


Hydraulikverschraubungen

Hydraulic fluid power fittings

KATALOG 415



arco

arco-Lieferprogramm

- **24° Schneidring- und Dichtkegelverschraubungen**
mit O-Ring nach DIN EN ISO 8434-1
- **24° Verschraubungen mit richtungseinstellbaren Anschlüssen**
nach DIN EN ISO 1179, DIN EN ISO 6149 und ISO 11926
- **ORFS-Verschraubungen** (Q-ring face seal/ stirnseitiger O-Ringeinstich)
nach ISO 8434-3
- **Messanschlüsse für Hydraulikanwendungen**
- **arco-Hydrauliksteckverbinder für Hochdruckanwendungen**
- **Kraftfahrzeugverschraubungen** nach DIN 74292-74326
- **Prüfanschlüsse** für Druckluftanwendungen
- **Entwässerungsventile** nach DIN 74292
- **Kundenspezifische Zeichnungsteile**
- **arco-Sonderausführungen** (z.B. Sprunggrößen, Drossel- und Lötverschraubungen, Kombinationen unterschiedlicher Anschluss-Standards u.v.a)

arco-manufacturing program

- **24° cone cutting ring connectors and connectors with O-ring**
acc. to DIN EN ISO 8434-1
- **24° connectors with adjustable stud ends**
acc. to DIN EN ISO 1179, DIN EN ISO 6149, ISO 11926
- **ORFS-connectors** (Q-ring-face-seal) acc. to ISO 8434-3
- **Test connectors** for hydraulic high-pressure applications
- **arco-quick connectors** for hydraulic high pressure applications
- **Pipe connectors** for air brake systems acc. to DIN 74292-74326
- **Test connectors** for air brake applications
- **Drain valves** acc. to DIN 74292
- **Customer design**
- **arco-special design types** (e.g. jump sizes, throttle and brazed connectors, combination with different connector standards etc.)

arco-Qualität für eine dauerhafte Verbindung
arco-quality for a good connection

Telefon/phone : +49 (0) 62 61 / 97 10-0
Fax : +49 (0) 62 61 / 97 10-50
E-Mail : info@arco-obrigheim.de
Homepage : www.arco-obrigheim.de

Inhaltsverzeichnis

Seite

Technische Informationen

Allgemeine Hinweise	4
Druckangaben	5
Anzugsdrehmomente für Einschraubzapfen	6
Einschraubzapfen und Einschraublöcher	7
Montageanleitungen	9

Verbindungs-Verschraubungen

G-	Gerade Verschraubungen	14
GR-	Gerade Reduzierschraubungen	16
W-	Winkelverschraubungen	18
T-	T-Verschraubungen	20
TR-	T-Reduzierschraubungen	22
K-	Kreuzverschraubungen	24

Schottverschraubungen

GS-	Gerade Schottverschraubungen	26
WS-	Winkelschottverschraubungen	28

Einstellbare Verschraubungen mit Dichtkegel oder Schaft

EWAD-	Winkelverschraubungen mit Dichtkegel	30
EWAD-45°	Winkelverschraubungen mit Dichtkegel 45°	32
ETAD-	T-Verschraubungen mit Dichtkegel	34
ELAD-	L-Verschraubungen mit Dichtkegel	36
EWA-	Winkelverschraubungen mit Schaft	38
ETA-	T-Verschraubungen mit Schaft	40
ELA-	L-Verschraubungen mit Schaft	42
DAD-	Distanzadapter	44
RAD-	Reduzierschraubungen mit Dichtkegel	46
RA-	Reduzierschraubungen mit Schaft	50
GVD-	Gerade Verbindungen mit Dichtkegel	54
GVDR-	Gerade Reduzierschraubungen mit Dichtkegel	55

Gerade Einschraub-Verschraubungen

GEO..M..Z-	Gerade Einschraubverschraubungen mit metrischem Gewinde zylindrisch und O-Ring	58
GE..M..ZWD-	Gerade Einschraubverschraubungen mit metrischem Gewinde zylindrisch und Weichdichtung	60
GE..R..ZWD-	Gerade Einschraubverschraubungen mit Whitworth-Rohrgewinde zylindrisch und Weichdichtung	62
GE..M..Z-	Gerade Einschraubverschraubungen mit metrischem Gewinde zylindrisch	66
GE..R..Z-	Gerade Einschraubverschraubungen mit Whitworth-Rohrgewinde zylindrisch	68
GE..M..K-	Gerade Einschraubverschraubungen mit metrischem Gewinde kegellig	72
GE..R..K-	Gerade Einschraubverschraubungen mit Whitworth-Rohrgewinde kegellig	74
GE..UN/UNF-	Gerade Einschraubverschraubungen mit UN/UNF-Gewinde und O-Ring	76
GE..NPT-	Gerade Einschraubverschraubungen mit NPT-Gewinde	78
EGADO-	Gerader Einschraubstutzen mit Dichtkegel, metrisches Gewinde zylindrisch und O-Ring	80
EGAD..M..ZWD-	Gerader Einschraubstutzen mit Dichtkegel, metrisches Gewinde zylindrisch und Weichdichtung	81
EGAD..R..ZWD-	Gerader Einschraubstutzen mit Dichtkegel, Whitworth-Rohrgewinde zylindrisch und Weichdichtung	82
EGA..M..ZWD-	Gerader Einschraubstutzen mit Schaft, metrisches Gewinde zylindrisch und Weichdichtung	83
EGA..R..ZWD-	Gerader Einschraubstutzen mit Schaft, Whitworth-Rohrgewinde zylindrisch und Weichdichtung	84

Table of content

page

Technical information

General information	4
Pressure ratings	5
Tightening torques for threaded plugs	6
Threaded plugs and port forms	7
Assembly instructions	9

Connectors

G-	Straight union connectors	14
GR-	Straight reducing connectors	16
W-	Elbow union connectors	18
T-	Tee union connectors	20
TR-	Tee reducing connectors	22
K-	Cross union connectors	24

Bulkhead connectors

GS-	Straight bulkhead connectors	26
WS-	Elbow bulkhead connectors	28

Adjustable connectors with 24° cone sealing or standpipe

EWAD-	Swivel elbows	30
EWAD-45°	Swivel elbows 45°	32
ETAD-	Swivel branch tees	34
ELAD-	Swivel run tees	36
EWA-	Adjustable male stud elbows	38
ETA-	Adjustable branch tee connectors	40
ELA-	Adjustable run tee connectors	42
DAD-	Swivel straight adaptors	44
RAD-	Reducing swivel straight adaptors	46
RA-	Reducing swivel adaptors	50
GVD-	Straight connectors with 24° cone sealing	54
GVDR-	Reducing straight connectors with 24° cone sealing	55

Straight male connectors

GEO..M..Z-	Straight male stud connectors thread: metric parallel with O-ring	58
GE..M..ZWD-	Straight male stud connectors thread: metric parallel with captive seal	60
GE..R..ZWD-	Straight male stud connectors thread: BSP parallel with captive seal	62
GE..M..Z-	Straight male stud connectors thread: metric parallel	66
GE..R..Z-	Straight male stud connectors thread: BSP parallel	68
GE..M..K-	Straight male stud connectors thread: metric taper	72
GE..R..K-	Straight male stud connectors thread: BSP taper	74
GE..UN/UNF-	Straight male stud connectors thread: UN/UNF with O-ring	76
GE..NPT-	Straight male stud connectors, thread: UNF/UN	78
EGADO-	Straight male stud connectors with 24° cone sealing thread: metric parallel with O-ring	80
EGAD..M..ZWD-	Straight male stud connectors with 24° cone sealing thread: metric parallel with captive seal	81
EGAD..R..ZWD-	Straight male stud connectors with 24° cone sealing thread: BSP parallel with captive seal	82
EGA..M..ZWD-	Straight standpipe connectors thread: metric parallel with captive seal	83
EGA..R..ZWD-	Straight standpipe connectors thread: BSP parallel with captive seal	84

Einstellbare W-, L-, T-Einschraub-Verschraubungen mit Bördelscheibe

WEB..M-	Einstellbare Winkel-Einschraubverschraubungen mit Bördelscheibe, metrisches Gewinde zylindrisch	86
LEB..M-	Einstellbare L-Einschraubverschraubungen mit Bördelscheibe, metrisches Gewinde zylindrisch	88
TEB..M-	Einstellbare T-Einschraubverschraubungen mit Bördelscheibe, metrisches Gewinde zylindrisch	90
WEB..M..KS-	Einstellbare Winkel-Einschraubverschraubungen mit Bördel- u. Kammerscheibe, metrisches Gewinde zyl.	92
LEB..M..KS-	Einstellbare L-Einschraubverschraubungen mit Bördel- u. Kammerscheibe, metrisches Gewinde zyl.	94
TEB..M..KS-	Einstellbare T-Einschraubverschraubungen mit Bördel- u. Kammerscheibe, metrisches Gewinde zyl.	96
WEB..R..KS-	Einstellbare Winkel-Einschraubverschraubungen mit Bördel- u. Kammerscheibe, Whitworth-Rohrgewinde zyl.	98
LEB..R..KS-	Einstellbare L-Einschraubverschraubungen mit Bördel- u. Kammerscheibe, Whitworth-Rohrgewinde zyl.	100
TEB..R..KS-	Einstellbare T-Einschraubverschraubungen mit Bördel- u. Kammerscheibe, Whitworth-Rohrgewinde zyl.	102
WEB..UN/UNF-	Einstellbare Winkel-Einschraubverschraubungen mit Bördelscheibe, UN/UNF-Gewinde zylindrisch	104
LEB..UN/UNF-	Einstellbare L-Einschraubverschraubungen mit Bördelscheibe, UN/UNF-Gewinde zylindrisch	106
TEB..UN/UNF-	Einstellbare T-Einschraubverschraubungen mit Bördelscheibe, UN/UNF-Gewinde zylindrisch	108

Schwenkverschraubungen

NS..M/R-	Schwenkverschraubungen W-Form, metrisch zyl. oder Whitworth-Rohrgewinde zylindrisch	110
HWE..M..WD-	Hochdruck-Schwenkverschraubungen W-Form, metrisches Gewinde zylindrisch und Weichdichtung	112
HWE..R..WD-	Hochdruck-Schwenkverschraubungen W-Form, Whitworth-Rohrgewinde zyl. und Weichdichtung	114
HTE..M..WD-	Hochdruck-Schwenkverschraubungen T-Form, metrisches Gewinde zylindrisch und Weichdichtung	116
HTE..R..WD-	Hochdruck-Schwenkverschraubungen T-Form, Whitworth-Rohrgewinde zyl. und Weichdichtung	118

Einschraub-Verschraubungen nicht einstellbar

WE..M..K-	Winkel-Einschraubverschraubung mit metrischem Gewinde kegelig	120
WE..R..K-	Winkel-Einschraubverschraubung mit Whitworth-Rohrgewinde kegelig	122
WE..NPT-	Winkel-Einschraubverschraubung mit NPT-Gewinde	124

Aufschraubverschraubungen

GA..M-	Gerade Aufschraubverschraubungen mit metrischem Gewinde zylindrisch	126
GA..R-	Gerade Aufschraubverschraubungen mit Whitworth-Rohrgewinde zylindrisch	128
RS..WD-	Reduzierstützen mit Innengewinde Whitworth-Rohrgewinde zyl. mit Weichdichtung	130

Verschlusssteile

VSTO-	Verschlusschrauben mit metrischem Gewinde und O-Ring	131
VSTI..M-	Verschlusschrauben mit metrischem Gewinde zylindrisch und Weichdichtung	132
VSTI..R-	Verschlusschrauben mit Whitworth-Rohrgewinde zylindrisch und Weichdichtung	133
VKO-	Verschlusskegel mit O-Ring	134
VKOM-	Verschlusskegel mit O-Ring und Ü-Mutter	135
RV-	Rohrendenverschluss mit Ü-Mutter und Schneidring	136

Adjustable elbow-, run tee-, branch tee connectors with back-up washer

WEB..M-	Adjustable male stud elbow with back-up washer thread: metric parallel	86
LEB..M-	Adjustable male stud run tee with back-up washer thread: metric parallel	88
TEB..M-	Adjustable male stud branch tee with back-up washer thread: metric parallel	90
WEB..M..KS-	Adjustable male stud elbow with back-up washer and retaining ring; thread: metric parallel	92
LEB..M..KS-	Adjustable male stud run tee with back-up washer and retaining ring; thread: metric parallel	94
TEB..M..KS-	Adjustable male stud branch tee with back-up washer and retaining ring; thread: metric parallel	96
WEB..R..KS-	Adjustable male stud elbow with back-up washer and retaining ring; thread: BSP parallel	98
LEB..R..KS-	Adjustable male stud run tee with back-up washer and retaining ring; thread: BSP parallel	100
TEB..R..KS-	Adjustable male stud branch tee with back-up washer and retaining ring; thread: BSP parallel	102
WEB..UN/UNF-	Adjustable male stud elbow with back-up washer thread: UN, UNF	104
LEB..UN/UNF-	Adjustable male stud run tee with back-up washer thread: UN, UNF	106
TEB..UN/UNF-	Adjustable male stud branch tee with back-up washer thread: UN, UNF	108

Banjo couplings

NS..M/R-	Banjo couplings elbow thread: metric parallel or BSP parallel	110
HWE..M..WD-	High-pressure banjo couplings, elbow thread: metric parallel with captive seal	112
HWE..R..WD-	High-pressure banjo couplings, elbow thread: BSP parallel with captive seal	114
HTE..M..WD-	High-pressure banjo couplings, tee thread: metric parallel with captive seal	116
HTE..R..WD-	High-pressure banjo couplings, tee thread: BSP parallel with captive seal	118

Male connectors not adjustable

WE..M..K-	Male stud elbows, thread: metric taper	120
WE..R..K-	Male stud elbows, thread: BSP taper	122
WE..NPT-	Male stud elbows, thread: NPT	124

Female stud connectors

GA..M-	Straight female connectors thread: metric parallel	126
GA..R-	Straight female connectors thread: BSP parallel	128
RS..WD-	Reduction socket female thread: BSP parallel with captive seal	130

Locking parts

VSTO-	Socket head port plugs thread: metric parallel with O-ring	131
VSTI..M-	Socket head port plugs thread: metric parallel with captive seal	132
VSTI..R-	Socket head port plugs thread: BSP parallel with captive seal	133
VKO-	Locking cone plugs with O-ring	134
VKOM-	Locking cone plugs with O-ring and nut	135
RV-	Tube closing with nut and cutting ring	136

Einzelteile

M-	Überwurfmuttern	138
S-	Schneidringe	139
SKM-	Sechskantmuttern	140
WD-	Weichdichtungen	141
H-	Verstärkungshülsen	142
SH-	Einsteckhülsen	143
HHR-	Haltringe für Hochdruck-Schwenkverschraubungen	144

Rückschlagventile

GRSVI-	Gerade Rückschlagventile mit Innengewinde	147
GRSV-	Gerade Rückschlagventile	148
GERSV..M..WD-	Gerade Einschraub-Rückschlagventile mit metrischem Gewinde zyl. und Weichdichtung	150
GERSV..R..WD-	Gerade Einschraub-Rückschlagventile mit Whitworth-Rohrgewinde zyl. und Weichdichtung	152
GERSZ..M..WD-	Gerade Einschraub-Rückschlagventile mit metrischem Gewinde zyl. und Weichdichtung	154
GERSZ..R..WD-	Gerade Einschraub-Rückschlagventile mit Whitworth-Rohrgewinde zyl. und Weichdichtung	156
RSVTI-	Rückschlagventil-Innenteile	158

Schweißverschraubungen

AV-	Gerade Anschweißverschraubungen	160
WAV-	Winkel-Anschweißverschraubungen	162

Hydraulik-Messanschlüsse

EMA3-	Messanschlüsse M16x2 mit Einschraubgewinde metrisch / zöllig - Ventulfunktion durch Kugel	165
GMA3-	Gerade Messverschraubungen M16x2 Ventulfunktion durch Kugel	166
VKA3-	Messanschlüsse M16x2 mit 24°-DKO-Anschluss Ventulfunktion durch Kugel	168
MAVS..A3-	Manometer-Anschluss M16x2	169
MAVDS..A3-	Manometer-Direktanschluss M16x2	169

Sonderverschraubungen		170
------------------------------	--	-----

Single parts

M-	Nuts	138
S-	Cutting rings	139
SKM-	Locknuts	140
WD-	Captive seals	141
H-	Reinforcing sleeves	142
SH-	Tube / hose insert	143
HHR-	Soft-sealing rings for banjo couplings	144

Non-return valves

GRSVI-	Straight female non-return valves	147
GRSV-	Straight non-return valves	148
GERSV..M..WD-	Straight male non-return valves thread: metric parallel with captive seal	150
GERSV..R..WD-	Straight male non-return valves thread: BSP parallel with captive seal	152
GERSZ..M..WD-	Straight male non-return valves thread: metric parallel with captive seal	154
GERSZ..R..WD-	Straight male non-return valves thread: BSP parallel with captive seal	156
RSVTI-	Internal parts of non-return valves	158

Weld-on connectors

AV-	Weld-on straight connectors	160
WAV-	Weld-on elbow connectors	162

Test connectors

EMA3-	Test point M16x2, thread: metric / BSP parallel function of valve by ball	165
GMA3-	Straight test point M16x2 function of valve by ball	166
VKA-	Test point for 24° cone sealing function of valve by ball	168
MAVS..A3-	Test point pressure gauge connector M16x2	169
MAVDS..A3-	Test point with threaded connection M16x2	169

Special design connectors		170
----------------------------------	--	-----

General informations

arco-24° Schneidringverschraubungen werden mit über 50jähriger Erfahrung in der Groß- sowie Kleinserienfertigung hergestellt und weltweit zuverlässig eingesetzt. Sie entsprechen den jeweiligen gültigen Normen z.B. DIN EN ISO 8434-1.

Sonderausführungen sind in ihren Anschlussmaßen ebenfalls an die Normen angepasst.

Um die hohe Leistung und Funktionssicherheit zu gewährleisten, setzt es voraus dass **arco-24°** Schneidringverschraubungen und **arco-24°** Montageanleitungen eingesetzt werden. Durch technische Weiterentwicklung bedingte Änderungen behalten wir uns vor.

Werkstoffe und Oberflächenschutz

arco-24° Schneidringverschraubungen sind aus gezogenem bzw. geschmiedetem Stahl hergestellt (DIN 3859). Auf Sonderwunsch sind diese auch in Messing bzw. Edelstahl lieferbar.

Der **arco-24°** Schneidringverschraubungs-Oberflächenschutz für Stutzen und Überwurfmutter ist eine spezielle Chrom (VI)-freie Passivierung. Zusätzlich sind die Überwurfmutter mit einer farblosen Gleitbeschichtung behandelt, um eine gleichbleibende sichere Montagequalität zu gewährleisten. Anschweißstutzen sind standardmäßig phosphatiert.

Selbstverständlich sind zahlreiche weitere Oberflächenvarianten auf Anfrage möglich:

z.B. **Zink-Eisen**-Passivierung
(Chrom(VI)-frei)
Zink-Nickel-Passivierung
(Chrom(VI)-frei)

Informationen zum Oberflächenschutz:

Die letzten zwei Ziffern bei der Sachnummer oder die zwei letzten Buchstaben in der Artikelnummer dokumentieren bei der Bestellung den Oberflächenschutz des Artikels.

Sachnummer: /21
Artikelnummer: c3d
Oberflächenschutz: **Chrom(VI)-freie Passivierung (silberfarbig)**

arco-24° cutting ring connectors has been manufactured for more than 50 years in large and small series and are used reliably worldwide. All parts correspond with the standards e.g. DIN EN ISO 8434-1.

Special types and their connecting measurements are also adapted to the standards.

To guarantee the high performance and operational reliability it is necessary to use the **arco-24°** cutting ring connectors components and the **arco-24°** assembly instructions. Further technical development reserved.

Materials and surface protection

arco-24° cutting ring connectors are made of drawn or forged steel (acc. DIN 3859). On request they are also available in brass or stainless steel.

The **arco-24°** cutting ring connectors standard surface treatment of fittings and nuts is a special passivation (chrome (VI)-free). Additional all nuts have a antifriction coat for a constant **arco-24°** assembly quality for reducing the torque moments. Weldable studs are phosphated.

On request a lot of alternative surface treatments are deliverable:

e.g. **zinc-iron** passivation
(chrome(VI)-free)
zinc-nickel passivation
(chrome(VI)-free)

Information for surface treatment:

The last two digits of the computer number or the last two letters of the part number indicate the surface protection.

comp.-No.: /21
part.-No.: c3d
Surface Protection: **chrom(VI)-free passivation (silver colored)**

Pressure ratings

Die in diesem Katalog aufgeführten Druckangaben werden durch den Einsatz des 2-Kanten-Schneidenringes in nachfolgender Tabelle erhöht und beziehen sich auf:

- Nenndruck (PN)

Die Nenndrücke (PN) gelten bei ruhender Belastung und Temperaturen bis 120°C bei Stahl als zulässige Betriebsdrücke mit 4-facher Sicherheit.

- Betriebsdruck (PB)

Die zulässigen Betriebsdrücke (PB) gelten bei ruhender Belastung und Temperaturen bis 120°C bei Stahl als höchster Innendruck und einer 2,5-fachen Sicherheit, Rohranschluss 4-fach.

The pressure ratings as specified are only applicable with the 2-edge-cutting-ring. Please have a look at the following table:

- Nominal pressure (PN)

The nominal pressures (PN) are valid under static load conditions and temperatures max. 120°C for steel and working pressures with safety factor 4.

- Working pressure (PB)

The permissible working pressure (PB) are valid under static load conditions and temperatures max. 120°C for steel as highest internal pressure with a safety factor 2,5 and for the pipe connection safety factor 4.

TYPE	LL ¹⁾				L								S										
Rohr AD Tube OD	4	5	6	8	6	8	10	12	15	18	22	28	35	42	6	8	10	12	16	20	25	30	38
PN	PN 100				PN 500				PN 400				PN 250				PN 800		PN 630		PN 420		

¹⁾ Baureihe LL 1-Kant-Schneidring

¹⁾ Series LL 1-edge-cuttingring

Verschraubungswerkstoff Material	Druckabschläge der zulässigen Betriebstemperaturen °C permissible working temperature															
	-60	-50	-40	-35	-25	+20	+50	+100	+120	+150	+175	+200	+250	+300	+400	
Stahlverschraubungen steel connectors						0%				-11%	-19%	-28%				
Stahlrohre steel pipes						0%				-19%		-27%				
Edelstahlverschraubungen stainless steel connectors						0%				-11%		-20%		-30%		
Messingverschraubungen brass connectors						35%										
Dichtungswerkstoff NBR sealing material NBR																
Dichtungswerkstoff FKM sealing material FKM																

	Zulässige Betriebstemperatur / permissible working temperature
	Zulässige Umgebungstemperatur bei hydraulischer und pneumatischer Anwendung/ permissible ambient temperature under hydraulic and pneumatic application
	Nicht zulässig/ not permissible

Tightening torques for threaded plugs

DIN EN ISO 6149; DIN EN ISO 9974; DIN 3852-1

Reihe Series	Gewinde Thread	Form A	Form B	Form E	Form F
		Nm	Nm	Nm	Nm
L	M10x1	12	20	20	15
	M12x1,5	18	30	30	25
	M14x1,5	25	50	50	35
	M16x1,5	40	60	60	40
	M18x1,5	50	80	80	45
	M22x1,5	65	150	140	60
	M26x1,5	75	210	200	90
	M27x2	85	250	215	100
	M33x2	140	360	380	160
	M42x2	230	600	500	210
M48x2	280	800	600	260	
S	M12x1,5	18	30	30	35
	M14x1,5	25	50	50	45
	M16x1,5	40	60	60	55
	M18x1,5	50	80	80	70
	M22x1,5	65	150	140	100
	M27x2	85	250	215	170
	M33x2	140	360	380	310
	M42x2	230	600	500	330
M48x2	280	800	600	420	

DIN 3852-2; DIN EN ISO 1179

Reihe Series	Gewinde Thread	Form A	Form B	Form E
		Nm	Nm	Nm
L	G1/8A	15	20	20
	G1/4A	35	40	40
	G3/8A	40	80	80
	G1/2A	65	130	100
	G1A	150	370	350
	G1 1/4A	240	590	470
	G1 1/2A	290	650	540
S	G1/4A	35	60	55
	G3/8A	40	90	75
	G1/2A	65	155	120
	G3/4A	90	250	190
	G1A	150	380	320
	G1 1/4A	240	600	470
G1 1/2A	290	720	580	

Die angegebenen Anzugsdrehmomente gelten für Verschraubungen aus Stahl mit spezieller Passivierung (silberfarbig) und beziehen sich auf den Gegenwerkstoff Stahl.

Die Einschraubzapfen vor dem Einschrauben leicht einölen.

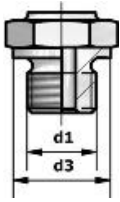
Tigtening torques apply to threaded connectors in steel with surface special passivation (silver colored) and relate to counterpart made of steel.

Lubricate stud before screwing in.

Threaded plugs and port forms

Gewinde nach DIN EN ISO 9974-1/2/3, DIN EN ISO 1179-1/2/3/4, DIN 3852-1/2 Form A

Threads acc. DIN EN ISO 9974-1/2/3, DIN EN ISO 1179-1/2/3/4, DIN 3852-1/2 type A

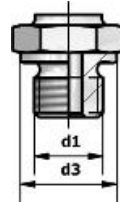


Einschraubzapfen Form A

DIN 3852, Teil 1 und 2
Abdichtung durch
Dichtring DIN 7603

Stud form A

DIN 3852, part 1 and 2
sealing by sealing ring
acc. to DIN 7603

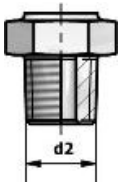


Einschraubzapfen Form B

DIN EN ISO 9974-3
DIN EN ISO 1179-4
Mit Dichtkante Form B
(DIN 3852-1/2)

Stud form B

DIN EN ISO 9974-3
DIN EN ISO 1179-4
with metal-to-metal sealing type B
(DIN 3852-1/2)

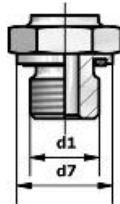


Einschraubzapfen Form C

DIN 3852, Teil 1 und 2
Abdichtung durch
kegeliges Gewinde

Stud form C

DIN 3852, part 1 and 2
Taper thread sealing

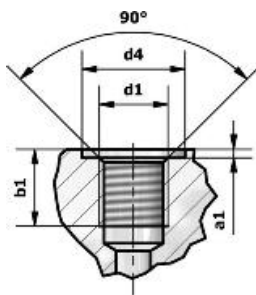


Einschraubzapfen Form E

DIN EN ISO 9974-2
DIN EN ISO 1179-2
Mit Elastomerdichtung
(DIN 3852-11)

Stud form E

DIN EN ISO 9974-2
DIN EN ISO 1179-2
with Elastomeric sealing
(DIN 3852-11)

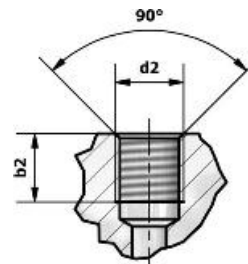


Einschraubloch Form

DIN EN ISO 9974-1
DIN EN ISO 1179-1
nur für DIN EN ISO 9974-2/3,
DIN EN ISO 1179-2/3 Einschraubzapfen,
DIN 3852-1/2 Form A Zapfen

Port Form

DIN EN ISO 9974-1
DIN EN ISO 1179-1
only for DIN EN ISO 9974-2/3,
DIN EN ISO 1179-2/3 stud ends,
DIN 3852-1/2 type A stud ends



Einschraubloch Form Z

DIN 3852, Teil 1 und 2
(für kegelige Einschraub-
gewinde) für Zapfen C

Port Form Z

DIN 3852, part 1 and 2
(for tapered thread)
for threaded plugs form C

		Form A + B		Form E				Form C	
Reihe Series	Gewinde d1 Thread d1	d3 metr./d3 zöllisch d3 metric/d3 inch	d4 metr./d4 zöllisch d4 metric/d4 inch	d7 metr./d7 zöllisch d7 metric/d7 inch	a1 metr./a1 zöllisch a1 metric/a1 inch	b1 metr./b1 zöllisch b1 metric/b1 inch	Gewinde *d2 Thread *d2	b2 metrisch b2 metric	
LL 4	M8x1 / R1/8keg.	-	-	-	-	-	M8x1keg.	5,5	
LL 6	M10x1 / R1/8keg.	-	-	-	-	-	M8x1keg.	5,5	
LL 8	M10x1 / R1/8keg.	-	-	-	-	-	M8x1keg.	5,5	
L6	M10x1 / G1/8"A	14	15 / 15	13,9	1	8	M10x1keg.	5,5	
L8	M12x1,5 / G1/4"A	17 / 18	18 / 20	16,9 / 18,9	1,5	12	M12x1,5keg.	8,5	
L10	M14x1,5 / G1/4"A	19 / 18	20	18,9	1,5	12	M14x1,5keg.	8,5	
L12	M16x1,5 / G3/8"A	21 / 22	22 / 23	21,9	1,5 / 2	12	M16x1,5keg.	8,5	
L15	M18x1,5 / G1/2"A	23 / 26	24 / 28	23,9 / 26,9	2 / 2,5	12 / 14	M18x1,5keg.	8,5	
L18	M22x1,5 / G1/2"A	27 / 26	28	26,9	2,5	14	M22x1,5keg.	10,5	
L22	M27x2 / G3/4"A	32	33	31,9	2,5	16	-	-	
L28	M33x2 / G1"A	39	40 / 41	39,9	2,5	18	-	-	
L35	M42x2 / G1 1/4"A	49	50 / 51	49,9	2,5	20	-	-	
L42	M48x2 / G1 1/2"A	55	56	54,9	2,5	22	-	-	
S6	M12x1,5 / G1/4"A	17 / 18	18 / 20	16,9 / 18,9	1,5	12	G1/8	5,5	
S8	M14x1,5 / G1/4"A	19 / 18	20	18,9	1,5	12	G1/4	8,5	
S10	M16x1,5 / G3/8"A	21 / 22	22 / 23	21,9	1,5 / 2	12	G3/8	8,5	
S12	M18x1,5 / G3/8"A	23 / 22	24 / 23	23,9 / 21,9	2	12	G1/2	10,5	
S16	M22x1,5 / G1/2"A	27 / 26	28 / 28	26,9	2,5	14	G3/4	13	
S20	M27x2 / G3/4"A	32	33	31,9	2,5	16	-	-	
S25	M33x2 / G1"A	39	40 / 41	39,9	2,5	18	-	-	
S30	M42x2 / G1 1/4"A	49	50 / 51	49,9	2,5	20	-	-	
S38	M48x2 / G1 1/2"A	55	56	54,9	2,5	22	-	-	

* Dichtheit kann nur mit flüssigen oder plastischen Dichtmitteln erreicht werden.

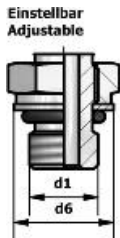
* For a good tightness please use a liquid or plastic jointing compound.

Threaded plugs and port forms

DIN EN ISO 6149-1/2/3; DIN EN ISO 1179-1/2/3/4; ISO 11926-1/2/3; ASME B1.20.1-2013



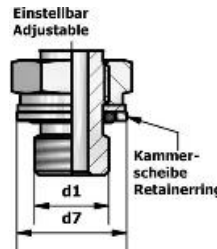
Nicht einstellbar
non adjustable



Einstellbar
Adjustable

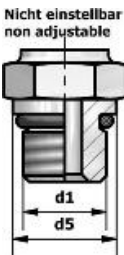
**Einschraubzapfen
DIN EN ISO 6149-2/3**
und O-Ring-Abdichtung

**Stud form ISO
DIN EN ISO 6149-2/3**
for O-ring sealing

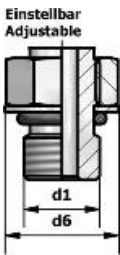


Einstellbar
Adjustable

**Einschraubzapfen mit
Kammerscheibe** für Ein-
baubohrung nach DIN
3852-1/2 bzw. ISO 1179-1
Schmale Andrehung
Stud form with retaining ring
for port form acc. DIN
3852-1/2 or ISO 1179-1
narrow turned groove



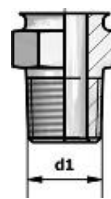
Nicht einstellbar
non adjustable



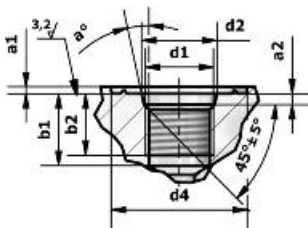
Einstellbar
Adjustable

**Einschraubzapfen
ISO 11926-2/3**
Für O-Ring-Abdichtung

**Stud form ISO
11926-2/3**
for O-ring sealing

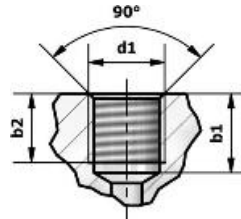


Einschraubzapfen NPT
ANSI/ASME B1.20.1-1983
Abdichtung durch
kegeliges Gewinde
Stud form NPT
acc. ANSI/ASME B1.20.1-1983
Taper thread sealing



**Einschraubloch nach
DIN EN ISO 6149-1, ISO 11926-1**
und O-Ring-Abdichtung

**Port form acc.
DIN EN ISO 6149-1, ISO 11926-1**
for O-ring sealing



Einschraubloch NPT
ASME B1.20.1-2013
für kegeliges Gewinde
Port Form NPT
acc. ASME B1.20.1-2013

Gewinde d1 Thread d1	d2	d4	d5	d6 -0,4	d7 min.	a1 max.	a2 0,4	b1 min.	b2 min.	a
M 8x1	9,1	14	11,8	12,5	-	1	1,6	11,5	10	12°
M10x1	11,1	16	13,8	14,5	14,8	1	1,6	11,5	10	12°
M12x1,5	13,8	19	16,8	17,5	17,8	1,5	2,4	14	11,5	15°
M14x1,5	15,8	21	18,8	19,5	19,8	1,5	2,4	14	11,5	15°
M16x1,5	17,8	24	21,8	22,5	22,8	1,5	2,4	15,5	13	15°
M18x1,5	19,8	26	23,8	24,5	24,8	2	2,4	17	14,5	15°
M22x1,5	23,8	29	26,8	27,5	27,8	2	2,4	18	15,5	15°
M27x2	29,4	34	31,8	32,5	32,8	2	3,1	22	19	15°
M33x2	35,4	43	40,8	41,5	40,8	2,5	3,1	22	19	15°
M42x2	44,4	52	49,8	50,5	50,8	2,5	3,1	22,5	19,5	15°
M48x2	50,4	57	54,8	55,5	55,8	2,5	3,1	25	22	15°
3/8-24 UNF	10,75	19	11,8	14,6	-	1,6	1,9	12	10	12°
7/16-20 UNF	12,45	21	13,8	16,5	-	1,6	2,4	14	11,5	12°
9/16-18 UNF	15,7	25	16,8	20,2	-	1,6	2,5	15,5	12,7	12°
3/4-16 UNF	20,65	30	21,8	25,7	-	2,4	2,5	17,5	14,3	15°
7/8-14 UNF	24	34	26,8	29,3	-	2,4	2,5	20	16,7	15°
1 1/16-12 UN	29,2	41	31,8	36,7	-	2,4	3,3	23	19	15°
1 5/16-12 UN	35,55	49	40,8	44	-	3,2	3,3	23	19	15°
1 5/8-12 UN	43,55	58	49,8	55	-	3,2	3,3	23	19	15°
G1/8 A	-	-	13,8	16,7	14,8	-	-	-	-	-
G1/4 A	-	-	18,8	20,2	19,8	-	-	-	-	-
G3/8 A	-	-	21,8	24	22,8	-	-	-	-	-
G1/2 A	-	-	29,8	29,1	27,8	-	-	-	-	-
G3/4 A	-	-	35,8	36,4	32,8	-	-	-	-	-
G1 A	-	-	45,8	45,6	40,8	-	-	-	-	-
G1 1/4 A	-	-	49,8	53,5	50,8	-	-	-	-	-
G1 1/2 A	-	-	54,8	60	55,8	-	-	-	-	-
1/8-27 NPT	-	-	-	-	-	-	-	11,6	6,9	-
1/4-18 NPT	-	-	-	-	-	-	-	16,4	10	-
3/8-18 NPT	-	-	-	-	-	-	-	17,4	10,3	-
1/2-14 NPT	-	-	-	-	-	-	-	22,6	13,6	-
3/4-14 NPT	-	-	-	-	-	-	-	23,1	14,1	-
1-11,5 NPT	-	-	-	-	-	-	-	27,8	16,8	-
1 1/4-11,5 NPT	-	-	-	-	-	-	-	28,3	17,3	-
1 1/2-11,5 NPT	-	-	-	-	-	-	-	28,3	17,3	-

<p>1.</p>	<p>2.</p>	<p>3.*</p>
<p>Rohr rechtwinklig absägen. Max. Winkeltoleranz 0,5°. Rohrabschneider nicht zulässig. Rohrende innen und außen leicht entgraten. Reinigen. Bei dünnwandigen Rohren Verstärkungshülsen verwenden.</p>	<p>Gewinde und Konus der Verschraubungsstutzen sowie Gewinde der Überwurfmutter mit Schmierstoff versehen. Überwurfmutter und Schneidring über Rohrende schieben. Die Schneidringkante muss zum Rohrende zeigen.</p>	<p>Rohr gegen Anschlag im Verschraubungsstutzen drücken, Überwurfmutter von Hand so weit wie möglich aufschrauben. Überwurfmutter mit 1,5 Umdrehungen anziehen.</p>
<p>4.</p>	<p>5.*</p>	<p>6.*</p>
<p>Überwurfmutter lösen, prüfen ob der Schneidring eingeschnitten hat. Sichtbarer Bundaufwurf vor der Schneidkante zeigt korrekte Montage an. Der eingeschnittene Schneidring darf sich auf dem Rohr drehen lassen.</p>	<p>Fertig- oder Wiederholmontage. Überwurfmutter nach jedem Lösen ohne erhöhten Kraftaufwand festziehen. Verschraubungsstutzen muss gegengehalten werden.</p>	<p>Hülse bis zum Rändel in das Rohr einstecken. Mit dem Hammer (Kunststoff oder Hartgummi) die Hülse ganz einschlagen. Hierbei presst sich das Rändel in die Rohrwand und sichert die Hülse. Schneidringmontage durchführen. Siehe hierzu Montageanleitung.</p>

3.* Fertigmontage im Verschraubungsstutzen:

Rohr fest gegen Anschlag im Stutzen drücken, dabei die Überwurfmutter um ca. 1½ Umdrehungen mit dem Schlüssel anziehen.

Vormontage im Vormontagesutzen:

Rohr fest gegen Anschlag drücken, dabei die Überwurfmutter um ca. 1 Umdrehung mit dem Schlüssel anziehen.

Nach der Demontage:

sind die Rohrenden in die gleichen Innenkonen des Verschraubungsstutzen einzusetzen, in denen die Montage durchgeführt wurde.

5.* Fertigmontage nach Vormontage:

Bei der Fertigmontage aller vormontierten Teile im dazugehörigen Verschraubungsstutzen muss die Überwurfmutter ca. ¼ Umdrehung über den Punkt des deutlich fühlbaren Kraftanstiegs angezogen werden. Dies gilt auch für Verschraubungen, die werksseitig auf der Schaftseite vormontiert geliefert werden.

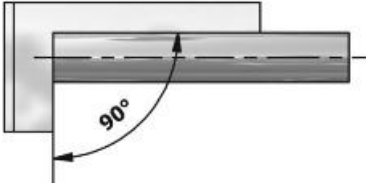
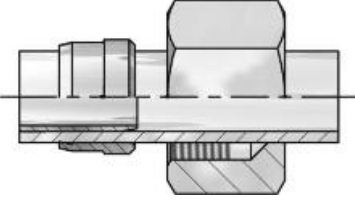
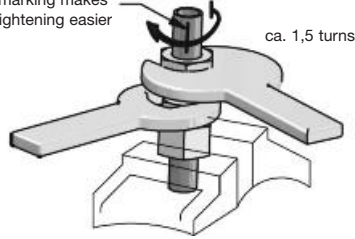
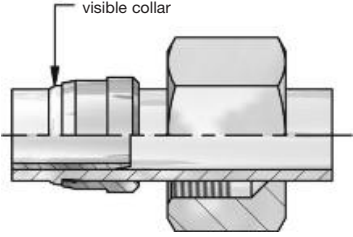

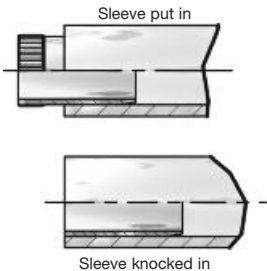
6.* Montage von Verstärkungshülsen:

Ist bei den nur nach den Erfordernissen des Innendruckes ausgelegten Rohren die Rohrwanddicke im Verhältnis zum Außendurchmesser des Rohres relativ gering, kann es bei der Montage im Bereich der Einschnittzone von 1-Kant- und 2-Kantschneidring zu stärkeren Rohreinschnürungen kommen. Um dies zu vermeiden, sollten Verstärkungshülsen eingesetzt werden.

Assembly instruction for arco-24°-cone cutting ring connectors



Assembling in the connector body

<p>1.</p> 	<p>2.</p> 	<p>3.*</p> 
<p>Saw off metal tube square. Max. angle tolerance 0,5°. Do not use tube cutters! Deburr inside and outside edge lightly. Clean. For thin-walled tubes please use reinforcing sleeves.</p>	<p>Thread and cone of the union as well as the thread of the nut must be threaded with a lubrication medium. Slip nut and cutting ring on the tube. Ensure that the thicker end of the cutting ring face the nut.</p>	<p>Push the tube against the shoulder in the cone of the body. Then screw nut manually on to the fitting body until fingertight. Tighten nut with spanner 1,5 turns.</p>
<p>4.</p> 	<p>5.*</p> 	<p>6.*</p> 
<p>Loosen nut and check the cut. A visible collar has to fill the space in front of the cutting ring edge. It is no fault if the cutting ring can be rotated on the tube.</p>	<p>Final- or Repeat-assembling. After loosening the nut, tighten again without increased effort. Body to be held firmly by a spanner.</p>	<p>Insert the sleeve into the pipe up to the knurl. Knock in the sleeve completely using a hammer (plastic or hard rubber). The knurl forces itself into the tube wall and secures the sleeve. Do the assembling (look at the assembling instruction in the catalogue).</p>

3.* Final assembling in the body:

Push the tube firmly against shoulder in the cone, tighten nut with spanner about 1,5 turns. The tube must not be rotated.

Pre-assembly in a pre-assembly body:

Push tube firmly against shoulder in the cone, tighten nut with spanner about 1 turn.

After disassembly:

The tube ends have to be inserted in the same cones of the bodies in which the assembly was carried out.

5.* Final assembly of all pre-assembled connectors:

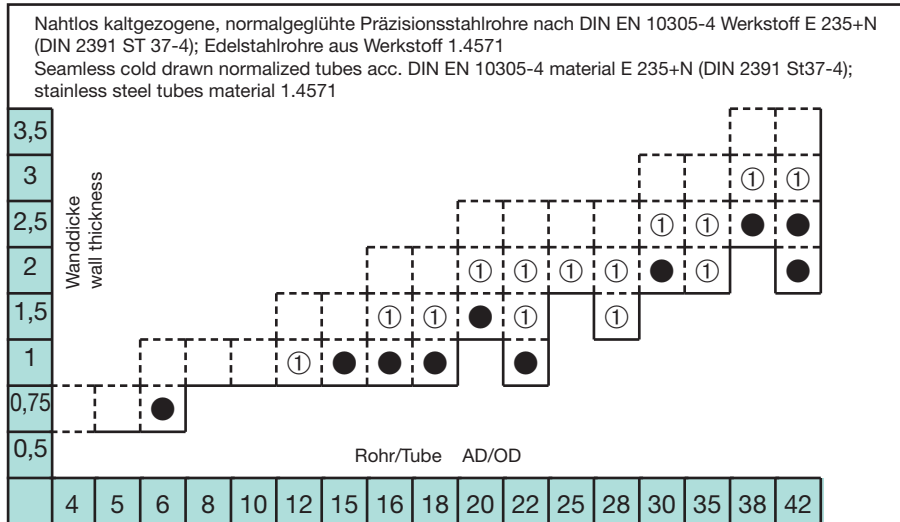
Tighten nut about ¼ turn beyond the point of a clearly perceptible resistance. This is valid as well for all pre-assembled connectors delivered by the manufacturer.

6.* Assembling with reinforcing sleeve:

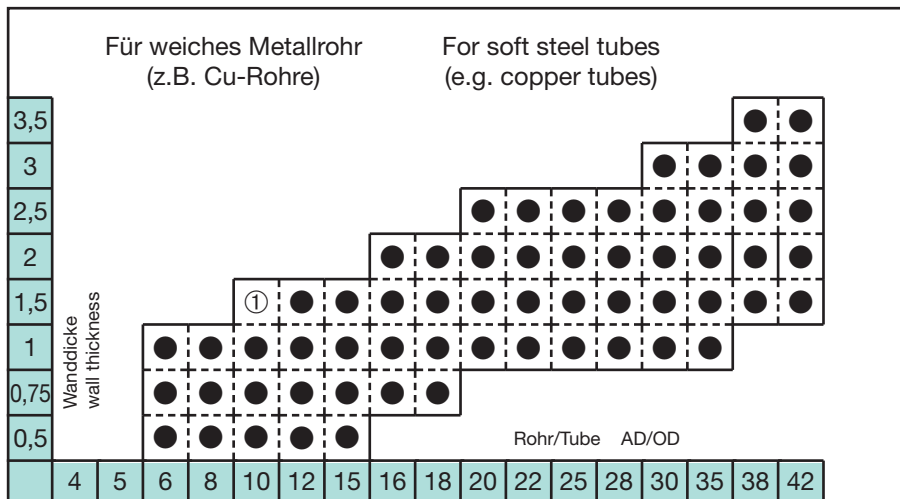
If due the requirements of the internal pressure the wall thickness in relation to the external is too low, there can be constrictions of the tube. To avoid this reinforcing sleeves should be used.

Assembling with reinforcing sleeves

Tab. 1



Tab. 2



● VH unbedingt erforderlich

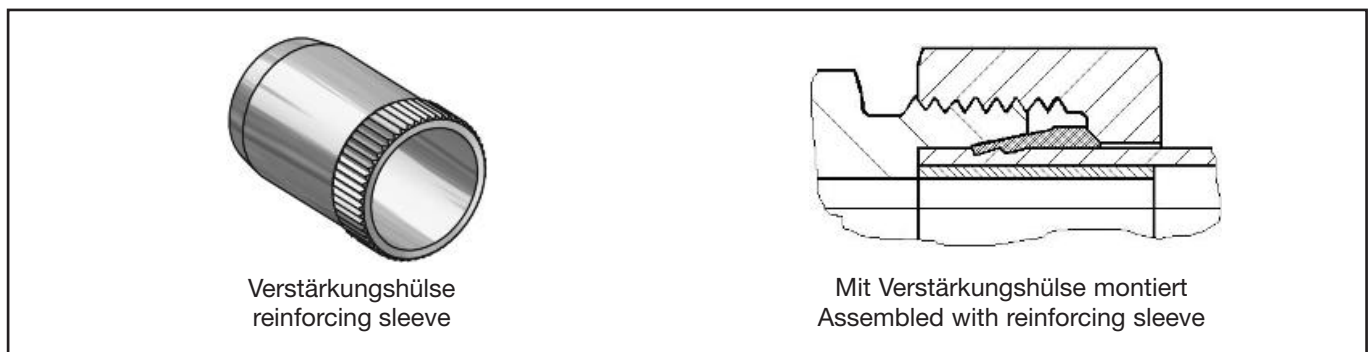
① VH erforderlich bei öfterem Lösen und stark beanspruchten Leitungen (Schwingungen)

Die Verstärkungshülsen sind grundsätzlich vor der Schneidringmontage in das Rohr einzuschlagen. Spätere Montage ist nicht zulässig!

● Reinforcing sleeve definitely necessary

① Reinforcing sleeve necessary if high repetition assembling rate and heavy loaded pipes (loading by vibration)

Reinforcing sleeve assembly before cutting ring assembly! An assembly after cutting ring assembly is not allowed!



Montageanleitung für arco-24°-Dichtkegel-Verschraubungen DKO Assembly instruction for arco 24°-cone connectors DKO



24°-DKO-Anschluss nach DIN EN ISO 8434-1
24°-DKO cone sealing with o-ring acc. to DIN EN ISO 8434-1

<p>1.</p> <p>24°- ISO 8434-1 DKO-Verschraubung 24° -cone sealing connector acc. to ISO 8434-1</p> <p>24° ISO 8434-1 Konusanschluss 24° ISO 8434-1 cone port</p>	<p>2.</p> <p>Beliebige Position favourite position</p> <p>Anziehen screw on</p>	<p>3.</p> <p>24°- ISO 8434-1 DKO-Verschraubung 24° -cone sealing connector acc. to ISO 8434-1</p> <p>24° ISO 8434-1 Konusanschluss 24° ISO 8434-1 cone port</p>
<p>Aufschauben der DIN-Verschraubung auf den DIN-Konusanschluss. Die Überwurfmutter von Hand anziehen. Screw on the DIN-fitting on the DIN-cone port. Fasten the nut with hand.</p>	<p>Beliebiges Positionieren der Verschraubung. Anziehen der Überwurfmutter mit Schlüssel mit ca. 1/4 Umdrehungen. Verschraubungen mit Hand leicht gegenhalten. Find the favourite position. Screw on the nut 1/4 turn with a spanner. Hold on the fitting easy with hand.</p>	<p>Leckagesichere Verschraubung durch unkomplizierte Montage. Leak-proof fitting through uncomplicated assembling.</p>

Montageanleitung für arco-24°-Bördelscheiben-Verschraubungen Assembly instruction for arco back-up washer connectors

ohne Kammerscheiben für Einbaubohrungen mit O-Ring-Port-Ansenkung z.B. ISO 6149-1, ISO 11926-1
without retaining ring for ports with o-ring spot face like e.g. ISO 6149-1, ISO 11926-1

<p>1.</p> <p>24°- Konusanschluss 24° -cone</p> <p>Kontermutter/Locknut</p> <p>Bördelscheibe/ back-up washer</p> <p>O-Ring</p> <p>Einbaubohrung O-Ring-Port z.B. ISO 6149-1 e.g. ISO 6149-1</p>	<p>2.</p> <p>Beliebige Position favourite position</p> <p>Gegenhalten hold on</p> <p>Anziehen screw on</p>	<p>3.</p> <p>24°- Konusanschluss 24° -cone</p> <p>Kontermutter/Locknut</p> <p>Bördelscheibe/ back-up washer</p> <p>O-Ring</p> <p>Einbaubohrung O-Ring-Port z.B. ISO 6149-1 e.g. ISO 6149-1</p>
<p>Vormontiert mit Kontermutter, Bördelscheibe und O-Ring. Die Verschraubung in die O-Ring-Port-Bohrung einschrauben, bis die Bördelscheibe aufliegt. Pre-assembled with locknut, back-up washer and o-ring. Screw in the fitting into the o-ring-port that the back-up washer seat on.</p>	<p>Die Verschraubung max. 1 Umdrehung zurückdrehen und innerhalb dieser beliebig positionieren. Mit Schraubenschlüssel Verschraubung gegenhalten und zweitem Schraubenschlüssel die Kontermutter anziehen. Turn the fitting max. 1 turn back in the favourite position. Hold on the fitting with a spanner and with a second spanner screw on the locknut.</p>	<p>Leckagesichere Verschraubung durch unkomplizierte Montage. Leak-proof fitting through uncomplicated assembling.</p>

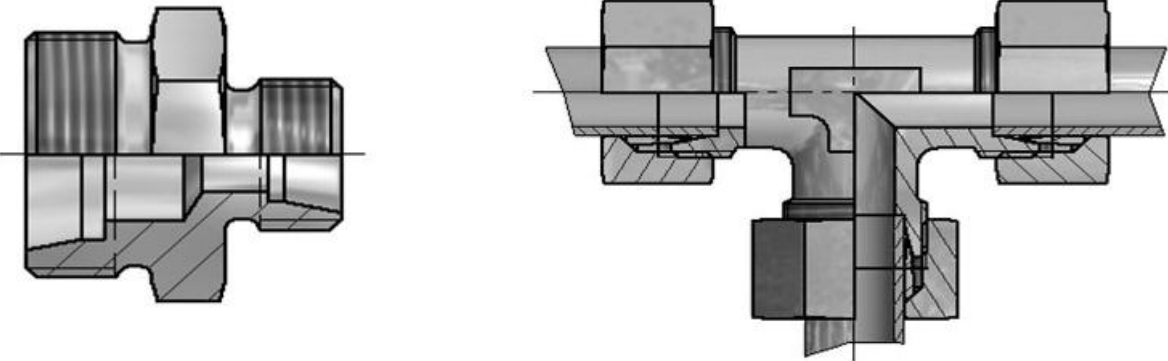
Montageanleitung für arco-24°-Bördelscheiben-Verschraubungen mit Kammerscheibe Assembly instruction for arco back-up washer connectors with retaining ring

mit Kammerscheiben für Einbaubohrungen ohne O-Ring-Port-Ansenkung z.B. ISO 9974-1, ISO 1179-1, (DIN 3852-1/2)
with retaining ring for ports without o-ring-port-spot e.g. ISO 9974-1, ISO 1179-1, (DIN 3852-1/2)

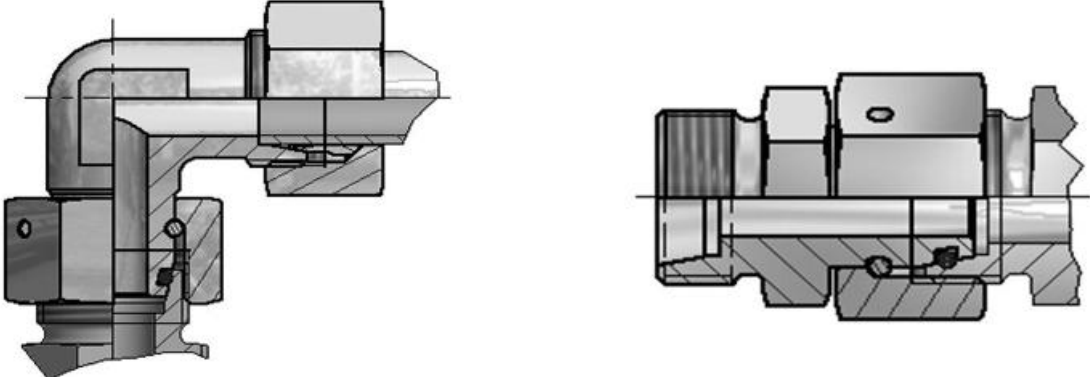
<p>1.</p> <p>24°- Konusanschluss 24° -cone</p> <p>Kontermutter/ locknut</p> <p>Bördelscheibe/ back-up washer</p> <p>Kammerscheibe/ retaining ring</p> <p>O-Ring</p> <p>Einbaubohrung ohne O-Ring-Port-Ansenkung/ port without o-ring-port-spot</p>	<p>2.</p> <p>Beliebige Position favourite position</p> <p>Gegenhalten hold on</p> <p>Anziehen screw on</p>	<p>3.</p> <p>24°- Konusanschluss 24° -cone</p> <p>Kontermutter/ locknut</p> <p>Bördelscheibe/ back-up washer</p> <p>Kammerscheibe/ retaining ring</p> <p>O-Ring</p> <p>Einbaubohrung ohne O-Ring-Port-Ansenkung/ port without o-ring-port-spot</p>
<p>Vormontiert mit Kontermutter, Bördelscheibe, Kammerscheibe und O-Ring. Die Verschraubung in die Einbaubohrung ohne O-Ring-Port-Anfassung einschrauben bis die Kammerscheibe aufliegt. Pre-assembled with locknut, washer, o-ring and retaining ring. Screw in the fitting into the port without spot-face that the washer and the retaining ring seat on.</p>	<p>Die Verschraubung max. 1 Umdrehung zurückdrehen und innerhalb dieser beliebig positionieren. Mit Schraubenschlüssel Verschraubung gegenhalten und zweitem Schraubenschlüssel die Kontermutter anziehen. Turn the fitting max. 1 turn back in the favourite position. Hold on the fitting with a spanner and with a second spanner screw on the locknut.</p>	<p>Leckagesichere Verschraubung durch unkomplizierte Montage. Leak-proof fitting through uncomplicated assembling.</p>

24°-DIN- Verschraubungen
24° DIN connectors

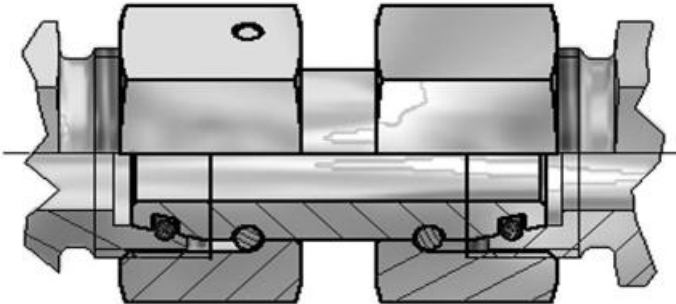
Rohr auf Rohr / tube to tube



Rohr auf Dichtkegel / tube to 24° cone sealing



Dichtkegel auf Dichtkegel / 24° cone sealing both sides



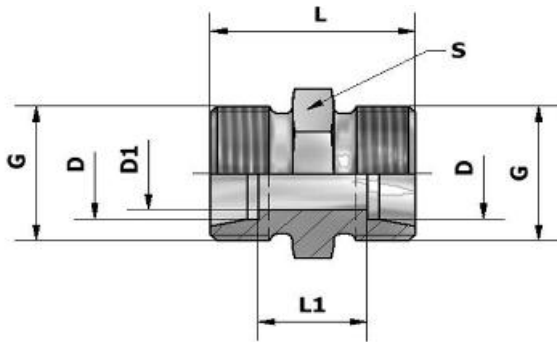
XG - Gerader Stutzen

24°-Anschluss

XG - Straight union connector

24° cone end

arco



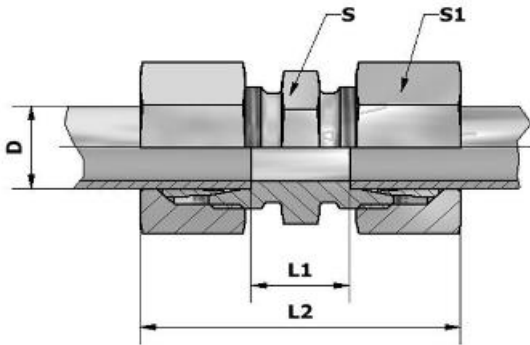
Reihe series	D	G	D1	L	L1	S	Gewicht weight kg/100	Sach-Nr. comp.no.	Artikel-Nr. part.no.
LL	4	M8x1	3,0	20	12	9	0,50	272/21	XG4LLc3d
PN 100	5	M10x1	3,5	20	9	11	0,75	273/21	XG5LLc3d
	6	M10x1	4,5	20	9	11	0,70	274/21	XG6LLc3d
	8	M12x1	6,0	23	12	12	1,00	275/21	XG8LLc3d
	L	6	M12x1,5	4,0	24	10	12	1,20	276/21
PN 500	8	M14x1,5	6,0	25	11	14	1,60	278/21	XG8Lc3d
	10	M16x1,5	8,0	27	13	17	2,30	279/21	XG10Lc3d
	PN 400	12	M18x1,5	10,0	28	14	19	2,80	280/21
PN 400	15	M22x1,5	12,0	30	16	24	5,10	282/21	XG15Lc3d
	18	M26x1,5	15,0	31	16	27	6,90	284/21	XG18Lc3d
	PN 250	22	M30x2	19,0	34	20	32	9,00	285/21
PN 250	28	M36x2	24,0	36	21	41	13,70	286/21	XG28Lc3d
	35	M45x2	30,0	41	20	46	21,40	287/21	XG35Lc3d
	42	M52x2	36,0	43	21	55	29,60	288/21	XG42Lc3d
S	6	M14x1,5	4,0	30	16	14	2,60	289/21	XG6Sc3d
PN 800	8	M16x1,5	5,0	32	18	17	3,70	290/21	XG8Sc3d
	10	M18x1,5	7,0	32	17	19	4,40	291/21	XG10Sc3d
	PN 630	12	M20x1,5	8,0	34	19	22	6,00	292/21
PN 630	16	M24x1,5	12,0	38	21	27	9,00	294/21	XG16Sc3d
	PN 420	20	M30x2	16,0	44	23	32	14,30	295/21
PN 420	25	M36x2	20,0	50	26	41	25,10	297/21	XG25Sc3d
	30	M42x2	25,0	54	27	46	33,00	298/21	XG30Sc3d
	38	M52x2	32,0	61	29	55	54,50	299/21	XG38Sc3d

G - Gerade Verschraubung

24°-Anschluss

G - Straight union connector

24° cone end



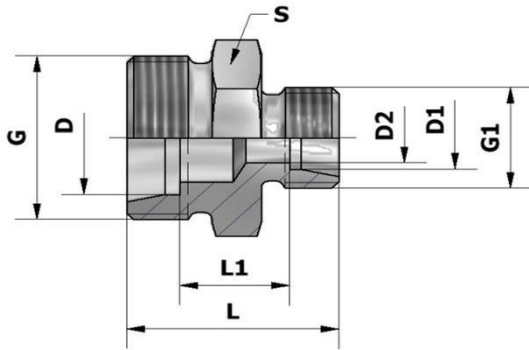
Reihe series	D	L1	L2	S	S1	Gewicht weight kg/100	Sach-Nr. comp.no.	Artikel-Nr. part.no.	
LL	4	12	31	9	10	1,40	1276/21	G4LLc3d	
PN 100	5	9	32	11	12	1,89	1277/21	G5LLc3d	
	6	9	32	11	12	1,88	1278/21	G6LLc3d	
	8	12	38	12	14	2,60	1279/21	G8LLc3d	
L	6	10	39	12	14	3,30	41280/21	G6LHc3d	
	PN 500	8	11	40	14	17	4,80	41281/21	G8LHc3d
		10	13	42	17	19	6,80	41283/21	G10LHc3d
PN 400	12	14	43	19	22	8,40	41284/21	G12LHc3d	
	15	16	46	24	27	13,90	41285/21	G15LHc3d	
	18	16	48	27	32	19,80	41287/21	G18LHc3d	
PN 250	22	20	52	32	36	26,20	41288/21	G22LHc3d	
	28	21	54	41	41	32,20	1289/21	G28LHc3d	
	35	20	63	46	50	50,80	1290/21	G35LHc3d	
	42	21	66	55	60	75,80	1291/21	G42LHc3d	
S	6	16	45	14	17	5,90	1292/21	G6SHc3d	
	PN 800	8	18	47	17	19	7,50	1293/21	G8SHc3d
		10	17	49	19	22	10,90	1294/21	G10SHc3d
PN 630	12	19	51	22	24	13,60	1295/21	G12SHc3d	
	16	21	57	27	30	21,80	1297/21	G16SHc3d	
PN 420	20	23	66	32	36	35,00	1298/21	G20SHc3d	
	25	26	74	41	46	66,20	1299/21	G25SHc3d	
	30	27	80	46	50	78,90	1300/21	G30SHc3d	
	38	29	90	55	60	120,30	1301/21	G38SHc3d	

XGR - Gerader Reduzierstutzen

24°-Anschluss

XGR - Straight reducing connector

24° cone end



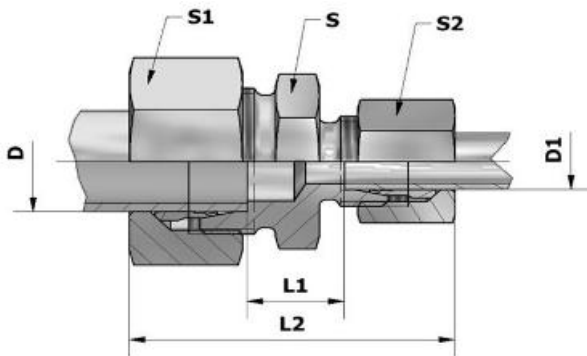
Reihe series	D	D1	G	G1	D2	L	L1	S	Gewicht weight kg/100	Sach-Nr. comp.no.	Artikel-Nr. part.no.
LL	6	4	M10x1	M8x1	3,0	20	10,5	11	0,70	9983/21	XGR6/4LLc3d
PN 100	8	4	M12x1	M8x1	3,0	22	12,5	12	0,90	8321/21	XGR8/4LLc3d
	8	6	M12x1	M10x1	4,5	22	11,0	12	1,10	9943/21	XGR8/6LLc3d
L	8	6	M14x1,5	M12x1,5	4,0	25	11,0	14	1,60	301/21	XGR8/6Lc3d
	10	6	M16x1,5	M12x1,5	4,0	26	12,0	17	2,10	302/21	XGR10/6Lc3d
PN 500	10	8	M16x1,5	M14x1,5	6,0	26	12,0	17	2,10	303/21	XGR10/8Lc3d
	12	6	M18x1,5	M12x1,5	4,0	27	13,0	19	2,60	305/21	XGR12/6Lc3d
PN 400	12	8	M18x1,5	M14x1,5	6,0	27	13,0	19	2,60	306/21	XGR12/8Lc3d
	12	10	M18x1,5	M16x1,5	8,0	28	14,0	19	2,90	307/21	XGR12/10Lc3d
PN 500	15	10	M22x1,5	M16x1,5	8,0	29	15,0	24	4,60	309/21	XGR15/10Lc3d
	15	12	M22x1,5	M18x1,5	10,0	29	15,0	24	4,50	310/21	XGR15/12Lc3d
PN 400	18	10	M26x1,5	M16x1,5	8,0	30	15,5	27	6,50	312/21	XGR18/10Lc3d
	18	12	M26x1,5	M18x1,5	10,0	30	15,5	27	6,40	313/21	XGR18/12Lc3d
PN 250	18	15	M26x1,5	M22x1,5	12,0	31	16,5	27	6,50	314/21	XGR18/15Lc3d
	22	12	M30x2	M18x1,5	10,0	32	17,5	32	8,00	317/21	XGR22/12Lc3d
PN 250	22	15	M30x2	M22x1,5	12,0	33	18,5	32	8,90	318/21	XGR22/15Lc3d
	22	18	M30x2	M26x1,5	15,0	33	18,0	32	8,90	319/21	XGR22/18Lc3d
PN 250	28	18	M36x2	M26x1,5	15,0	36	21,0	41	15,20	9135/21	XGR28/18Lc3d
	28	22	M36x2	M30x2	19,0	36	21,0	41	13,90	9715/21	XGR28/22Lc3d
PN 250	35	22	M45x2	M30x2	19,0	39	21,0	46	20,20	13238/21	XGR35/22Lc3d
	35	28	M45x2	M36x2	24,0	39	21,0	46	20,60	9733/21	XGR35/28Lc3d
PN 250	42	28	M52x2	M36x2	24,0	40	21,5	55	26,10	14233/21	XGR42/28Lc3d
	42	35	M52x2	M45x2	30,0	43	21,5	55	33,00	14232/21	XGR42/35Lc3d
S	8	6	M16x1,5	M14x1,5	4,0	32	18,0	17	3,50	13239/21	XGR8/6Sc3d
PN 800	10	6	M18x1,5	M14x1,5	4,0	32	17,5	19	4,10	9731/21	XGR10/6Sc3d
PN 630	12	6	M20x1,5	M14x1,5	4,0	34	19,5	22	5,60	18184/21	XGR12/6Sc3d
	12	8	M20x1,5	M16x1,5	5,0	34	19,5	22	5,70	13240/21	XGR12/8Sc3d
PN 630	12	10	M20x1,5	M18x1,5	7,0	34	19,0	22	5,90	13241/21	XGR12/10Sc3d
	16	10	M24x1,5	M18x1,5	7,0	36	20,0	27	8,00	9734/21	XGR16/10Sc3d
PN 630	16	12	M24x1,5	M20x1,5	8,0	36	20,0	27	8,70	13242/21	XGR16/12Sc3d
	20	10	M30x2	M18x1,5	7,0	40	22,0	32	12,90	18318/21	XGR20/10Sc3d
PN 420	20	12	M30x2	M20x1,5	8,0	40	22,0	32	13,10	18183/21	XGR20/12Sc3d
	20	16	M30x2	M24x1,5	12,0	42	23,0	32	13,40	13243/21	XGR20/16Sc3d
PN 420	25	16	M36x2	M24x1,5	12,0	46	25,5	41	23,60	13244/21	XGR25/16Sc3d
	25	20	M36x2	M30x2	16,0	48	25,5	41	23,50	9735/21	XGR25/20Sc3d
PN 420	30	20	M42x2	M30x2	16,0	50	26,0	46	29,90	14239/21	XGR30/20Sc3d
	30	25	M42x2	M36x2	20,0	52	26,5	46	31,70	14240/21	XGR30/25Sc3d
PN 420	38	30	M52x2	M42x2	25,0	59	29,5	55	52,20	14235/21	XGR38/30Sc3d

GR - Gerade Reduzierschraubung

24°-Anschluss

GR - Straight reducing connector

24° cone end



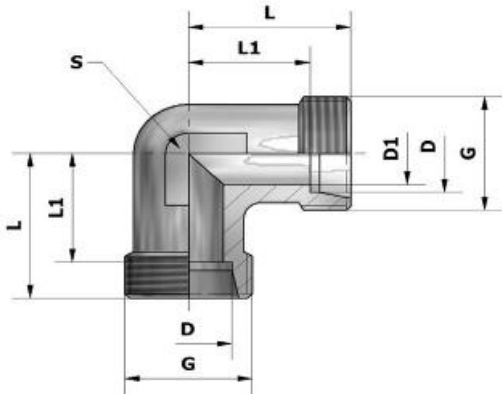
Reihe series	D	D1	L1	L2	S	S1	S2	Gewicht weight kg/100	Sach-Nr. comp.no.	Artikel-Nr. part.no.
LL	6	4	10,5	32	11	12	10	1,74	1302/21	GR6/4LLc3d
PN 100	8	4	12,5	34	12	14	10	2,15	8322/21	GR8/4LLc3d
	8	6	11,0	34	12	14	12	2,49	9944/21	GR8/6LLc3d
L	8	6	11,0	40	14	17	14	4,25	41303/21	GR8/6LHc3d
	10	6	12,0	41	17	19	14	5,40	41304/21	GR10/6LHc3d
	10	8	12,0	41	17	19	17	5,95	41305/21	GR10/8LHc3d
PN 400	12	6	13,0	42	19	22	14	6,45	41307/21	GR12/6LHc3d
	12	8	13,0	42	19	22	17	7,00	41308/21	GR12/8LHc3d
	12	10	14,0	43	19	22	19	7,95	41309/21	GR12/10LHc3d
	15	10	15,0	45	24	27	19	11,25	41311/21	GR15/10LHc3d
	15	12	15,0	45	24	27	22	11,70	41312/21	GR15/12LHc3d
	18	10	15,5	46	27	32	19	15,20	41314/21	GR18/10LHc3d
	18	12	15,5	46	27	32	22	15,65	41315/21	GR18/12LHc3d
	18	15	16,5	48	27	32	27	17,35	41316/21	GR18/15LHc3d
PN 250	22	12	17,5	48	32	36	22	19,40	41319/21	GR22/12LHc3d
	22	15	18,5	50	32	36	27	21,90	41320/21	GR22/15LHc3d
	22	18	18,0	50	32	36	32	23,95	41321/21	GR22/18LHc3d
	28	18	21,0	52	41	41	32	30,90	9136/21	GR28/18LHc3d
	28	22	21,0	54	41	41	36	33,05	9796/21	GR28/22LHc3d
	35	22	21,0	59	46	50	36	43,50	51417/21	GR35/22LHc3d
	35	28	21,0	59	46	50	41	44,55	51418/21	GR35/28LHc3d
	42	28	21,5	62	55	60	41	58,45	18441/21	GR42/28LHc3d
	42	35	21,5	66	55	60	70,80	19073/21	GR42/35LHc3d	
S	8	6	18,0	47	17	19	17	7,05	51420/21	GR8/6SHc3d
PN 800	10	6	17,5	48	19	22	17	9,00	51421/21	GR10/6SHc3d
PN 630	12	6	19,5	50	22	24	17	11,05	19074/21	GR12/6SHc3d
	12	8	19,5	50	22	24	19	11,40	51422/21	GR12/8SHc3d
	12	10	19,0	51	22	24	22	12,95	51423/21	GR12/10SHc3d
	16	10	20,0	54	27	30	22	17,65	51424/21	GR16/10SHc3d
	16	12	20,0	54	27	30	24	18,90	51425/21	GR16/12SHc3d
PN 420	20	10	22,0	60	32	36	20	26,50	19075/21	GR20/10SHc3d
	20	12	22,0	60	32	36	24	27,25	19076/21	GR20/12SHc3d
	20	16	23,0	63	32	36	30	30,15	51426/21	GR20/16SHc3d
	25	16	25,5	68	41	46	30	50,55	51427/21	GR25/16SHc3d
	25	20	25,5	71	41	46	36	54,4	51428/21	GR25/20SHc3d
	30	20	26,0	74	46	50	36	63,2	19077/21	GR30/20SHc3d
	30	25	26,5	77	46	50	46	75,2	19078/21	GR30/25SHc3d
	38	30	29,5	87	55	60	50	108,05	17848/21	GR38/30SHc3d

XW - Winkelstutzen

24°-Anschluss

XW - Elbow union connector

24° cone end



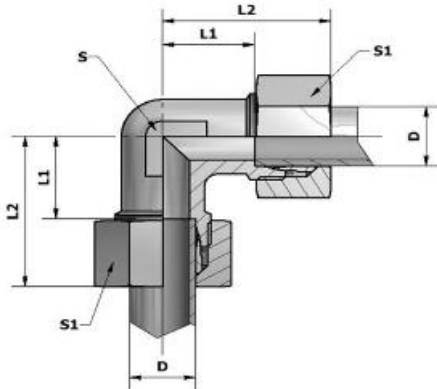
Reihe series	D	G	D1	L	L1	S	Gewicht weight kg/100	Sach-Nr. comp.no.	Artikel-Nr. part.no.
LL	4	M8x1	3,0	15	11,0	9	1,00	320/21	XW4LLc3d
PN 100	5	M10x1	3,5	15	9,5	9	0,96	321/21	XW5LLc3d
	6	M10x1	4,5	15	9,5	9	1,02	322/21	XW6LLc3d
	8	M12x1	6,0	17	11,5	12	1,30	323/21	XW8LLc3d
L	6	M12x1,5	4,0	19	12,0	12	2,05	324/21	XW6Lc3d
PN 500	8	M14x1,5	6,0	21	14,0	12	2,50	325/21	XW8Lc3d
	10	M16x1,5	8,0	22	15,0	14	3,10	326/21	XW10Lc3d
	12	M18x1,5	10,0	22	15,0	17	4,10	327/21	XW12Lc3d
PN 400	15	M22x1,5	12,0	28	21,0	19	7,10	328/21	XW15Lc3d
	18	M26x1,5	15,0	31	23,5	24	11,00	329/21	XW18Lc3d
	22	M30x2	19,0	35	27,5	27	14,60	330/21	XW22Lc3d
PN 250	28	M36x2	24,0	38	30,5	36	23,50	331/21	XW28Lc3d
	35	M45x2	30,0	45	34,5	41	46,80	332/21	XW35Lc3d
	42	M52x2	36,0	51	40,0	50	61,80	333/21	XW42Lc3d
S	6	M14x1,5	4,0	23	16,0	12	3,70	334/21	XW6Sc3d
PN 800	8	M16x1,5	5,0	24	17,0	14	4,20	335/21	XW8Sc3d
	10	M18x1,5	7,0	25	17,5	17	5,60	336/21	XW10Sc3d
	12	M20x1,5	8,0	29	21,5	17	7,05	337/21	XW12Sc3d
PN 630	16	M24x1,5	12,0	33	24,5	24	13,10	339/21	XW16Sc3d
	20	M30x2	16,0	37	26,5	27	20,10	340/21	XW20Sc3d
PN 420	25	M36x2	20,0	42	30,0	36	36,60	341/21	XW25Sc3d
	30	M42x2	25,0	49	35,5	41	51,60	342/21	XW30Sc3d
	38	M52x2	32,0	57	41,0	50	66,10	343/21	XW38Sc3d

W- Winkelverschraubung

24°-Anschluss

W - Elbow union connector

24° cone end



Reihe series	D	L1	L2	S	S1	Gewicht weight kg/100	Sach-Nr. comp.no.	Artikel-Nr. part.no.
LL	4	11,0	21	9	10	1,90	1322/21	W4LLc3d
PN 100	5	9,5	21	9	12	2,10	1323/21	W5LLc3d
	6	9,5	21	9	12	2,20	1324/21	W6LLc3d
	8	11,5	23	12	14	2,90	1325/21	W8LLc3d
L	6	12,0	27	12	14	4,15	41326/21	W6LHc3d
	8	14,0	29	12	17	5,70	41327/21	W8LHc3d
	10	15,0	30	14	19	7,60	41329/21	W10LHc3d
PN 400	12	15,0	32	17	22	9,70	41330/21	W12LHc3d
	15	21,0	36	19	27	15,90	41331/21	W15LHc3d
	18	23,5	40	24	32	23,90	41332/21	W18LHc3d
PN 250	22	27,5	44	27	36	31,80	41333/21	W22LHc3d
	28	30,5	47	36	41	42,00	1334/21	W28LHc3d
	35	34,5	56	41	50	76,20	1335/21	W35LHc3d
	42	40,0	63	50	60	108,00	1336/21	W42LHc3d
S	6	16,0	31	12	17	7,00	1337/21	W6SHc3d
	8	17,0	32	14	19	8,00	1338/21	W8SHc3d
	10	17,5	34	17	22	12,10	1339/21	W10SHc3d
PN 630	12	21,5	38	17	24	14,65	1340/21	W12SHc3d
	16	24,5	43	24	30	25,90	1342/21	W16SHc3d
PN 420	20	26,5	48	27	36	40,80	1343/21	W20SHc3d
	25	30,0	54	36	46	77,70	1344/21	W25SHc3d
	30	35,5	62	41	50	97,50	1345/21	W30SHc3d
	38	41,0	72	50	60	131,90	1346/21	W38SHc3d

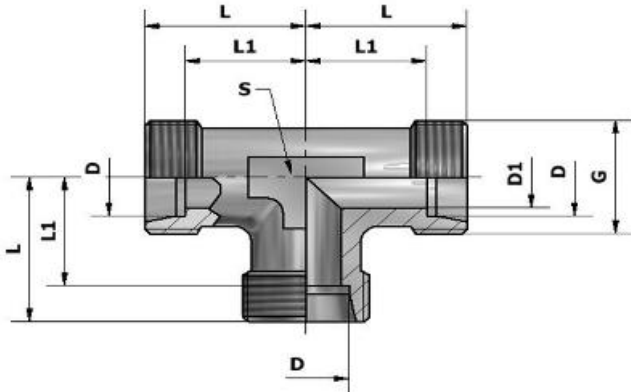
XT - Stutzen

24°-Anschluss



XT - Tee union connector

24° cone end



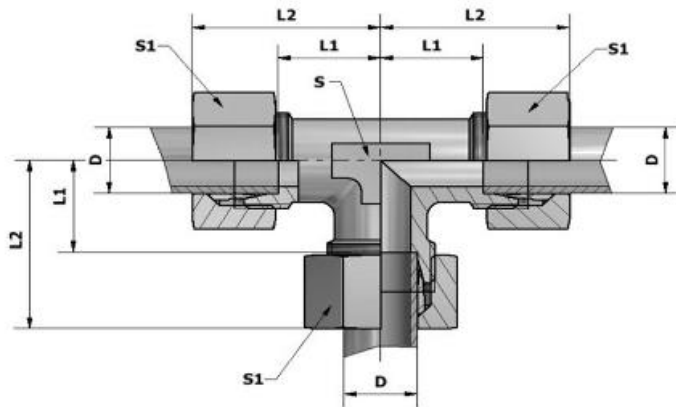
Reihe series	D	G	D1	L	L1	S	Gewicht weight kg/100	Sach-Nr. comp.no.	Artikel-Nr. part.no.
LL	4	M8x1	3,0	15	11,0	9	1,45	344/21	XT4LLc3d
PN 100	5	M10x1	3,5	15	9,5	9	1,50	345/21	XT5LLc3d
	6	M10x1	4,5	15	9,5	9	1,65	346/21	XT6LLc3d
	8	M12x1	6,0	17	11,5	12	2,00	347/21	XT8LLc3d
	L	6	M12x1,5	4,0	19	12,0	12	2,95	349/21
PN 500	8	M14x1,5	6,0	21	14,0	12	4,10	351/21	XT8Lc3d
	10	M16x1,5	8,0	22	15,0	14	4,50	353/21	XT10Lc3d
	PN 400	12	M18x1,5	10,0	22	15,0	17	6,00	354/21
PN 400	15	M22x1,5	12,0	28	21,0	19	11,10	355/21	XT15Lc3d
	18	M26x1,5	15,0	31	23,5	24	16,00	356/21	XT18Lc3d
	PN 250	22	M30x2	19,0	35	27,5	27	21,50	357/21
PN 250	28	M36x2	24,0	38	30,5	36	45,95	358/21	XT28Lc3d
	35	M45x2	30,0	45	34,5	41	55,00	359/21	XT35Lc3d
	42	M52x2	36,0	51	40,0	50	79,10	360/21	XT42Lc3d
S	6	M14x1,5	4,0	23	16,0	12	5,60	361/21	XT6Sc3d
PN 800	8	M16x1,5	5,0	24	17,0	14	7,60	362/21	XT8Sc3d
	10	M18x1,5	7,0	25	17,5	17	8,35	363/21	XT10Sc3d
	PN 630	12	M20x1,5	8,0	29	21,5	17	12,00	364/21
PN 630	16	M24x1,5	12,0	33	24,5	24	19,50	366/21	XT16Sc3d
	PN 420	20	M30x2	16,0	37	26,5	27	27,95	367/21
PN 420	25	M36x2	20,0	42	30,0	36	47,95	368/21	XT25Sc3d
	30	M42x2	25,0	49	35,5	41	72,50	369/21	XT30Sc3d
	38	M52x2	32,0	57	41,0	50	103,00	370/21	XT38Sc3d

T - Verschraubung

24°-Anschluss

T - Tee union connector

24° cone end



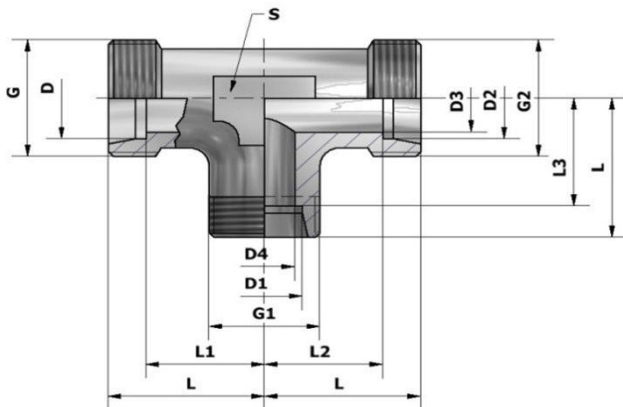
Reihe series	D	L1	L2	S	S1	Gewicht weight kg/100	Sach-Nr. comp.no.	Artikel-Nr. part.no.
LL	4	11,0	21	9	10	2,80	1347/21	T4LLc3d
PN 100	5	9,5	21	9	12	3,21	1348/21	T5LLc3d
	6	9,5	21	9	12	3,42	1349/21	T6LLc3d
	8	11,5	23	12	14	4,40	1350/21	T8LLc3d
	L	6	12,0	27	12	14	6,10	41352/21
PN 500	8	14,0	29	12	17	8,90	41354/21	T8LHc3d
	10	15,0	30	14	19	11,25	41356/21	T10LHc3d
	PN 400	12	15,0	32	17	22	14,40	41357/21
PN 400	15	21,0	36	19	27	24,30	41358/21	T15LHc3d
	18	23,5	40	24	32	35,35	41359/21	T18LHc3d
	PN 250	22	27,5	44	27	36	47,30	41360/21
PN 250	28	30,5	47	36	41	73,95	1361/21	T28LHc3d
	35	34,5	56	41	50	99,10	1362/21	T35LHc3d
	42	40,0	63	50	60	148,40	1363/21	T42LHc3d
S	6	16,0	31	12	17	10,55	1364/21	T6SHc3d
PN 800	8	17,0	32	14	19	13,30	1365/21	T8SHc3d
	10	17,5	34	17	22	18,10	1366/21	T10SHc3d
	PN 630	12	21,5	38	17	24	23,40	1367/21
PN 630	16	24,5	43	24	30	38,70	1369/21	T16SHc3d
	PN 420	20	26,5	48	27	36	59,00	1370/21
PN 420	25	30,0	54	36	46	109,60	1371/21	T25SHc3d
	30	35,5	62	41	50	141,35	1372/21	T30SHc3d
	38	41,0	72	50	60	201,70	1373/21	T38SHc3d

XTR - T-Reduzierstutzen

24°-Anschluss

XTR - Tee reducing connector

24° cone end



Reihe series	D	D1	D2	G	G1	G2	D3	D4	L	L1	L2	L3	S	Gewicht weight kg/100	Sach-Nr. comp.no.	Artikel-Nr. part.no.
L PN 500	6	8	6	M12x1,5	M14x1,5	M12x1,5	4	6	21	14,0	14,0	14,0	12	3,40	2322/21	XTR6/8/6Lc3d
	8	6	8	M14x1,5	M12x1,5	M14x1,4	6	4	21	14,0	14,0	14,0	12	3,30	2323/21	XTR8/6/8Lc3d
	6	10	6	M12x1,5	M16x1,5	M12x1,5	4	8	22	15,0	15,0	15,0	14	4,10	17442/21	XTR6/10/6Lc3d
	10	6	10	M16x1,5	M12x1,5	M16x1,5	8	4	22	15,0	15,0	15,0	14	3,90	2324/21	XTR10/6/10Lc3d
	10	8	10	M16x1,5	M14x1,5	M16x1,5	8	6	22	15,0	15,0	15,0	14	3,80	2328/21	XTR10/8/10Lc3d
PN 400	12	6	12	M18x1,5	M12x1,5	M18x1,5	10	4	24	17,0	17,0	17,0	17	5,90	2325/21	XTR12/6/12Lc3d
	12	8	12	M18x1,5	M14x1,5	M18x1,5	10	6	24	17,0	17,0	17,0	17	5,90	2329/21	XTR12/8/12Lc3d
	12	10	12	M18x1,5	M16x1,5	M18x1,5	10	8	24	17,0	17,0	17,0	17	5,80	2330/21	XTR12/10/12Lc3d
	15	6	15	M22x1,5	M12x1,5	M22x1,5	12	4	28	21,0	21,0	21,0	19	10,30	2326/21	XTR15/6/15Lc3d
	15	10	15	M22x1,5	M16x1,5	M22x1,5	12	8	28	21,0	21,0	21,0	19	10,10	2333/21	XTR15/10/15Lc3d
	15	12	15	M22x1,5	M18x1,5	M22x1,5	12	10	28	21,0	21,0	21,0	19	10,30	2334/21	XTR15/12/15Lc3d
	15	12	12	M22x1,5	M18x1,5	M18x1,5	10	10	28	21,0	21,0	21,0	19	9,80	8026/21	XTR15/12/12Lc3d
	15	15	12	M22x1,5	M22x1,5	M18x1,5	10	12	28	21,0	21,0	21,0	19	10,00	9738/21	XTR15/15/12Lc3d
	18	10	10	M26x1,5	M16x1,5	M16x1,5	8	8	31	23,5	24,0	24,0	24	15,60	8938/21	XTR18/10/10Lc3d
	18	10	18	M26x1,5	M16x1,5	M26x1,5	15	8	31	23,5	23,5	24,0	24	15,10	8890/21	XTR18/10/18Lc3d
	18	12	18	M26x1,5	M18x1,5	M26x1,5	15	10	31	23,5	23,5	24,0	24	15,10	8885/21	XTR18/12/18Lc3d
18	15	18	M26x1,5	M22x1,5	M26x1,5	15	12	31	23,5	23,5	24,0	24	15,40	874/21	XTR18/15/18Lc3d	
18	18	10	M26x1,5	M26x1,5	M16x1,5	8	15	31	23,5	24,0	23,5	24	15,10	8499/21	XTR18/18/10Lc3d	
PN 250	22	10	22	M30x2	M16x1,5	M22x2	19	8	35	27,5	27,5	28,0	27	20,60	8888/21	XTR22/10/22Lc3d
	22	12	22	M30x2	M18x1,5	M30x2	19	10	35	27,5	27,5	28,0	27	20,40	2610/21	XTR22/12/22Lc3d
	22	15	22	M30x2	M22x1,5	M30x2	19	12	35	27,5	27,5	28,0	27	20,70	8723/21	XTR22/15/22Lc3d
	22	22	18	M30x2	M26x1,5	M30x2	18	15	35	27,5	27,5	27,5	27	19,90	9306/21	XTR22/22/18Lc3d
	28	15	28	M36x2	M22x1,5	M36x2	24	12	38	30,5	30,5	31,0	36	34,30	18267/21	XTR28/15/28Lc3d
	28	18	28	M36x2	M26x1,5	M36x2	24	15	38	30,5	30,5	30,5	36	34,10	15002/21	XTR28/18/28Lc3d
	28	22	28	M36x2	M30x2	M36x2	24	19	38	30,5	30,5	30,5	36	33,70	9771/21	XTR28/22/28Lc3d
S PN630	12	6	12	M20x1,5	M14x1,5	M20x1,5	8	4	29	21,5	21,5	22,0	17	10,90	18271/21	XTR12/6/12Sc3d
	12	10	12	M20x1,5	M18x1,5	M20x1,5	8	7	29	21,5	21,5	21,5	17	11,10	51055/21	XTR12/10/12Sc3d
	12	16	12	M20x1,5	M24x1,5	M20x1,5	8	12	33	25,5	25,5	24,5	24	18,10	2336/21	XTR12/16/12Sc3d
	16	10	16	M24x1,5	M18x1,5	M24x1,5	12	7	33	24,5	24,5	25,5	24	18,10	18226/21	XTR16/10/16Sc3d
	16	12	16	M24x1,5	M20x1,5	M24x1,5	12	8	33	24,5	24,5	25,5	24	18,30	51056/21	XTR16/12/16Sc3d
PN 420	20	10	20	M30x2	M18x1,5	M30x2	16	7	37	26,5	26,5	29,5	27	26,30	17744/21	XTR20/10/20Sc3d
	20	12	20	M30x2	M20x1,5	M30x2	16	8	37	26,5	26,5	29,5	27	26,40	9816/21	XTR20/12/20Sc3d
	20	16	20	M30x2	M24x1,5	M30x2	16	12	37	26,5	26,5	28,5	27	29,70	13933/21	XTR20/16/20Sc3d
	25	16	25	M36x2	M24x1,5	M36x2	20	12	42	30,0	30,0	33,5	36	46,90	13656/21	XTR25/16/25Sc3d
	25	20	25	M36x2	M30x2	M36x2	20	16	42	30,0	30,0	31,5	36	45,20	18228/21	XTR25/20/25Sc3d

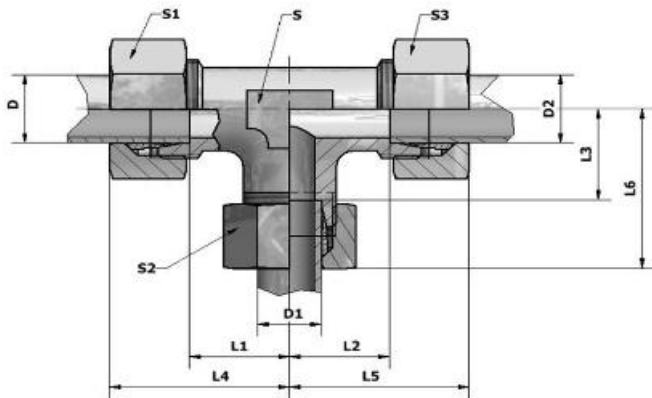
TR - T-Reduzierstutzen

24°-Anschluss



TR - Tee reducing connector

24° cone end



Reihe series	D	D1	D2	L1	L2	L3	L4	L5	L6	S	S1	S2	S3	Gewicht weight kg/100	Sach-Nr. comp.no.	Artikel-Nr. part.no.
L PN 500	6	8	6	14,0	14,0	14,0	29	29	29	12,0	14,0	17,0	14	7,10	42944/21	TR6/8/6LHc3d
	8	6	8	14,0	14,0	14,0	29	29	29	12,0	17,0	14,0	17	7,55	42945/21	TR8/6/8LHc3d
	6	10	6	15,0	15,0	15,0	30	30	30	14,0	14,0	19,0	14	8,45	17443/21	TR6/10/6LHc3d
	10	6	10	15,0	15,0	15,0	30	30	30	14,0	19,0	14,0	19	9,45	42946/21	TR10/6/10LHc3d
	10	8	10	15,0	15,0	15,0	30	30	30	14,0	19,0	17,0	19	9,90	42951/21	TR10/8/10LHc3d
PN 400	12	6	12	17,0	17,0	17,0	32	32	32	17,0	22,0	14,0	22	12,55	42947/21	TR12/6/12LHc3d
	12	8	12	17,0	17,0	17,0	32	32	32	17,0	22,0	17,0	22	13,10	42952/21	TR12/8/12LHc3d
	12	10	12	17,0	17,0	17,0	32	32	32	17,0	22,0	19,0	22	13,65	42954/21	TR12/10/12LHc3d
	15	6	15	21,0	21,0	21,0	36	36	36	19,0	27,0	14,0	27	20,15	42948/21	TR15/6/15LHc3d
	15	10	15	21,0	21,0	21,0	36	36	36	19,0	27,0	19,0	27	21,15	42955/21	TR15/10/15LHc3d
	15	12	15	21,0	21,0	21,0	36	36	36	19,0	27,0	22,0	27	21,90	42956/21	TR15/12/15LHc3d
	15	12	12	21,0	21,0	21,0	36	36	36	19,0	27,0	22,0	22	19,80	8027/21	TR15/12/12LHc3d
	15	15	12	21,0	21,0	21,0	36	36	36	19,0	27,0	27,0	22	21,60	51015/21	TR15/15/12LHc3d
	18	10	10	23,5	24,0	24,0	40	39	39	24,0	32,0	19,0	19	26,55	8939/21	TR18/10/10LHc3d
	18	10	18	23,5	23,5	24,0	40	40	39	24,0	32,0	19,0	32	30,25	8891/21	TR18/10/18LHc3d
	18	12	18	23,5	23,5	24,0	40	40	39	24,0	32,0	22,0	32	30,80	8886/21	TR18/12/18LHc3d
18	15	18	23,5	23,5	24,0	40	40	39	24,0	32,0	27,0	32	32,70	2060/21	TR18/15/18LHc3d	
18	18	10	23,5	24,0	23,5	40	39	40	24,0	32,0	32,0	19	30,25	19080/21	TR18/18/10LHc3d	
PN 250	22	10	22	27,5	27,5	28,0	44	44	43	27,0	36,0	19,0	36	40,05	51017/21	TR22/10/22LHc3d
	22	12	22	27,5	27,5	28,0	44	44	43	27,0	36,0	22,0	36	40,40	9770/21	TR22/12/22LHc3d
	22	15	22	27,5	27,5	28,0	44	44	43	27,0	36,0	27,0	36	42,30	8724/21	TR22/15/22LHc3d
	22	22	18	27,5	27,5	27,5	44	44	44	27,0	36,0	36,0	32	43,55	51018/21	TR22/22/18LHc3d
	28	15	28	30,5	30,5	31,0	47	47	46	36,0	41,0	27,0	41	57,70	19081/21	TR28/15/28LHc3d
	28	18	28	30,5	30,5	30,5	47	47	47	36,0	41,0	32,0	41	59,05	15003/21	TR28/18/28LHc3d
	28	22	28	30,5	30,5	30,5	47	47	47	36,0	41,0	36,0	41	60,80	9772/21	TR28/22/28LHc3d
S PN630	12	6	12	21,5	21,5	22,0	38	38	37	17,0	24,0	17,0	24	20,15	19082/21	TR12/6/12SHc3d
	12	10	12	21,5	21,5	21,5	38	38	38	17,0	24,0	22,0	24	21,95	51020/21	TR12/10/12SHc3d
	12	16	12	25,5	25,5	24,5	42	42	43	24,0	24,0	30,0	24	32,10	9224/21	TR12/16/12SHc3d
	16	10	16	24,5	24,5	25,5	43	43	42	24,0	30,0	22,0	30	34,15	18227/21	TR16/10/16SHc3d
	16	12	16	24,5	24,5	25,5	43	43	42	24,0	30,0	24,0	30	34,90	51021/21	TR16/12/16SHc3d
PN 420	20	10	20	26,5	26,5	29,5	48	48	46	27,0	36,0	22,0	36	50,25	17745/21	TR20/10/20SHc3d
	20	12	20	26,5	26,5	29,5	48	48	46	27,0	36,0	24,0	36	50,90	51022/21	TR20/12/20SHc3d
	20	16	20	26,5	26,5	28,5	48	48	47	27,0	36,0	30,0	36	56,80	19083/21	TR20/16/20SHc3d
	25	16	25	30,0	30,0	33,5	54	54	52	36,0	46,0	30,0	46	94,40	19084/21	TR25/16/25SHc3d
	25	20	25	30,0	30,0	31,5	54	54	53	36,0	46,0	36,0	46	96,65	19085/21	TR25/20/25SHc3d

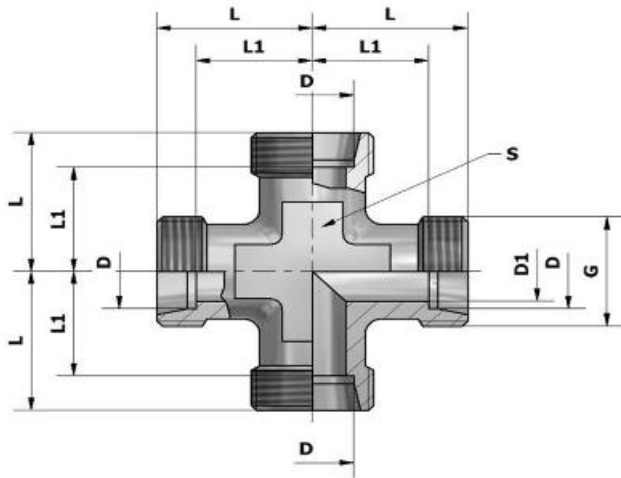
XK - Kreuzstutzen

24°-Anschluss

XK - Cross union connector

24° cone end

arco



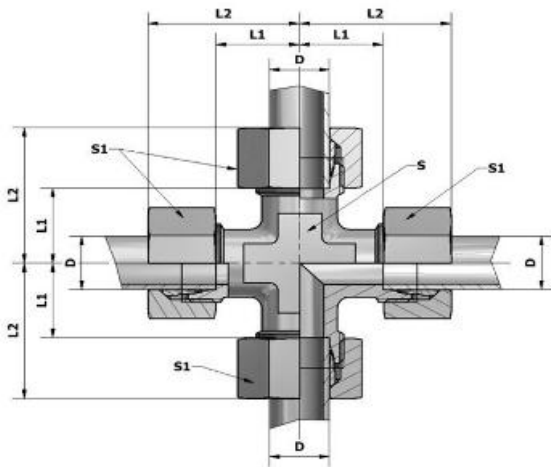
Reihe series	D	G	D1	L	L1	S	Gewicht weight kg/100	Sach-Nr. comp.no.	Artikel-Nr. part.no.
L	6	M12x1,5	4	19	12,0	12	3,50	375/21	XK6Lc3d
PN 315	8	M14x1,5	6	21	14,0	12	4,10	376/21	XK8Lc3d
	10	M16x1,5	8	22	15,0	14	5,20	377/21	XK10Lc3d
	12	M18x1,5	10	22	15,0	17	6,90	378/21	XK12Lc3d
	15	M22x1,5	12	28	21,0	19	13,00	379/21	XK15Lc3d
	18	M26x1,5	15	31	23,5	24	18,80	380/21	XK18Lc3d
PN 160	22	M30x2	19	35	27,5	27	25,10	381/21	XK22Lc3d
	28	M36x2	24	38	30,5	36	39,20	382/21	XK28Lc3d
	35	M45x2	30	45	34,5	41	61,80	383/21	XK35Lc3d
	42	M52x2	36	51	40,0	50	90,50	384/21	XK42Lc3d
S	6	M14x1,5	4	23	16,0	12	5,90	385/21	XK6Sc3d
	8	M16x1,5	5	24	17,0	14	8,20	386/21	XK8Sc3d
	10	M18x1,5	7	25	17,5	17	9,70	387/21	XK10Sc3d
	12	M20x1,5	8	29	21,5	17	14,60	388/21	XK12Sc3d
PN 400	16	M24x1,5	12	33	24,5	24	22,00	390/21	XK16Sc3d
PN 315	20	M30x2	16	37	26,5	27	33,90	391/21	XK20Sc3d
	25	M36x2	20	42	30,0	36	57,60	392/21	XK25Sc3d
	30	M42x2	25	49	35,5	41	84,30	393/21	XK30Sc3d
	38	M52x2	32	57	41,0	50	135,00	394/21	XK38Sc3d

K - Kreuzverschraubung

24°- Anschluss

K - Cross union connector

24° cone end



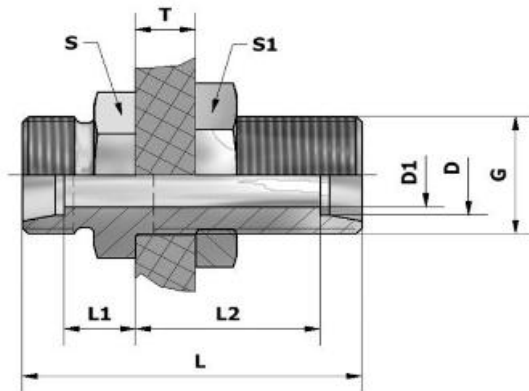
Reihe series	D	L1	L2	S	S1	Gewicht weight kg/100	Sach-Nr. comp.no.	Artikel-Nr. part.no.
L PN 315	6	12,0	27	12	14,0	7,70	41378/21	K6LHc3d
	8	14,0	29	12	17,0	10,50	41379/21	K8LHc3d
	10	15,0	30	14	19,0	14,20	41380/21	K10LHc3d
	12	15,0	32	17	22,0	18,10	41381/21	K12LHc3d
	15	21,0	36	19	27,0	30,60	41382/21	K15LHc3d
	18	23,5	40	24	32,0	44,60	41383/21	K18LHc3d
PN 160	22	27,5	44	27	36,0	59,90	41384/21	K22LHc3d
	28	30,5	47	36	41,0	76,20	1385/21	K28LHc3d
	35	34,5	56	41	50,0	120,60	1386/21	K35LHc3d
	42	40,0	63	50	60,0	182,90	1387/21	K42LHc3d
S PN630	6	16,0	31	12	17,0	12,50	1388/21	K6SHc3d
	8	17,0	32	14	19,0	15,80	1389/21	K8SHc3d
	10	17,5	34	17	22,0	22,70	1390/21	K10SHc3d
	12	21,5	38	17	24,0	29,80	1391/21	K12SHc3d
PN 400	16	24,5	43	24	30,0	47,60	1393/21	K16SHc3d
PN 315	20	26,5	48	27	36,0	75,30	1394/21	K20SHc3d
	25	30,0	54	36	46,0	139,80	1395/21	K25SHc3d
	30	35,5	62	41	50,0	176,10	1396/21	K30SHc3d
	38	41,0	72	50	60,0	266,60	1397/21	K38SHc3d

XGS - Gerader Schottstutzen

24°-Anschluss

XGS - Straight bulkhead connector

24° cone end



T = Maximale Schottdicke 16 mm / maximum bulkhead wall thickness 16 mm

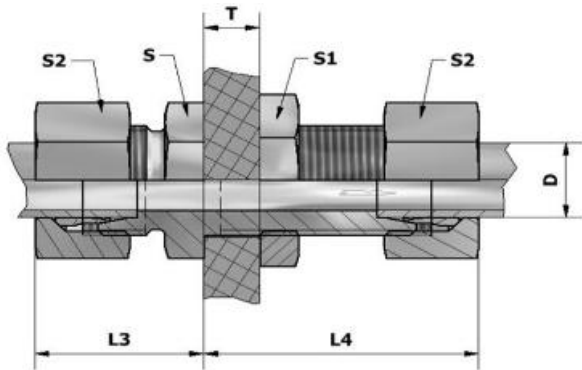
Reihe series	D	G	D1	L	L1	L2	S	S1	Gewicht weight kg/100	Sach-Nr. comp.no.	Artikel-Nr. part.no.
L	6	M12x1,5	4	48	7,0	27,0	17	17	3,80	8355/21	XGS6L+SMc3d
PN 500	8	M14x1,5	6	49	8,0	27,0	19	19	5,00	8176/21	XGS8L+SMc3d
	10	M16x1,5	8	52	10,0	28,0	22	22	6,70	835/21	XGS10L+SMc3d
PN 400	12	M18x1,5	10	53	10,0	29,0	24	24	7,80	3141/21	XGS12L+SMc3d
	15	M22x1,5	12	57	12,0	31,0	27	30	12,80	3107/21	XGS15L+SMc3d
	18	M26x1,5	15	61	13,5	32,5	32	36	19,80	8045/21	XGS18L+SMc3d
PN 250	22	M30x2	19	66	16,5	34,5	36	41	25,40	8430/21	XGS22L+SMc3d
	28	M36x2	24	69	18,5	35,5	41	46	33,50	9254/21	XGS28L+SMc3d
	35	M45x2	30	76	18,5	36,5	50	55	54,60	13229/21	XGS35L+SMc3d
	42	M52x2	36	77	19,0	36,0	60	65	75,80	13230/21	XGS42L+SMc3d
S	6	M14x1,5	4	55	12,0	29,0	19	19	6,50	9255/21	XGS6S+SMc3d
PN 800	8	M16x1,5	5	56	13,0	29,0	22	22	8,70	9256/21	XGS8S+SMc3d
	10	M18x1,5	7	59	14,5	29,5	24	24	11,20	9257/21	XGS10S+SMc3d
PN 630	12	M20x1,5	8	60	14,5	30,5	27	27	14,00	8518/21	XGS12S+SMc3d
	16	M24x1,5	12	65	16,5	31,5	32	32	20,10	8447/21	XGS16S+SMc3d
PN 420	20	M30x2	16	72	17,5	33,5	41	41	46,20	9732/21	XGS20S+SMc3d
	25	M36x2	20	79	20,0	35,0	46	46	49,20	9258/21	XGS25S+SMc3d
	30	M42x2	25	86	21,5	37,5	50	50	63,10	13231/21	XGS30S+SMc3d
	38	M52x2	32	91	22,0	37,0	65	65	108,30	13232/21	XGS38S+SMc3d

GS - Gerade Schottverschraubung

24°-Anschluss

GS - Straight bulkhead connector

24° cone end



T = Maximale Schottdicke 16 mm / maximum bulkhead wall thickness 16 mm

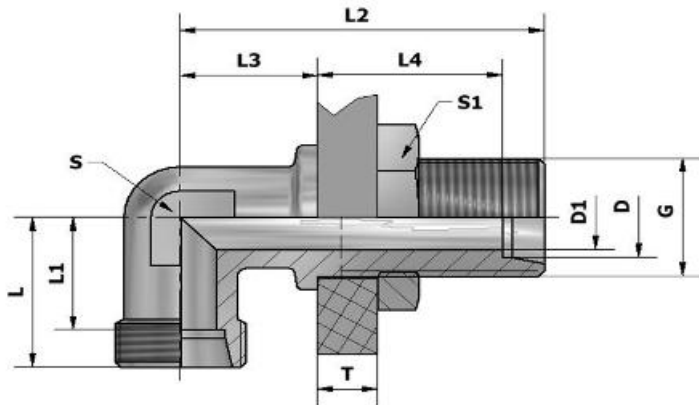
Reihe series	D	L3	L4	S	S1	S2	Gewicht weight kg/100	Sach-Nr. comp.no.	Artikel-Nr. part.no.
L	6	22	42	17	17	14	5,90	41398/21	GS6LHc3d
PN 500	8	23	42	19	19	17	8,20	41399/21	GS8LHc3d
	10	25	43	22	22	19	11,20	41400/21	GS10LHc3d
PN 400	12	25	44	24	24	22	13,40	41401/21	GS12LHc3d
	15	27	46	27	30	27	21,60	41402/21	GS15LHc3d
	18	30	49	32	36	32	32,70	41403/21	GS18LHc3d
PN 250	22	33	51	36	41	36	42,60	41404/21	GS22LHc3d
	28	35	52	41	46	41	52,00	1405/21	GS28LHc3d
	35	40	58	50	55	50	84,00	1406/21	GS35LHc3d
	42	42	59	60	65	60	122,00	1407/21	GS42LHc3d
S	6	27	44	19	19	17	9,80	1408/21	GS6SHc3d
PN 800	8	28	44	22	22	19	12,50	1409/21	GS8SHc3d
	10	31	46	24	24	22	17,70	1410/21	GS10SHc3d
	12	31	47	27	27	24	21,60	1411/21	GS12SHc3d
PN 630	16	35	50	32	32	30	32,90	1413/21	GS16SHc3d
	20	39	55	41	41	36	66,90	1414/21	GS20SHc3d
PN 420	25	44	59	46	46	46	90,30	1415/21	GS25SHc3d
	30	48	64	50	50	50	108,90	1416/21	GS30SHc3d
	38	53	68	65	65	60	174,10	1417/21	GS38SHc3d

XWS - Winkelschottstutzen

24°-Anschluss

XWS - Elbow bulkhead connector

24° cone end



T = Maximale Schottdicke 16 mm / maximum bulkhead wall thickness 16 mm

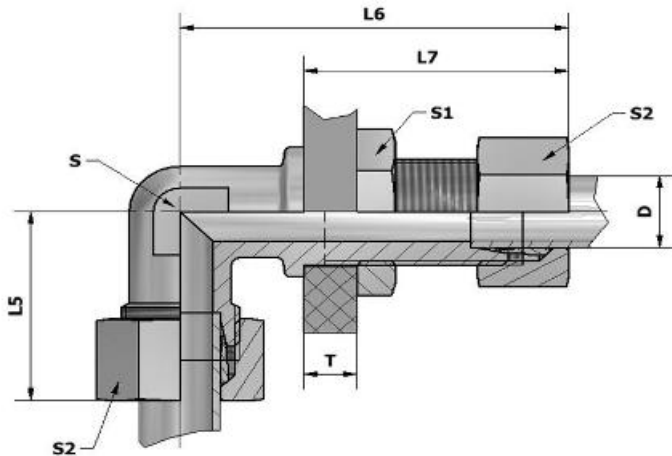
Reihe series	D	G	D1	L	L1	L2	L3	L4	S	S1	Gewicht weight kg/100	Sach-Nr. comp.no.	Artikel-Nr. part.no.
L PN 315	6	M12x1,5	4	19	12,0	48	14	27,0	12	17	5,10	838/21	XWS6L+SMc3d
	8	M14x1,5	6	21	14,0	51	17	27,0	12	19	6,10	4993/21	XWS8L+SMc3d
	10	M16x1,5	8	22	15,0	53	18	28,0	14	22	7,80	837/21	XWS10L+SMc3d
	12	M18x1,5	10	24	17,0	56	20	29,0	17	24	9,60	8034/21	XWS12L+SMc3d
	15	M22x1,5	12	28	21,0	61	23	31,0	19	30	16,90	836/21	XWS15L+SMc3d
PN 160	18	M26x1,5	15	31	23,5	64	24	32,5	24	36	25,20	8032/21	XWS18L+SMc3d
	22	M30x2	19	35	27,5	72	30	34,5	27	41	29,30	9759/21	XWS22L+SMc3d
	28	M36x2	24	38	30,5	77	34	35,5	36	41	47,20	9259/21	XWS28L+SMc3d
	35	M45x2	30	45	34,5	86	39	36,5	41	55	72,90	13225/21	XWS35L+SMc3d
S PN 630	42	M52x2	36	51	40,0	90	43	36,0	50	65	110,10	13226/21	XWS42L+SMc3d
	6	M14x1,5	4	23	16,0	53	17	29,0	12	19	7,20	9260/21	XWS6S+SMc3d
	8	M16x1,5	5	24	17,0	54	18	29,0	14	22	9,80	9261/21	XWS8S+SMc3d
	10	M18x1,5	7	25	17,5	57	20	29,5	17	24	12,60	9758/21	XWS10S+SMc3d
PN 400	12	M20x1,5	8	29	21,5	59	21	30,5	17	27	16,80	4837/21	XWS12S+SMc3d
	16	M24x1,5	12	33	24,5	64	24	31,5	24	32	24,90	8517/21	XWS16S+SMc3d
	20	M30x2	16	37	26,5	74	30	33,5	27	41	39,10	9262/21	XWS20S+SMc3d
	25	M36x2	20	42	30,0	81	34	35,0	36	46	60,40	9263/21	XWS25S+SMc3d
	30	M42x2	25	49	35,5	90	39	37,5	41	50	88,90	13227/21	XWS30S+SMc3d
	38	M52x2	32	57	41,0	96	43	37,0	50	65	135,80	13228/21	XWS38S+SMc3d

WS - Winkelschottverschraubung

24°-Anschluss

WS - Elbow bulkhead connector

24° cone end



T = Maximale Schottdicke 16 mm / maximum bulkhead wall thickness 16 mm

Reihe	D	L5	L6	L7	S	S1	S2	Gewicht weight kg/100	Sach-Nr. comp.no.	Artikel-Nr. part.no.
L	6	27	56	42	12	17	14	7,20	41418/21	WS6LHc3d
PN 315	8	29	59	42	12	19	17	9,30	41419/21	WS8LHc3d
	10	30	61	43	14	22	19	12,30	41421/21	WS10LHc3d
	12	32	64	44	17	24	22	15,20	41423/21	WS12LHc3d
	15	36	69	46	19	30	27	25,70	41424/21	WS15LHc3d
	18	40	73	49	24	36	32	38,10	41426/21	WS18LHc3d
PN 160	22	44	81	51	27	41	36	46,50	41427/21	WS22LHc3d
	28	47	86	52	36	41	41	65,70	1428/21	WS28LHc3d
	35	56	97	58	41	55	50	102,30	1429/21	WS35LHc3d
	42	63	102	59	50	65	60	156,30	1430/21	WS42LHc3d
S	6	31	61	44	12	19	17	10,50	1431/21	WS6SHc3d
PN 630	8	32	62	44	14	22	19	13,60	1432/21	WS8SHc3d
	10	34	66	46	17	24	22	19,10	1433/21	WS10SHc3d
	12	38	68	47	17	27	24	24,40	1434/21	WS12SHc3d
	16	43	74	50	24	32	30	37,70	1436/21	WS16SHc3d
PN 400	20	48	85	55	27	41	36	59,80	1437/21	WS20SHc3d
	25	54	93	59	36	46	46	101,50	1438/21	WS25SHc3d
	30	62	103	64	41	50	50	134,80	1439/21	WS30SHc3d
	38	72	111	68	50	65	60	201,60	1440/21	WS38SHc3d

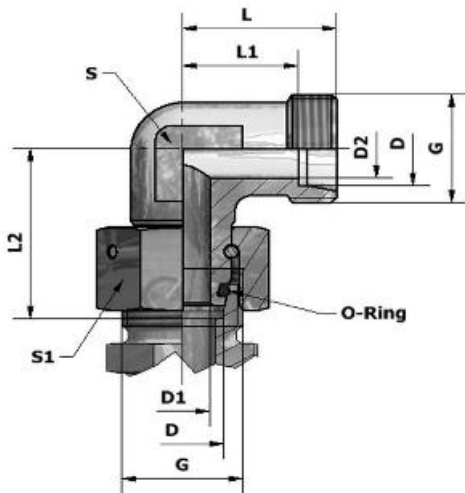
XEWAD - Winkelstutzen mit Dichtkegel

24°-Anschluss / 24°-DKO Dichtkegel

XEWAD - Swivel elbow

24° cone end / 24° cone sealing

arco



Reihe series	D	G	D1	D2	L	L1	L2	S	S1	Gewicht weight kg/100	Sach-Nr. comp.no.	Artikel-Nr. part.no.
L	6	M12x1,5	2,5	4	19	12,0	26,0	12	14	3,00	12100/21	XEWAD6Lc3d
PN 500	8	M14x1,5	4,0	6	21	14,0	27,5	12	17	3,90	12101/21	XEWAD8Lc3d
	10	M16x1,5	6,0	8	22	15,0	29,0	14	19	4,90	12102/21	XEWAD10Lc3d
PN 400	12	M18x1,5	8,0	10	24	17,0	29,5	17	22	7,40	12103/21	XEWAD12Lc3d
	15	M22x1,5	10,0	12	28	21,0	32,5	19	27	12,20	12104/21	XEWAD15Lc3d
	18	M26x1,5	13,0	15	31	23,5	35,5	24	32	15,90	12105/21	XEWAD18Lc3d
PN 250	22	M30x2	17,0	19	35	27,5	38,5	27	36	24,60	12106/21	XEWAD22Lc3d
	28	M36x2	22,0	24	38	30,5	41,5	36	41	39,80	12107/21	XEWAD28Lc3d
	35	M45x2	28,0	30	45	34,5	51,0	41	50	54,70	12108/21	XEWAD35Lc3d
	42	M52x2	34,0	36	51	40,0	56,0	50	60	87,20	12109/21	XEWAD42Lc3d
S	6	M14x1,5	2,5	4	23	16,0	27,0	12	17	4,50	12195/21	XEWAD6Sc3d
PN 800	8	M16x1,5	4,0	5	24	17,0	27,5	14	19	5,80	12196/21	XEWAD8Sc3d
	10	M18x1,5	6,0	7	25	17,5	30,0	17	22	8,00	12197/21	XEWAD10Sc3d
PN 630	12	M20x1,5	8,0	8	29	21,5	31,0	17	24	10,10	12198/21	XEWAD12Sc3d
	16	M24x1,5	11,0	12	33	24,5	36,5	24	30	19,60	12200/21	XEWAD16Sc3d
PN 420	20	M30x2	14,0	16	37	26,5	44,5	27	36	29,80	12201/21	XEWAD20Sc3d
	25	M36x2	18,0	20	42	30,0	50,0	36	46	54,60	12202/21	XEWAD25Sc3d
	30	M42x2	23,0	25	49	35,5	55,0	41	50	73,50	12203/21	XEWAD30Sc3d
	38	M52x2	30,0	32	57	41,0	63,0	50	60	110,80	12204/21	XEWAD38Sc3d

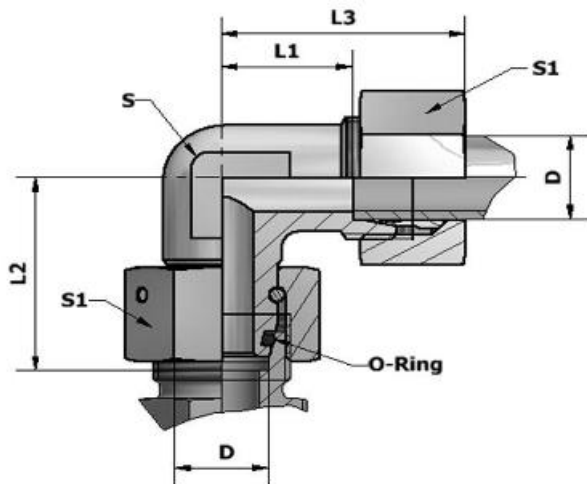
Serienmäßig mit O-Ring aus NBR / Auf Wunsch mit FKM lieferbar
Supplied with fitted NBR-O-ring / FKM on request

EWAD - Winkelverschraubung mit Dichtkegel

24°-Anschluss / 24°-DKO Dichtkegel

EWAD - Swivel elbow

24° cone end / 24° cone sealing



Reihe series	D	L1	L2	L3	S	S1	Gewicht weight kg/100	Sach-Nr. comp. no.	Artikel-Nr. part. no.
L	6	12,0	26,0	27	12	14	4,05	12290/21	EWAD6Lc3d
PN 500	8	14,0	27,5	29	12	17	5,50	12291/21	EWAD8Lc3d
	10	15,0	29,0	30	14	19	7,15	12292/21	EWAD10Lc3d
	12	17,0	29,5	32	17	22	10,20	12293/21	EWAD12Lc3d
PN 400	15	21,0	32,5	36	19	27	16,60	12294/21	EWAD15Lc3d
	18	23,5	35,5	40	24	32	22,35	12295/21	EWAD18Lc3d
	22	27,5	38,5	44	27	36	33,20	12296/21	EWAD22Lc3d
PN 250	28	30,5	41,5	47	36	41	49,05	12297/21	EWAD28Lc3d
	35	34,5	51,0	56	41	50	69,40	12298/21	EWAD35Lc3d
	42	40,0	56,0	63	50	60	110,30	12299/21	EWAD42Lc3d
	S	6	16,0	27,0	31	12	17	6,15	12300/21
PN 800	8	17,0	27,5	32	14	19	7,70	12301/21	EWAD8Sc3d
	10	17,5	30,0	34	17	22	11,25	12302/21	EWAD10Sc3d
	12	21,5	31,0	38	17	24	13,90	12303/21	EWAD12Sc3d
PN 630	16	24,5	36,5	43	24	30	26,00	12305/21	EWAD16Sc3d
	20	26,5	44,5	48	27	36	40,15	12306/21	EWAD20Sc3d
PN 420	25	30,0	50,0	54	36	46	75,15	12307/21	EWAD25Sc3d
	30	35,5	55,0	62	41	50	96,45	12308/21	EWAD30Sc3d
	38	41,0	63,0	72	50	60	143,70	12309/21	EWAD38Sc3d

Serienmäßig mit O-Ring aus NBR / Auf Wunsch mit FKM lieferbar
 Supplied with fitted NBR-O-ring / FKM on request

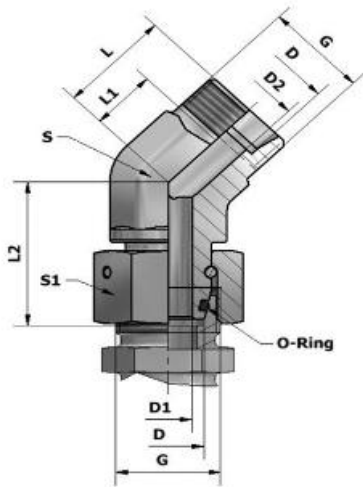
XEWAD-45° - Winkelstutzen mit Dichtkegel

24°-Anschluss / 24°-DKO Dichtkegel

XEWAD-45° - Swivel elbow

24° cone end / 24° cone sealing

arco



Reihe series	D	G	D1	D2	L	L1	L2	S	S1	Gewicht weight kg/100	Sach-Nr. comp.no.	Artikel-Nr. part.no.
L PN 315	6	M12x1,5	2,5	4	16,0	9,0	26,0	14	14	3,70	17134/21	XEWAD6L-45°c3d
	8	M14x1,5	4,0	6	19,0	12,0	27,5	14	17	4,90	17130/21	XEWAD8L-45°c3d
	10	M16x1,5	6,0	8	19,0	12,0	29,0	19	19	7,70	17131/21	XEWAD10L-45°c3d
	12	M18x1,5	8,0	10	21,0	14,0	29,5	19	22	8,60	17132/21	XEWAD12L-45°c3d
	15	M22x1,5	10,0	12	24,0	17,0	32,5	22	27	14,40	17125/21	XEWAD15L-45°c3d
PN 160	18	M26x1,5	13,0	15	24,0	16,5	35,5	27	32	21,00	18906/21	XEWAD18L-45°c3d
	22	M30x2	17,0	19	26,0	18,5	38,5	30	36	27,00	17133/21	XEWAD22L-45°c3d
	28	M36x2	22,0	24	30,5	23,0	41,5	36	41	38,50	54535/21	XEWAD28L-45°c3d
	35	M45x2	28,0	30	37,0	26,5	51,0	50	50	80,50	54536/21	XEWAD35L-45°c3d
S PN 630	42	M52x2	34,0	36	37,0	26,0	56,0	50	60	88,70	54537/21	XEWAD42L-45°c3d
	6	M14x1,5	2,5	4	16,0	9,0	27,0	14	17	5,00	54538/21	XEWAD6S-45°c3d
	8	M16x1,5	4,0	5	19,0	12,0	27,5	19	19	8,00	54539/21	XEWAD8S-45°c3d
	10	M18x1,5	6,0	7	21,0	13,5	30,0	19	22	9,50	54540/21	XEWAD10S-45°c3d
PN 400	12	M20x1,5	8,0	8	24,0	16,5	31,0	22	24	13,70	54541/21	XEWAD12S-45°c3d
	16	M24x1,5	11,0	12	24,0	15,5	36,5	27	30	21,70	54542/21	XEWAD16S-45°c3d
	20	M30x2	14,0	16	26,5	16,0	44,5	30	36	31,30	54543/21	XEWAD20S-45°c3d
	25	M36x2	18,0	20	30,5	18,5	50,0	36	46	52,90	54544/21	XEWAD25S-45°c3d
PN 315	30	M42x2	23,0	25	37,0	23,5	55,0	50	50	94,00	54545/21	XEWAD30S-45°c3d
	38	M52x2	30,0	32	37,0	21,0	63,0	50	60	105,50	14740/21	XEWAD38S-45°c3d

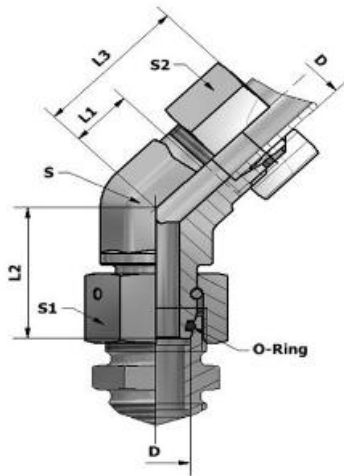
Serienmäßig mit O-Ring aus NBR / Auf Wunsch mit FKM lieferbar
Supplied with fitted NBR-O-ring / FKM on request

EWAD-45° - Winkelverschraubung mit Dichtkegel

24°-Anschluss / 24°-DKO Dichtkegel

EWAD-45° - Swivel elbow

24° cone end / 24° cone sealing



Reihe series	D	L1	L2	L3	S	S1	S2	Gewicht weight kg/100	Sach-Nr. comp.no.	Artikel-Nr. part.no.
L	6	9,0	26,0	24	14	14	14	4,70	54546/21	EWAD6L-45°c3d
PN 315	8	12,0	27,5	27	14	17	17	6,40	54547/21	EWAD8L-45°c3d
	10	12,0	29,0	27	19	19	19	9,80	54548/21	EWAD10L-45°c3d
	12	14,0	29,5	29	19	22	22	11,30	18847/21	EWAD12L-45°c3d
	15	17,0	32,5	32	22	27	27	18,70	54549/21	EWAD15L-45°c3d
	18	16,5	35,5	33	27	32	32	27,40	54550/21	EWAD18L-45°c3d
PN 160	22	18,5	38,5	35	30	36	36	35,50	54551/21	EWAD22L-45°c3d
	28	23,0	41,5	40	36	41	41	47,60	54552/21	EWAD28L-45°c3d
	35	26,5	51,0	48	50	50	50	95,10	54553/21	EWAD35L-45°c3d
	42	26,0	56,0	49	50	60	60	111,60	54554/21	EWAD42L-45°c3d
S	6	9,0	27,0	24	14	17	17	6,60	54555/21	EWAD6S-45°c3d
PN 630	8	12,0	27,5	27	19	19	19	9,80	54556/21	EWAD8S-45°c3d
	10	13,5	30,0	30	19	22	22	12,70	54557/21	EWAD10S-45°c3d
	12	16,5	31,0	33	22	24	24	17,40	14040/21	EWAD12S-45°c3d
	PN 400	16	15,5	36,5	34	27	30	30	28,00	54558/21
	20	16,0	44,5	38	30	36	36	41,50	54559/21	EWAD20S-45°c3d
	25	18,5	50,0	43	36	46	46	73,30	54560/21	EWAD25S-45°c3d
	30	23,5	55,0	50	50	50	50	116,80	54561/21	EWAD30S-45°c3d
PN 315	38	21,0	63,0	52	50	60	60	138,30	54562/21	EWAD38S-45°c3d

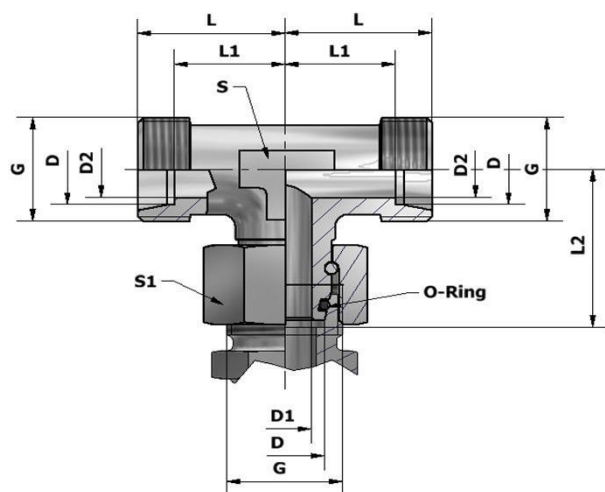
Serienmäßig mit O-Ring aus NBR / Auf Wunsch mit FKM lieferbar
 Supplied with fitted NBR-O-ring / FKM on request

XETAD - T-Stutzen mit Dichtkegel

24°-Anschluss / 24°-DKO Dichtkegel

XETAD - Swivel branch tee

24° cone end / 24° cone sealing



Reihe series	D	G	D1	D2	L	L1	L2	S	S1	Gewicht weight kg/100	Sach-Nr. comp.no.	Artikel-Nr. part.no.
L PN 500	6	M12x1,5	2,5	4	19	12,0	26,0	12	14	3,80	12110/21	XETAD6Lc3d
	8	M14x1,5	4,0	6	21	14,0	27,5	12	17	4,90	12111/21	XETAD8Lc3d
	10	M16x1,5	6,0	8	22	15,0	29,0	14	19	6,10	12112/21	XETAD10Lc3d
PN 400	12	M18x1,5	8,0	10	24	17,0	29,5	17	22	8,70	12113/21	XETAD12Lc3d
	15	M22x1,5	10,0	12	28	21,0	32,5	19	27	14,90	12114/21	XETAD15Lc3d
	18	M26x1,5	13,0	15	31	23,5	35,5	24	32	21,90	12115/21	XETAD18Lc3d
PN 250	22	M30x2	17,0	19	35	27,5	38,5	27	36	28,60	12116/21	XETAD22Lc3d
	28	M36x2	22,0	24	38	30,5	41,5	36	41	43,40	12117/21	XETAD28Lc3d
	35	M45x2	28,0	30	45	34,5	51,0	41	50	66,10	12118/21	XETAD35Lc3d
	42	M52x2	34,0	36	51	40,0	56,0	50	60	102,70	12119/21	XETAD42Lc3d
S PN 800	6	M14x1,5	2,5	4	23	16,0	27,0	12	17	6,30	12205/21	XETAD6Sc3d
	8	M16x1,5	4,0	5	24	17,0	27,5	14	19	8,10	12206/21	XETAD8Sc3d
	10	M18x1,5	6,0	7	25	17,5	30,0	17	22	10,50	12207/21	XETAD10Sc3d
PN 630	12	M20x1,5	8,0	8	29	21,5	31,0	17	24	13,30	12208/21	XETAD12Sc3d
	16	M24x1,5	11,0	12	33	24,5	36,5	24	30	25,70	12210/21	XETAD16Sc3d
PN 420	20	M30x2	14,0	16	37	26,5	44,5	27	36	36,80	12211/21	XETAD20Sc3d
	25	M36x2	18,0	20	42	30,0	50,0	36	46	67,70	12212/21	XETAD25Sc3d
	30	M42x2	23,0	25	49	35,5	55,0	41	50	89,90	12213/21	XETAD30Sc3d
	38	M52x2	30,0	32	57	41,0	63,0	50	60	141,90	12214/21	XETAD38Sc3d

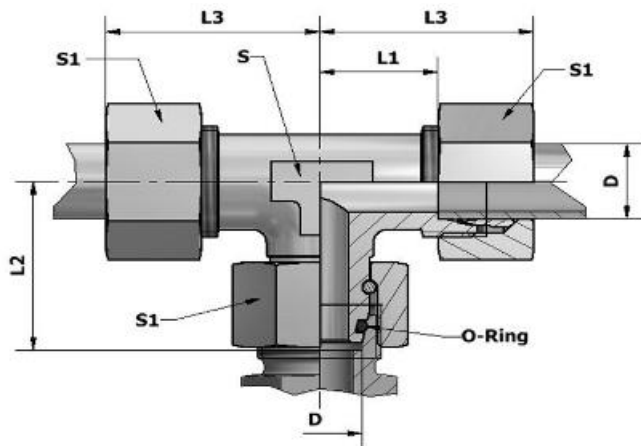
Serienmäßig mit O-Ring aus NBR / Auf Wunsch mit FKM lieferbar
 Supplied with fitted NBR-O-ring / FKM on request

ETAD - T-Verschraubung mit Dichtkegel

24°-Anschluss / 24°-DKO Dichtkegel

ETAD - Swivel branch tee

24° cone end / 24° cone sealing



Reihe	D	L1	L2	L3	S	S1	Gewicht weight kg/100	Sach-Nr. comp.no.	Artikel-Nr. part.no.
L	6	12,0	26,0	27	12	14	5,90	12310/21	ETAD6Lc3d
PN 500	8	14,0	27,5	29	12	17	8,10	12311/21	ETAD8Lc3d
	10	15,0	29,0	30	14	19	10,60	12312/21	ETAD10Lc3d
	12	17,0	29,5	32	17	22	14,30	12313/21	ETAD12Lc3d
PN 400	15	21,0	32,5	36	19	27	23,70	12314/21	ETAD15Lc3d
	18	23,5	35,5	40	24	32	34,40	12315/21	ETAD18Lc3d
	22	27,5	38,5	44	27	36	45,80	12316/21	ETAD22Lc3d
PN 250	28	30,5	41,5	47	36	41	61,90	12317/21	ETAD28Lc3d
	35	34,5	51,0	56	41	50	95,50	12318/21	ETAD35Lc3d
	42	40,0	56,0	63	50	60	148,90	12319/21	ETAD42Lc3d
	S	6	16,0	27,0	31	12	17	9,70	12320/21
PN 800	8	17,0	27,5	32	14	19	11,90	12321/21	ETAD8Sc3d
	10	17,5	30,0	34	17	22	17,10	12322/21	ETAD10Sc3d
	12	21,5	31,0	38	17	24	20,90	12323/21	ETAD12Sc3d
PN 630	16	24,5	36,5	43	24	30	38,50	12325/21	ETAD16Sc3d
	20	26,5	44,5	48	27	36	57,50	12326/21	ETAD20Sc3d
PN 420	25	30,0	50,0	54	36	46	108,80	12327/21	ETAD25Sc3d
	30	35,5	55,0	62	41	50	135,80	12328/21	ETAD30Sc3d
	38	41,0	63,0	72	50	60	207,70	12329/21	ETAD38Sc3d

Serienmäßig mit O-Ring aus NBR / Auf Wunsch mit FKM lieferbar
Supplied with fitted NBR-O-ring / FKM on request

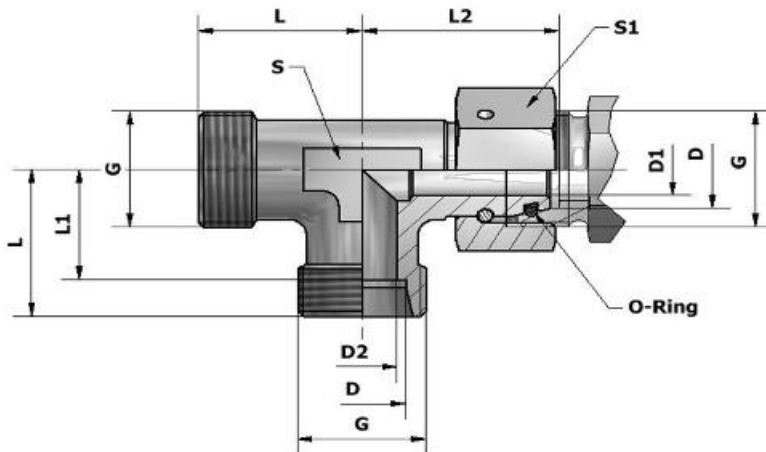
XELAD - L-Stutzen mit Dichtkegel

24°-Anschluss / 24°-DKO Dichtkegel

XELAD - Swivel run tee

24° cone end / 24° cone sealing

arco



Reihe series	D	G	D1	D2	L	L1	L2	S	S1	Gewicht weight kg/100	Sach-Nr. comp.no.	Artikel-Nr. part.no.
L	6	M12x1,5	2,5	4	19	12,0	26,0	12	14	3,80	12120/21	XELAD6Lc3d
PN 500	8	M14x1,5	4,0	6	21	14,0	27,5	12	17	4,90	12121/21	XELAD8Lc3d
	10	M16x1,5	6,0	8	22	15,0	29,0	14	19	5,90	12122/21	XELAD10Lc3d
PN 400	12	M18x1,5	8,0	10	24	17,0	29,5	17	22	8,70	12123/21	XELAD12Lc3d
	15	M22x1,5	10,0	12	28	21,0	32,5	19	27	14,90	12124/21	XELAD15Lc3d
	18	M26x1,5	13,0	15	31	23,5	35,5	24	32	21,70	12125/21	XELAD18Lc3d
PN 250	22	M30x2	17,0	19	35	27,5	38,5	27	36	28,50	12126/21	XELAD22Lc3d
	28	M36x2	22,0	24	38	30,5	41,5	36	41	42,50	12127/21	XELAD28Lc3d
	35	M45x2	28,0	30	45	34,5	51,0	41	50	65,10	12128/21	XELAD35Lc3d
	42	M52x2	34,0	36	51	40,0	56,0	50	60	102,30	12129/21	XELAD42Lc3d
S	6	M14x1,5	2,5	4	23	16,0	27,0	12	17	6,10	12215/21	XELAD6Sc3d
PN 800	8	M16x1,5	4,0	5	24	17,0	27,5	14	19	8,10	12216/21	XELAD8Sc3d
	10	M18x1,5	6,0	7	25	17,5	30,0	17	22	10,30	12217/21	XELAD10Sc3d
PN 630	12	M20x1,5	8,0	8	29	21,5	31,0	17	24	13,30	12218/21	XELAD12Sc3d
	16	M24x1,5	11,0	12	33	24,5	36,5	24	30	25,30	12220/21	XELAD16Sc3d
PN 420	20	M30x2	14,0	16	37	26,5	44,5	27	36	35,90	12221/21	XELAD20Sc3d
	25	M36x2	18,0	20	42	30,0	50,0	36	46	67,70	12222/21	XELAD25Sc3d
	30	M42x2	23,0	25	49	35,5	55,0	41	50	89,90	12223/21	XELAD30Sc3d
	38	M52x2	30,0	32	57	41,0	63,0	50	60	141,90	12224/21	XELAD38Sc3d

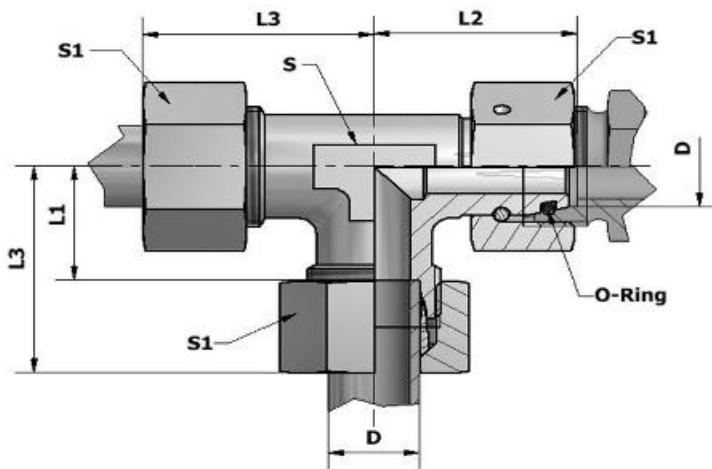
Serienmäßig mit O-Ring aus NBR / Auf Wunsch mit FKM lieferbar
Supplied with fitted NBR-O-ring / FKM on request

ELAD - L-Verschraubung mit Dichtkegel

24°-Anschluss / 24°-DKO Dichtkegel

ELAD - Swivel run tee

24° cone end / 24° cone sealing



Reihe	D	L1	L2	L3	S	S1	Gewicht weight kg/100	Sach-Nr. comp.no.	Artikel-Nr. part.no.
L	6	12,0	26,0	27	12	14	5,90	12330/21	ELAD6Lc3d
PN 500	8	14,0	27,5	29	12	17	8,10	12331/21	ELAD8Lc3d
	10	15,0	29,0	30	14	19	10,40	12332/21	ELAD10Lc3d
	12	17,0	29,5	32	17	22	14,30	12333/21	ELAD12Lc3d
PN 400	15	21,0	32,5	36	19	27	23,70	12334/21	ELAD15Lc3d
	18	23,5	35,5	40	24	32	34,60	12335/21	ELAD18Lc3d
	22	27,5	38,5	44	27	36	45,70	12336/21	ELAD22Lc3d
PN 250	28	30,5	41,5	47	36	41	61,00	12337/21	ELAD28Lc3d
	35	34,5	51,0	56	41	50	94,50	12338/21	ELAD35Lc3d
	42	40,0	56,0	63	50	60	148,50	12339/21	ELAD42Lc3d
	S	6	16,0	27,0	31	12	17	9,40	12340/21
PN 800	8	17,0	27,5	32	14	19	11,90	12341/21	ELAD8Sc3d
	10	17,5	30,0	34	17	22	16,90	12342/21	ELAD10Sc3d
	12	21,5	31,0	38	17	24	20,90	12343/21	ELAD12Sc3d
PN 630	16	24,5	36,5	43	24	30	38,10	12345/21	ELAD16Sc3d
	20	26,5	44,5	48	27	36	56,60	12346/21	ELAD20Sc3d
PN 420	25	30,0	50,0	54	36	46	108,80	12347/21	ELAD25Sc3d
	30	35,5	55,0	62	41	50	135,80	12348/21	ELAD30Sc3d
	38	41,0	63,0	72	50	60	207,70	12349/21	ELAD38Sc3d

Serienmäßig mit O-Ring aus NBR / Auf Wunsch mit FKM lieferbar
 Supplied with fitted NBR-O-ring / FKM on request

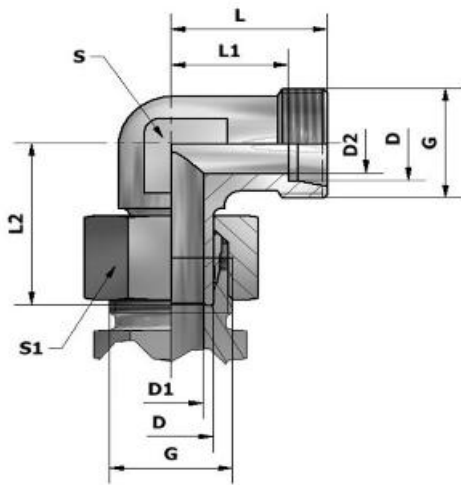
XEWA - Winkelstutzen mit Schaft

24°-Anschluss / Schaftanschluss

XEWA - Adjustable male stud elbow

24° cone end / standpipe

arco



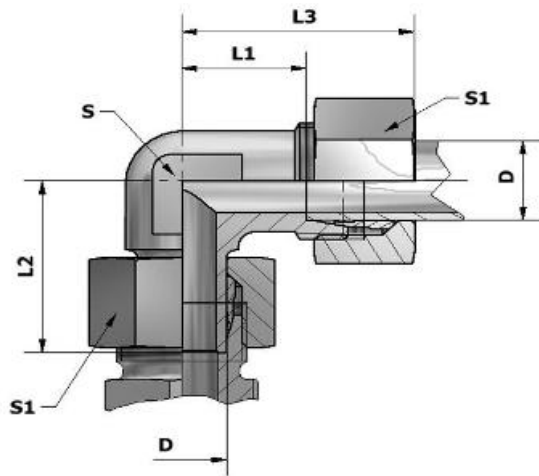
Reihe series	D	G	D1	D2	L	L1	L2	S	S1	Gewicht weight kg/100	Sach-Nr. comp.no.	Artikel-Nr. part.no.
L PN 315	6	M12x1,5	3,5	4	19	12,0	26,0	12	14	2,95	41789/21	XEWA6LHc3d
	8	M14x1,5	5,5	6	21	14,0	27,5	12	17	3,20	41791/21	XEWA8LHc3d
	10	M16x1,5	7,5	8	22	15,0	29,0	14	19	4,30	41792/21	XEWA10LHc3d
	12	M18x1,5	9,5	10	24	17,0	29,5	17	22	6,20	41794/21	XEWA12LHc3d
	15	M22x1,5	11,5	12	28	21,0	32,5	19	27	10,50	41795/21	XEWA15LHc3d
	18	M26x1,5	14,5	15	31	23,5	35,5	24	32	15,30	41796/21	XEWA18LHc3d
PN 160	22	M30x2	17,0	19	35	27,5	38,5	27	36	22,50	41797/21	XEWA22LHc3d
	28	M36x2	23,0	24	38	30,5	41,5	36	41	31,80	1798/21	XEWA28LHc3d
	35	M45x2	29,0	30	45	34,5	51,0	41	50	51,50	1799/21	XEWA35LHc3d
	42	M52x2	35,5	36	51	40,0	56,0	50	60	81,40	1800/21	XEWA42LHc3d
S PN 630	6	M14x1,5	3,5	4	23	16,0	27,0	12	17	4,10	1801/21	XEWA6SHc3d
	8	M16x1,5	4,5	5	24	17,0	27,5	14	19	5,50	1802/21	XEWA8SHc3d
	10	M18x1,5	6,5	7	25	17,5	30,0	17	22	7,90	1803/21	XEWA10SHc3d
	12	M20x1,5	7,5	8	29	21,5	31,0	17	24	9,50	1804/21	XEWA12SHc3d
PN 400	16	M24x1,5	11,5	12	33	24,5	36,5	24	30	17,10	1806/21	XEWA16SHc3d
	20	M30x2	15,5	16	37	26,5	44,5	27	36	27,70	1807/21	XEWA20SHc3d
	25	M36x2	18,0	20	42	30,0	50,0	36	46	51,20	1808/21	XEWA25SHc3d
	30	M42x2	23,5	25	49	35,5	55,0	41	50	71,90	1809/21	XEWA30SHc3d
PN 315	38	M52x2	29,5	32	57	41,0	63,0	50	60	109,10	1810/21	XEWA38SHc3d

EWA - Winkelverschraubung mit Schaft

24°-Anschluss / Schaftanschluss

EWA - Adjustable male stud elbow

24° cone end / standpipe



Reihe series	D	L1	L2	L3	S	S1	Gewicht weight kg/100	Sach-Nr. comp.no.	Artikel-Nr. part.no.
L	6	12,0	26,0	27	12	14	4,00	41765/21	EWA6LHc3d
PN 315	8	14,0	27,5	29	12	17	4,80	41767/21	EWA8LHc3d
	10	15,0	29,0	30	14	19	6,55	41768/21	EWA10LHc3d
	12	17,0	29,5	32	17	22	9,00	41770/21	EWA12LHc3d
	15	21,0	32,5	36	19	27	14,90	41771/21	EWA15LHc3d
	18	23,5	35,5	40	24	32	21,75	41773/21	EWA18LHc3d
PN 160	22	27,5	38,5	44	27	36	31,10	41774/21	EWA22LHc3d
	28	30,5	41,5	47	36	41	41,05	1775/21	EWA28LHc3d
	35	34,5	51,0	56	41	50	66,20	1776/21	EWA35LHc3d
	42	40,0	56,0	63	50	60	104,50	1777/21	EWA42LHc3d
S	6	16,0	27,0	31	12	17	5,75	1778/21	EWA6SHc3d
PN 630	8	17,0	27,5	32	14	19	7,40	1779/21	EWA8SHc3d
	10	17,5	30,0	34	17	22	11,15	1780/21	EWA10SHc3d
	12	21,5	31,0	38	17	24	13,30	1781/21	EWA12SHc3d
	PN 400	16	24,5	36,5	43	24	30	23,50	1783/21
	20	26,5	44,5	48	27	36	38,05	1784/21	EWA20SHc3d
	25	30,0	50,0	54	36	46	71,75	1785/21	EWA25SHc3d
	30	35,5	55,0	62	41	50	94,85	1786/21	EWA30SHc3d
PN 315	38	41,0	63,0	72	50	60	142,00	1787/21	EWA38SHc3d

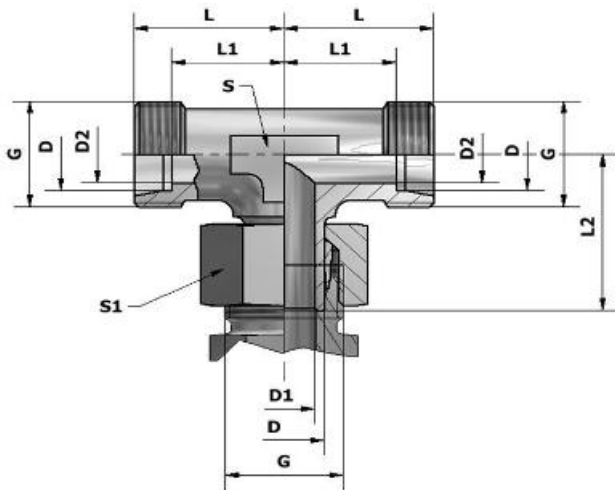
XETA - T-Stutzen mit Schaft

24°-Anschluss / Schaftanschluss

XETA - Adjustable branch tee connector

24° cone end / standpipe

arco



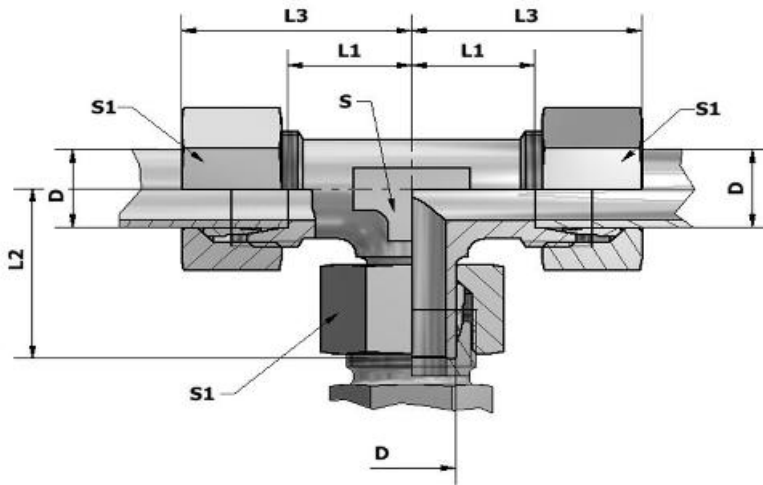
Reihe series	D	G	D1	D2	L	L1	L2	S	S1	Gewicht weight kg/100	Sach-Nr. comp.no.	Artikel-Nr. part.no.
L PN 315	6	M12x1,5	3,5	4	19	12,0	26,0	12	14	3,80	41854/21	XETA6LHc3d
	8	M14x1,5	5,5	6	21	14,0	27,5	12	17	4,60	41855/21	XETA8LHc3d
	10	M16x1,5	7,5	8	22	15,0	29,0	14	19	6,00	41856/21	XETA10LHc3d
	12	M18x1,5	9,5	10	24	17,0	29,5	17	22	7,70	41857/21	XETA12LHc3d
	15	M22x1,5	11,5	12	28	21,0	32,5	19	27	13,60	41858/21	XETA15LHc3d
	18	M26x1,5	14,5	15	31	23,5	35,5	24	32	20,60	41859/21	XETA18LHc3d
PN 160	22	M30x2	17,0	19	35	27,5	38,5	27	36	26,60	41860/21	XETA22LHc3d
	28	M36x2	23,0	24	38	30,5	41,5	36	41	38,90	1861/21	XETA28LHc3d
	35	M45x2	29,0	30	45	34,5	51,0	41	50	61,80	1862/21	XETA35LHc3d
	42	M52x2	35,5	36	51	40,0	56,0	50	60	82,10	1863/21	XETA42LHc3d
S PN 630	6	M14x1,5	3,5	4	23	16,0	27,0	12	17	5,70	1864/21	XETA6SHc3d
	8	M16x1,5	4,5	5	24	17,0	27,5	14	19	7,10	1865/21	XETA8SHc3d
	10	M18x1,5	6,5	7	25	17,5	30,0	17	22	10,00	1866/21	XETA10SHc3d
	12	M20x1,5	7,5	8	29	21,5	31,0	17	24	13,10	1867/21	XETA12SHc3d
PN 400	16	M24x1,5	11,5	12	33	24,5	36,5	24	30	22,80	1869/21	XETA16SHc3d
	20	M30x2	15,5	16	37	26,5	44,5	27	36	33,50	1870/21	XETA20SHc3d
	25	M36x2	18,0	20	42	30,0	50,0	36	46	64,10	1871/21	XETA25SHc3d
	30	M42x2	23,5	25	49	35,5	55,0	41	50	87,40	1872/21	XETA30SHc3d
PN 315	38	M52x2	29,5	32	57	41,0	63,0	50	60	141,90	1873/21	XETA38SHc3d

ETA - T-Verschraubung mit Schaft

24°-Anschluss / Schaftanschluss

ETA - Adjustable branch tee connector

24° cone end / standpipe



Reihe series	D	L1	L2	L3	S	S1	Gewicht weight kg/100	Sach-Nr. comp.no.	Artikel-Nr. part.no.
L	6	12,0	26,0	27	12	14	5,90	41834/21	ETA6LHc3d
PN 315	8	14,0	27,5	29	12	17	7,80	41835/21	ETA8LHc3d
	10	15,0	29,0	30	14	19	10,50	41836/21	ETA10LHc3d
	12	17,0	29,5	32	17	22	13,30	41837/21	ETA12LHc3d
	15	21,0	32,5	36	19	27	22,40	41838/21	ETA15LHc3d
	18	23,5	35,5	40	24	32	33,50	41839/21	ETA18LHc3d
PN 160	22	27,5	38,5	44	27	36	43,80	41840/21	ETA22LHc3d
	28	30,5	41,5	47	36	41	57,40	1841/21	ETA28LHc3d
	35	34,5	51,0	56	41	50	91,20	1842/21	ETA35LHc3d
	42	40,0	56,0	63	50	60	128,30	1843/21	ETA42LHc3d
S	6	16,0	27,0	31	12	17	9,00	1844/21	ETA6SHc3d
PN 630	8	17,0	27,5	32	14	19	10,90	1845/21	ETA8SHc3d
	10	17,5	30,0	34	17	22	16,50	1846/21	ETA10SHc3d
	12	21,5	31,0	38	17	24	20,70	1847/21	ETA12SHc3d
	PN 400	16	24,5	36,5	43	24	30	35,60	1849/21
	20	26,5	44,5	48	27	36	54,20	1850/21	ETA20SHc3d
	25	30,0	50,0	54	36	46	105,20	1851/21	ETA25SHc3d
	30	35,5	55,0	62	41	50	133,30	1852/21	ETA30SHc3d
PN 315	38	41,0	63,0	72	50	60	207,70	1853/21	ETA38SHc3d

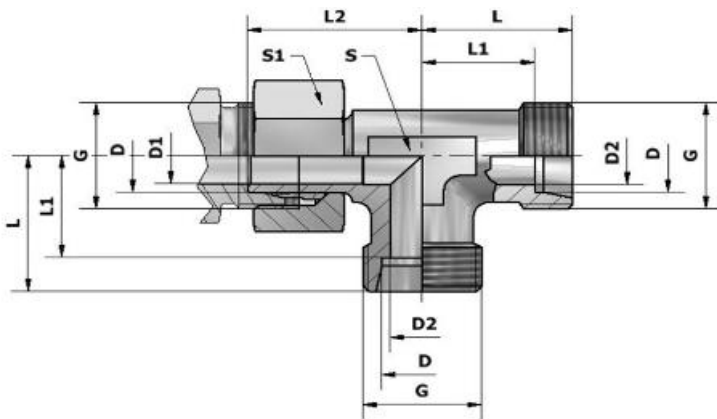
XELA - L-Stutzen mit Schaft

24°-Anschluss / Schaftanschluss

XELA - Adjustable run tee connector

24° cone end / standpipe

arco



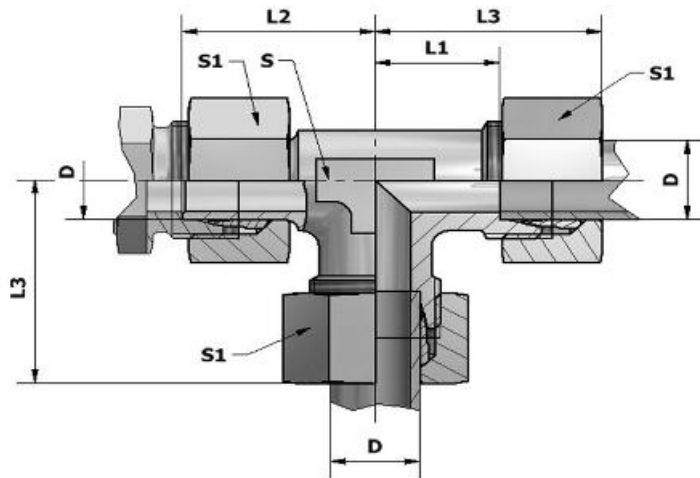
Reihe series	D	G	D1	D2	L	L1	L2	S	S1	Gewicht weight kg/100	Sach-Nr. comp.no.	Artikel-Nr. part.no.
L	6	M12x1,5	3,5	4	19	12,0	26,0	12	14	3,25	41915/21	XELA6LHc3d
PN 315	8	M14x1,5	5,5	6	21	14,0	27,5	12	17	4,40	41916/21	XELA8LHc3d
	10	M16x1,5	7,5	8	22	15,0	29,0	14	19	5,80	41917/21	XELA10LHc3d
	12	M18x1,5	9,5	10	24	17,0	29,5	17	22	7,50	41918/21	XELA12LHc3d
	15	M22x1,5	11,5	12	28	21,0	32,5	19	27	13,30	41919/21	XELA15LHc3d
	18	M26x1,5	14,5	15	31	23,5	35,5	24	32	20,30	41920/21	XELA18LHc3d
PN 160	22	M30x2	17,0	19	35	27,5	38,5	27	36	25,40	41921/21	XELA22LHc3d
	28	M36x2	23,0	24	38	30,5	41,5	36	41	37,30	1922/21	XELA28LHc3d
	35	M45x2	29,0	30	45	34,5	51,0	41	50	58,70	1923/21	XELA35LHc3d
	42	M52x2	35,5	36	51	40,0	56,0	50	60	91,60	1924/21	XELA42LHc3d
S	6	M14x1,5	3,5	4	23	16,0	27,0	12	17	5,70	1925/21	XELA6SHc3d
PN 630	8	M16x1,5	4,5	5	24	17,0	27,5	14	19	7,20	1926/21	XELA8SHc3d
	10	M18x1,5	6,5	7	25	17,5	30,0	17	22	9,90	1927/21	XELA10SHc3d
	12	M20x1,5	7,5	8	29	21,5	31,0	17	24	13,10	1928/21	XELA12SHc3d
PN 400	16	M24x1,5	11,5	12	33	24,5	36,5	24	30	23,10	1930/21	XELA16SHc3d
	20	M30x2	15,5	16	37	26,5	44,5	27	36	34,20	1931/21	XELA20SHc3d
	25	M36x2	18,0	20	42	30,0	50,0	36	46	62,10	1932/21	XELA25SHc3d
	30	M42x2	23,5	25	49	35,5	55,0	41	50	87,40	1933/21	XELA30SHc3d
PN 315	38	M52x2	29,5	32	57	41,0	63,0	50	60	133,90	1934/21	XELA38SHc3d

ELA - L-Verschraubung mit Schaft

24°-Anschluss / Schaftanschluss

ELA - Adjustable run tee connector

24° cone end / standpipe



Reihe series	D	L1	L2	L3	S	S1	Gewicht weight kg/100	Sach-Nr. comp.no.	Artikel-Nr. part.no.
L	6	12,0	26,0	27	12	14	5,35	41894/21	ELA6LHc3d
PN 315	8	14,0	27,5	29	12	17	7,60	41895/21	ELA8LHc3d
	10	15,0	29,0	30	14	19	10,30	41896/21	ELA10LHc3d
	12	17,0	29,5	32	17	22	13,10	41897/21	ELA12LHc3d
	15	21,0	32,5	36	19	27	22,10	41898/21	ELA15LHc3d
	18	23,5	35,5	40	24	32	33,20	41900/21	ELA18LHc3d
PN 160	22	27,5	38,5	44	27	36	42,60	41901/21	ELA22LHc3d
	28	30,5	41,5	47	36	41	55,80	1902/21	ELA28LHc3d
	35	34,5	51,0	56	41	50	88,10	1903/21	ELA35LHc3d
	42	40,0	56,0	63	50	60	137,80	1904/21	ELA42LHc3d
S	6	16,0	27,0	31	12	17	9,00	1905/21	ELA6SHc3d
PN 630	8	17,0	27,5	32	14	19	11,00	1906/21	ELA8SHc3d
	10	17,5	30,0	34	17	22	16,40	1907/21	ELA10SHc3d
	12	21,5	31,0	38	17	24	20,70	1908/21	ELA12SHc3d
	PN 400	16	24,5	36,5	43	24	30	35,90	1910/21
	20	26,5	44,5	48	27	36	54,90	1911/21	ELA20SHc3d
	25	30,0	50,0	54	36	46	103,20	1912/21	ELA25SHc3d
	30	35,5	55,0	62	41	50	133,30	1913/21	ELA30SHc3d
PN 315	38	41,0	63,0	72	50	60	199,70	1914/21	ELA38SHc3d

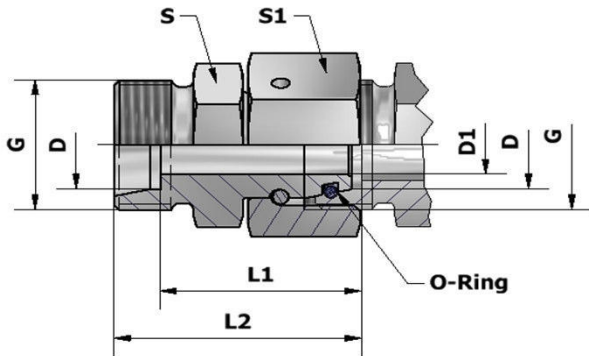
XDAD - Distanzadapter-Stutzen

24°-Anschluss / 24°-DKO Dichtkegel

XDAD - Swivel straight adaptor

24° cone end / 24° cone sealing

arco



Reihe series	D	G	D1	L1	L2	S	S1	Gewicht weight kg/100	Sach-Nr. comp.no.	Artikel-Nr. part.no.
L	6	M12x1,5	2,5	36	43,0	12	14	3,30	54501/21	XDAD6Lc3d
PN 500	8	M14x1,5	4,0	36	43,0	14	17	4,60	17139/21	XDAD8Lc3d
	10	M16x1,5	6,0	36	43,0	17	19	6,00	17141/21	XDAD10Lc3d
	12	M18x1,5	8,0	36	43,0	19	22	7,50	17143/21	XDAD12Lc3d
PN 400	15	M22x1,5	10,0	36	43,0	24	27	11,80	17127/21	XDAD15Lc3d
	18	M26x1,5	13,0	36	43,5	27	32	15,30	18837/21	XDAD18Lc3d
	22	M30x2	17,0	40	47,5	32	36	21,00	17147/21	XDAD22Lc3d
PN 250	28	M36x2	22,0	40	47,5	41	41	27,90	54502/21	XDAD28Lc3d
	35	M45x2	28,0	50	60,5	46	50	46,80	54503/21	XDAD35Lc3d
	42	M52x2	34,0	60	71,0	55	60	80,20	54504/21	XDAD42Lc3d
S	6	M14x1,5	2,5	36	43,0	14	17	4,80	54505/21	XDAD6Sc3d
PN 800	8	M16x1,5	4,0	36	43,0	17	19	6,40	54506/21	XDAD8Sc3d
	10	M18x1,5	6,0	36	43,5	19	22	8,10	54507/21	XDAD10Sc3d
	12	M20x1,5	8,0	36	43,5	22	24	9,70	54508/21	XDAD12Sc3d
PN 630	16	M24x1,5	11,0	40	48,5	27	30	16,60	54509/21	XDAD16Sc3d
	20	M30x2	14,0	46	56,5	32	36	26,50	18826/21	XDAD20Sc3d
PN 420	25	M36x2	18,0	50	62,0	41	46	46,60	18862/21	XDAD25Sc3d
	30	M42x2	23,0	56	69,5	46	50	60,10	54510/21	XDAD30Sc3d
	38	M52x2	30,0	60	76,0	55	60	87,10	54511/21	XDAD38Sc3d

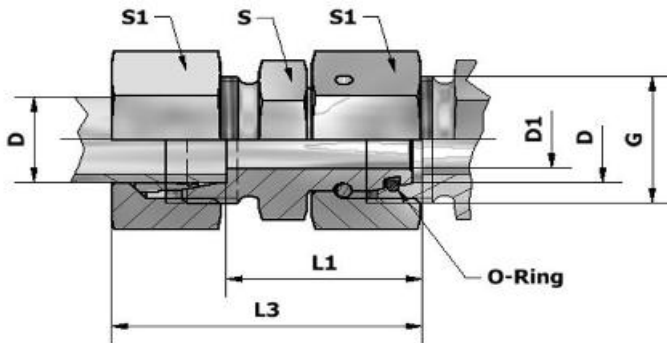
Serienmäßig mit O-Ring aus NBR / Auf Wunsch mit FKM lieferbar
Supplied with fitted NBR-O-ring / FKM on request

DAD - Distanzadapter

24°-Anschluss / 24°-DKO Dichtkegel

DAD - Swivel straight adaptor

24° cone end / 24° cone sealing



Reihe series	D	G	D1	L1	L3	S	S1	Gewicht weight kg/100	Sach-Nr. comp.no.	Artikel-Nr. part.no.
L	6	M12x1,5	2,5	36	51	12	14	4,35	54512/21	DAD6Lc3d
PN 500	8	M14x1,5	4,0	36	51	14	17	6,20	54513/21	DAD8Lc3d
	10	M16x1,5	6,0	36	51	17	19	8,25	54514/21	DAD10Lc3d
PN 400	12	M18x1,5	8,0	36	51	19	22	10,30	54515/21	DAD12Lc3d
	15	M22x1,5	10,0	36	51	24	27	16,20	54516/21	DAD15Lc3d
	18	M26x1,5	13,0	36	52	27	32	21,70	54517/21	DAD18Lc3d
PN 250	22	M26x1,5	17,0	40	56	32	36	29,60	54518/21	DAD22Lc3d
	28	M36x2	22,0	40	57	41	41	37,10	54519/21	DAD28Lc3d
	35	M45x2	28,0	50	72	46	50	61,50	54520/21	DAD35Lc3d
	42	M52x2	34,0	60	83	55	60	103,30	54521/21	DAD42Lc3d
S	6	M14x1,5	2,5	36	51	14	17	6,45	54522/21	DAD6Sc3d
PN 800	8	M16x1,5	4,0	36	51	17	19	8,30	54523/21	DAD8Sc3d
	10	M18x1,5	6,0	36	52	19	22	11,35	54524/21	DAD10Sc3d
PN 630	12	M20x1,5	8,0	36	52	22	24	13,50	54525/21	DAD12Sc3d
	16	M24x1,5	11,0	40	58	27	30	23,00	54526/21	DAD16Sc3d
PN 420	20	M30x2	14,0	46	68	32	36	36,85	54527/21	DAD20Sc3d
	25	M36x2	18,0	50	74	41	46	67,15	54528/21	DAD25Sc3d
	30	M42x2	23,0	56	83	46	50	83,05	54529/21	DAD30Sc3d
	38	M52x2	30,0	60	91	55	60	120,00	54530/21	DAD38Sc3d

Serienmäßig mit O-Ring aus NBR / Auf Wunsch mit FKM lieferbar
 Supplied with fitted NBR-O-ring / FKM on request

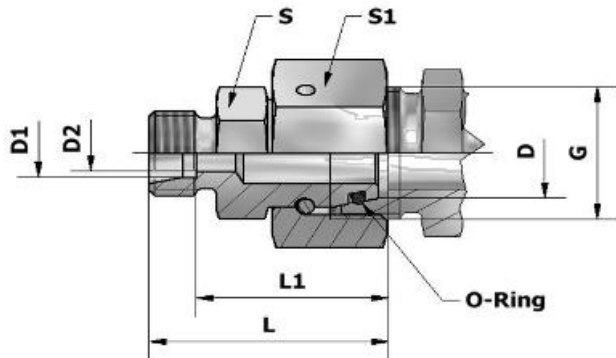
XRAD - Reduzieranschluss mit Dichtkegel

24°-Anschluss / 24°-DKO Dichtkegel

XRAD - Reducing swivel straight adaptor

24° cone end / 24° cone sealing

arco



Reihe series	D	D1	G	G1	D2	L	L1	S	S1	Gewicht weight kg/100	Sach-Nr. comp.no.	Artikel-Nr. part.no.
L	8	6	M14x1,5	M12x1,5	4	30,5	23,5	12	17	2,90	12150/21	XRAD8/6Lc3d
PN 500	10	6	M16x1,5	M12x1,5	4	32,0	25,0	14	19	3,60	12151/21	XRAD10/6Lc3d
	10	8	M16x1,5	M14x1,5	6	32,0	25,0	14	19	3,80	12152/21	XRAD10/8Lc3d
PN 400	12	6	M18x1,5	M12x1,5	4	32,0	25,0	17	22	4,90	12153/21	XRAD12/6Lc3d
	12	8	M18x1,5	M14x1,5	6	32,0	25,0	17	22	4,90	12154/21	XRAD12/8Lc3d
	12	10	M18x1,5	M16x1,5	8	33,0	26,0	17	22	5,10	12155/21	XRAD12/10Lc3d
	15	6	M22x1,5	M12x1,5	4	35,5	28,5	19	27	8,10	12156/21	XRAD15/6Lc3d
	15	8	M22x1,5	M14x1,5	6	35,5	28,5	19	27	8,50	12157/21	XRAD15/8Lc3d
	15	10	M22x1,5	M16x1,5	8	36,5	29,5	19	27	8,30	12158/21	XRAD15/10Lc3d
	15	12	M22x1,5	M18x1,5	10	36,5	29,5	19	27	8,30	12159/21	XRAD15/12Lc3d
	18	6	M26x1,5	M12x1,5	4	35,0	28,0	24	32	10,90	12160/21	XRAD18/6Lc3d
	18	8	M26x1,5	M14x1,5	6	35,0	28,0	24	32	11,10	12161/21	XRAD18/8Lc3d
	18	10	M26x1,5	M16x1,5	8	36,0	29,0	24	32	11,00	12162/21	XRAD18/10Lc3d
PN 250	18	12	M26x1,5	M18x1,5	10	36,0	29,0	24	32	11,00	12163/21	XRAD18/12Lc3d
	18	15	M26x1,5	M22x1,5	12	37,0	30,0	24	32	11,50	12164/21	XRAD18/15Lc3d
	22	6	M30x2	M12x1,5	4	39,0	32,0	27	36	15,80	12165/21	XRAD22/6Lc3d
	22	8	M30x2	M14x1,5	6	39,0	32,0	27	36	15,80	12166/21	XRAD22/8Lc3d
	22	10	M30x2	M16x1,5	8	40,0	33,0	27	36	15,90	12167/21	XRAD22/10Lc3d
	22	12	M30x2	M18x1,5	10	40,0	33,0	27	36	15,70	12168/21	XRAD22/12Lc3d
	22	15	M30x2	M22x1,5	12	41,0	34,0	27	36	16,40	12169/21	XRAD22/15Lc3d
	22	18	M30x2	M26x1,5	15	41,0	33,5	27	36	16,70	12170/21	XRAD22/18Lc3d
	28	8	M36x2	M14x1,5	6	41,0	34,0	32	41	22,10	12172/21	XRAD28/8Lc3d
	28	10	M36x2	M16x1,5	8	42,0	35,0	32	41	21,30	12173/21	XRAD28/10Lc3d
28	12	M36x2	M18x1,5	10	42,0	35,0	32	41	21,30	12174/21	XRAD28/12Lc3d	
28	15	M36x2	M22x1,5	12	43,0	36,0	32	41	21,80	12175/21	XRAD28/15Lc3d	
28	18	M36x2	M26x1,5	15	43,0	35,5	32	42	22,00	12176/21	XRAD28/18Lc3d	
28	22	M36x2	M30x2	19	45,0	37,5	32	41	22,20	12177/21	XRAD28/22Lc3d	
35	18	M45x2	M26x1,5	15	46,0	38,5	41	50	32,80	12183/21	XRAD35/18Lc3d	
35	22	M45x2	M30x2	19	48,0	40,5	41	50	33,10	12184/21	XRAD35/22Lc3d	
35	28	M45x2	M36x2	24	48,0	40,5	41	50	32,70	12185/21	XRAD35/28Lc3d	
42	22	M52x2	M30x2	19	51,5	44,0	50	60	54,30	12192/21	XRAD42/22Lc3d	
42	28	M52x2	M36x2	24	51,5	44,0	50	60	53,90	12193/21	XRAD42/28Lc3d	
42	35	M52x2	M45x2	30	53,5	43,0	50	60	54,10	12194/21	XRAD42/35Lc3d	

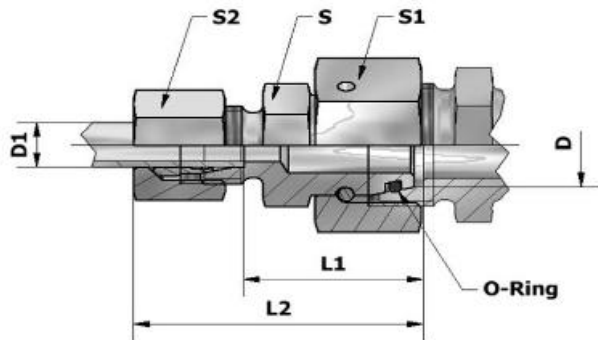
Serienmäßig mit O-Ring aus NBR / Auf Wunsch mit FKM lieferbar
Supplied with fitted NBR-O-ring / FKM on request

RAD - Reduzierschraubung mit Dichtkegel

24°-Anschluss / 24°-DKO Dichtkegel

RAD - Reducing swivel straight adaptor

24° cone end / 24° cone sealing



Reihe series	D	D1	L1	L2	S	S1	S2	Gewicht weight kg/100	Sach-Nr. comp.no.	Artikel-Nr. part.no.
L	8	6	23,5	38	12	17	14	3,95	12370/21	RAD8/6Lc3d
PN 500	10	6	25,0	40	14	19	14	4,65	12371/21	RAD10/6Lc3d
	10	8	25,0	40	14	19	17	5,40	12372/21	RAD10/8Lc3d
PN 400	12	6	25,0	40	17	22	14	5,95	12373/21	RAD12/6Lc3d
	12	8	25,0	40	17	22	17	6,50	12374/21	RAD12/8Lc3d
	12	10	26,0	41	17	22	19	7,35	12375/21	RAD12/10Lc3d
	15	6	28,5	43	19	27	14	9,15	12376/21	RAD15/6Lc3d
	15	8	28,5	43	19	27	17	10,10	12377/21	RAD15/8Lc3d
	15	10	29,5	44	19	27	19	10,55	12378/21	RAD15/10Lc3d
	15	12	29,5	44	19	27	22	11,10	12379/21	RAD15/12Lc3d
	18	6	28,0	43	24	32	14	11,95	51375/21	RAD18/6Lc3d
	18	8	28,0	43	24	32	17	12,70	51376/21	RAD18/8Lc3d
	18	10	29,0	44	24	32	19	13,25	51377/21	RAD18/10Lc3d
	18	12	29,0	44	24	32	22	13,80	12380/21	RAD18/12Lc3d
18	15	30,0	45	24	32	27	15,90	12381/21	RAD18/15Lc3d	
PN 250	22	6	32,0	47	27	36	14	16,85	19066/21	RAD22/6Lc3d
	22	8	32,0	47	27	36	17	17,40	19067/21	RAD22/8Lc3d
	22	10	33,0	48	27	36	19	18,15	51378/21	RAD22/10Lc3d
	22	12	33,0	48	27	36	22	18,50	12382/21	RAD22/12Lc3d
	22	15	34,0	49	27	36	27	20,80	12383/21	RAD22/15Lc3d
	22	18	33,5	50	27	36	32	23,15	12384/21	RAD22/18Lc3d
	28	8	34,0	49	32	41	17	23,70	18288/21	RAD28/8Lc3d
	28	10	35,0	50	32	41	19	23,55	51379/21	RAD28/10Lc3d
	28	12	35,0	50	32	41	22	24,10	51380/21	RAD28/12Lc3d
	28	15	36,0	51	32	41	27	26,20	51381/21	RAD28/15Lc3d
	28	18	35,5	52	32	42	32	28,45	12440/21	RAD28/18Lc3d
	28	22	37,5	54	32	41	36	30,80	12441/21	RAD28/22Lc3d
	35	18	38,5	55	41	50	32	39,25	51382/21	RAD35/18Lc3d
	35	22	40,5	57	41	50	36	41,70	51383/21	RAD35/22Lc3d
	35	28	40,5	57	41	50	41	41,95	51384/21	RAD35/28Lc3d
	42	22	44,0	60	50	60	36	62,90	51385/21	RAD42/22Lc3d
	42	28	44,0	61	50	60	41	63,15	51386/21	RAD42/28Lc3d
42	35	43,0	65	50	60	50	68,80	51387/21	RAD42/35Lc3d	

Serienmäßig mit O-Ring aus NBR / Auf Wunsch mit FKM lieferbar
Supplied with fitted NBR-O-ring / FKM on request

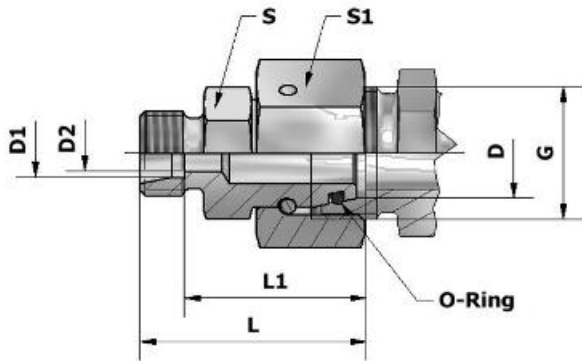
XRAD - Reduzieranschluss mit Dichtkegel

24°-Anschluss / 24°-DKO Dichtkegel

XRAD - Reducing swivel straight adaptor

24° cone end / 24° cone sealing

arco



Reihe series	D	D1	G	G1	D2	L	L1	S	S1	Gewicht weight kg/100	Sach-Nr. comp.no.	Artikel-Nr. part.no.
S	8	6	M16x1,5	M14x1,5	4	34,0	27,0	14	19	4,20	12245/21	XRAD8/6Sc3d
PN 800	10	6	M18x1,5	M14x1,5	4	34,5	27,5	17	22	5,50	12246/21	XRAD10/6Sc3d
	10	8	M18x1,5	M16x1,5	5	34,5	27,5	17	22	5,80	12247/21	XRAD10/8Sc3d
PN 630	12	6	M20x1,5	M14x1,5	4	36,0	29,0	17	24	6,60	12248/21	XRAD12/6Sc3d
	12	8	M20x1,5	M16x1,5	5	36,0	29,0	17	24	6,80	12249/21	XRAD12/8Sc3d
	12	10	M20x1,5	M18x1,5	7	37,0	29,5	19	24	7,50	12250/21	XRAD12/10Sc3d
	16	8	M24x1,5	M16x1,5	5	39,0	32,0	22	30	11,40	12256/21	XRAD16/8Sc3d
	16	10	M24x1,5	M18x1,5	7	39,0	31,5	22	30	11,50	12257/21	XRAD16/10Sc3d
	16	12	M24x1,5	M20x1,5	8	39,0	31,5	22	30	11,80	12258/21	XRAD16/12Sc3d
PN 420	20	8	M30x2	M16x1,5	5	43,0	36,0	27	36	17,40	14117/21	XRAD20/8Sc3d
	20	10	M30x2	M18x1,5	7	43,0	35,5	27	36	17,40	12262/21	XRAD20/10Sc3d
	20	12	M30x2	M20x1,5	8	43,0	35,5	27	36	17,70	12263/21	XRAD20/12Sc3d
	20	16	M30x2	M24x1,5	12	45,0	36,5	27	36	18,20	12265/21	XRAD20/16Sc3d
	25	10	M36x2	M18x1,5	7	45,5	38,0	32	46	29,60	12268/21	XRAD25/10Sc3d
	25	12	M36x2	M20x1,5	8	45,5	38,0	32	46	29,90	12269/21	XRAD25/12Sc3d
	25	16	M36x2	M24x1,5	12	47,5	39,0	32	46	30,40	12271/21	XRAD25/16Sc3d
	25	20	M36x2	M30x2	16	49,5	39,0	32	46	31,50	12272/21	XRAD25/20Sc3d
	30	10	M42x2	M18x1,5	7	51,0	43,5	41	50	40,50	18404/21	XRAD30/10Sc3d
	30	12	M42x2	M20x1,5	8	51,0	43,5	41	50	40,50	18823/21	XRAD30/12Sc3d
	30	16	M42x2	M24x1,5	12	53,0	44,5	41	50	41,20	12273/21	XRAD30/16Sc3d
	30	20	M42x2	M30x2	16	55,0	44,5	41	50	42,10	12274/21	XRAD30/20Sc3d
	30	25	M42x2	M36x2	20	57,0	45,0	41	50	43,90	12275/21	XRAD30/25Sc3d
	38	16	M52x2	M24x1,5	12	56,5	48,0	50	60	58,00	12276/21	XRAD38/16Sc3d
	38	20	M52x2	M30x2	16	58,5	48,0	50	60	60,10	12277/21	XRAD38/20Sc3d
38	25	M52x2	M36x2	20	60,5	48,5	50	60	61,50	12278/21	XRAD38/25Sc3d	
38	30	M52x2	M42x2	25	62,5	49,0	50	60	62,50	12279/21	XRAD38/30Sc3d	

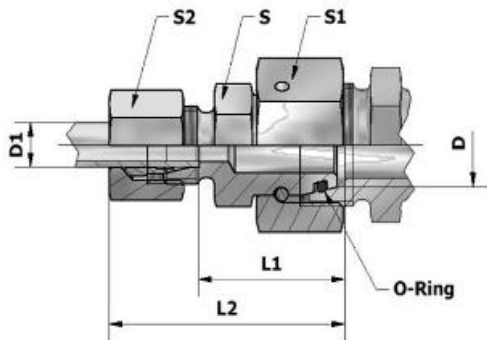
Serienmäßig mit O-Ring aus NBR / Auf Wunsch mit FKM lieferbar
Supplied with fitted NBR-O-ring / FKM on request

RAD - Reduzierschraubung mit Dichtkegel

24°-Anschluss / 24°-DKO Dichtkegel

RAD - Reducing swivel straight adaptor

24° cone end / 24° cone sealing



Reihe series	D	D1	L1	L2	S	S1	S2	Gewicht weight kg/100	Sach-Nr. comp.no.	Artikel-Nr. part.no.
S	6	6	27,0	42	14	19	17	5,85	12385/21	RAD8/6Sc3d
PN 800	8	6	27,5	42	17	22	17	7,15	12386/21	RAD10/6Sc3d
	10	8	27,5	42	17	22	19	7,70	12387/21	RAD10/8Sc3d
PN 630	12	6	29,0	44	17	24	17	8,25	12388/21	RAD12/6Sc3d
	12	8	29,0	44	17	24	19	8,70	12389/21	RAD12/8Sc3d
	12	10	29,5	46	19	24	22	10,75	12390/21	RAD12/10Sc3d
	16	8	32,0	47	22	30	19	13,30	51389/21	RAD16/8Sc3d
	16	10	31,5	48	22	30	22	14,75	12442/21	RAD16/10Sc3d
	16	12	31,5	48	22	30	24	15,60	12443/21	RAD16/12Sc3d
PN 420	20	8	36,0	51	27	36	19	19,30	19068/21	RAD20/8Sc3d
	20	10	35,5	52	27	36	22	20,65	12444/21	RAD20/10Sc3d
	20	12	35,5	52	27	36	24	21,50	12445/21	RAD20/12Sc3d
	20	16	36,5	55	27	36	30	24,80	12448/21	RAD20/16Sc3d
	25	10	38,0	54	32	46	22	32,85	51390/21	RAD25/10Sc3d
	25	12	38,0	54	32	46	24	33,70	51391/21	RAD25/12Sc3d
	25	16	39,0	57	32	46	30	36,80	12446/21	RAD25/16Sc3d
	25	20	39,0	61	32	46	36	41,85	12447/21	RAD25/20Sc3d
	30	10	43,5	60	41	50	22	43,75	19069/21	RAD30/10Sc3d
	30	12	43,5	60	41	50	24	44,30	19070/21	RAD30/12Sc3d
	30	16	44,5	63	41	50	30	47,60	51392/21	RAD30/16Sc3d
	30	20	44,5	66	41	50	36	52,45	51393/21	RAD30/20Sc3d
	30	25	45,0	69	41	50	46	64,45	51394/21	RAD30/25Sc3d
	38	16	48,0	66	50	60	30	64,40	51395/21	RAD38/16Sc3d
	38	20	48,0	70	50	60	36	70,45	51396/21	RAD38/20Sc3d
38	25	48,5	73	50	60	46	82,05	51397/21	RAD38/25Sc3d	
38	30	49,0	76	50	60	50	85,45	51398/21	RAD38/30Sc3d	

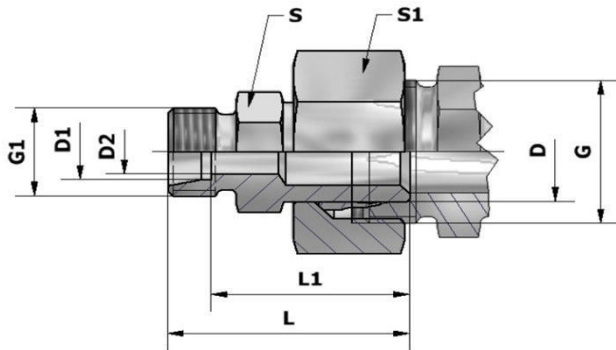
Serienmäßig mit O-Ring aus NBR / Auf Wunsch mit FKM lieferbar
 Supplied with fitted NBR-O-ring / FKM on request

XRA - Reduzieranschluss mit Schaft

24°-Anschluss / Schaft

XRA - Reducing swivel adaptor

24° cone end / standpipe



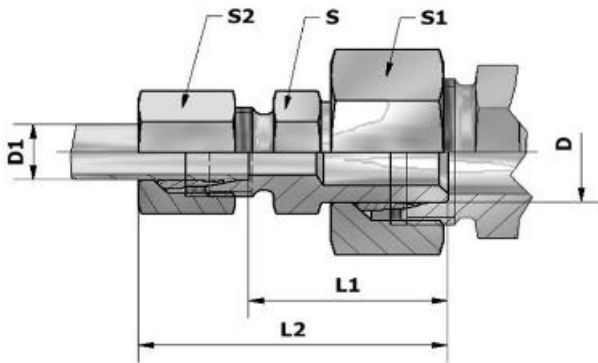
Reihe series	D	D1	G	G1	D2	L	L1	S	S1	Gewicht weight kg/100	Sach-Nr. comp.no.	Artikel-Nr. part.no.
L PN 315	8	6	M14x1,5	M12x1,5	4	33,0	26,0	12	17	3,00	1556/21	XRA8/6Lc3d
	10	6	M16x1,5	M12x1,5	4	35,0	28,0	14	19	3,40	1557/21	XRA10/6Lc3d
	10	8	M16x1,5	M14x1,6	6	35,0	28,0	14	19	3,90	1558/21	XRA10/8Lc3d
	12	6	M18x1,5	M12x1,5	4	35,0	28,0	14	22	5,10	1559/21	XRA12/6Lc3d
	12	8	M18x1,5	M14x1,5	6	35,0	28,0	14	22	5,20	1560/21	XRA12/8Lc3d
	12	10	M18x1,5	M16x1,5	8	36,0	29,0	17	22	5,30	1561/21	XRA12/10Lc3d
	15	6	M22x1,5	M12x1,5	4	36,0	29,0	19	27	7,40	1562/21	XRA15/6Lc3d
	15	8	M22x1,5	M14x1,5	6	36,0	29,0	19	27	7,50	1563/21	XRA15/8Lc3d
	15	10	M22x1,5	M16x1,5	8	37,0	30,0	19	27	7,70	1564/21	XRA15/10Lc3d
	15	12	M22x1,5	M18x1,5	10	37,0	30,0	19	27	8,20	1565/21	XRA15/12Lc3d
	18	6	M26x1,5	M12x1,5	4	38,0	31,0	19	32	10,80	1566/21	XRA18/6Lc3d
	18	8	M26x1,5	M14x1,5	6	38,0	31,0	19	32	10,90	1567/21	XRA18/8Lc3d
	18	10	M26x1,5	M16x1,5	8	39,0	32,0	19	32	11,00	1568/21	XRA18/10Lc3d
	18	12	M26x1,5	M18x1,5	10	39,0	32,0	19	32	11,20	1569/21	XRA18/12Lc3d
	18	15	M26x1,5	M22x1,5	12	40,0	33,0	24	32	12,20	1570/21	XRA18/15Lc3d
PN 160	22	10	M30x2	M16x1,5	8	41,0	34,0	24	36	15,30	1571/21	XRA22/10Lc3d
	22	12	M30x2	M18x1,5	10	41,0	34,0	24	36	15,30	1572/21	XRA22/12Lc3d
	22	15	M30x2	M22x1,5	12	42,0	35,0	24	36	15,40	1573/21	XRA22/15Lc3d
	22	18	M30x2	M26x1,5	15	42,5	35,0	27	36	16,40	1574/21	XRA22/18Lc3d
	28	12	M36x2	M18x1,5	10	41,0	34,0	30	41	20,90	1575/21	XRA28/12Lc3d
	28	15	M36x2	M22x1,5	12	42,0	35,0	30	41	21,00	1576/21	XRA28/15Lc3d
	28	18	M36x2	M26x1,5	15	44,0	36,5	30	41	22,60	1577/21	XRA28/18Lc3d
	28	22	M36x2	M30x2	19	44,0	36,5	30	41	21,20	1578/21	XRA28/22Lc3d
	35	15	M45x2	M22x1,5	12	48,5	41,5	36	50	32,70	1579/21	XRA35/15Lc3d
	35	18	M45x2	M26x1,5	15	47,7	40,0	36	50	37,50	1580/21	XRA35/18Lc3d
	35	22	M45x2	M30x2	19	49,5	42,0	36	50	36,90	1581/21	XRA35/22Lc3d
	35	28	M45x2	M36x2	24	49,5	42,0	36	50	33,80	1582/21	XRA35/28Lc3d
	42	18	M52x2	M26x1,5	15	50,0	42,5	46	60	55,20	1583/21	XRA42/18Lc3d
	42	22	M52x2	M30x2	19	52,0	44,5	46	60	54,80	1584/21	XRA42/22Lc3d
	42	28	M52x2	M36x2	24	52,0	44,5	46	60	54,60	1585/21	XRA42/28Lc3d
42	35	M52x2	M45x2	30	54,0	43,5	46	60	52,10	1586/21	XRA42/35Lc3d	

RA - Reduzierschraubung mit Schaft

24°-Anschluss / Schaft

RA - Reducing swivel adaptor

24° cone end / standpipe



Reihe series	D	D1	L1	L2	S	S1	S2	Gewicht weight kg/100	Sach-Nr. comp.no.	Artikel-Nr. part.no.
L	8	6	26,0	40	12	17	14	4,05	1491/21	RA8/6Lc3d
PN 315	10	6	28,0	42	14	19	14	4,45	1492/21	RA10/6Lc3d
	10	8	28,0	43	14	19	17	5,50	1493/21	RA10/8Lc3d
	12	6	28,0	42	14	22	14	6,15	1494/21	RA12/6Lc3d
	12	8	28,0	43	14	22	17	6,80	1495/21	RA12/8Lc3d
	12	10	29,0	44	17	22	19	7,55	1496/21	RA12/10Lc3d
	15	6	29,0	44	19	27	14	8,45	1497/21	RA15/6Lc3d
	15	8	29,0	44	19	27	17	9,10	1498/21	RA15/8Lc3d
	15	10	30,0	45	19	27	19	9,95	1499/21	RA15/10Lc3d
	15	12	30,0	45	19	27	22	11,00	1500/21	RA15/12Lc3d
	18	6	31,0	46	19	32	14	11,85	1501/21	RA18/6Lc3d
	18	8	31,0	46	19	32	17	12,50	1502/21	RA18/8Lc3d
	18	10	32,0	47	19	32	19	13,25	1503/21	RA18/10Lc3d
	18	12	32,0	47	19	32	22	14,00	1504/21	RA18/12Lc3d
	18	15	33,0	49	24	32	27	16,60	1505/21	RA18/15Lc3d
PN 160	22	10	34,0	49	24	36	19	18,55	1506/21	RA22/10Lc3d
	22	12	34,0	49	24	36	22	18,10	1507/21	RA22/12Lc3d
	22	15	35,0	51	24	36	27	19,80	1508/21	RA22/15Lc3d
	22	18	35,0	52	27	36	32	22,85	1509/21	RA22/18Lc3d
	28	12	34,0	50	30	41	22	23,70	1510/21	RA28/12Lc3d
	28	15	35,0	52	30	41	27	25,40	1511/21	RA28/15Lc3d
	28	18	36,5	53	30	41	32	29,05	1512/21	RA28/18Lc3d
	28	22	36,5	57	30	41	36	29,80	1513/21	RA28/22Lc3d
	35	15	41,5	58	36	50	27	37,10	1514/21	RA35/15Lc3d
	35	18	40,0	58	36	50	32	43,95	1515/21	RA35/18Lc3d
	35	22	42,0	62	36	50	36	45,50	1516/21	RA35/22Lc3d
	35	28	42,0	63	36	50	41	43,05	1517/21	RA35/28Lc3d
	42	18	42,5	6	46	60	32	61,65	1518/21	RA42/18Lc3d
	42	22	44,5	62	46	60	36	63,40	1519/21	RA42/22Lc3d
	42	28	44,5	62	46	60	41	63,85	1520/21	RA42/28Lc3d
42	35	43,5	66	46	60	50	66,80	1521/21	RA42/35Lc3d	

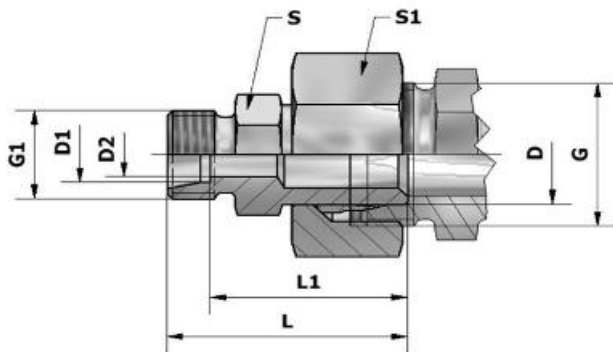
XRA - Reduzieranschluss mit Schaft

24°-Anschluss / Schaft

XRA - Reducing swivel adaptor

24° cone end / standpipe

arco



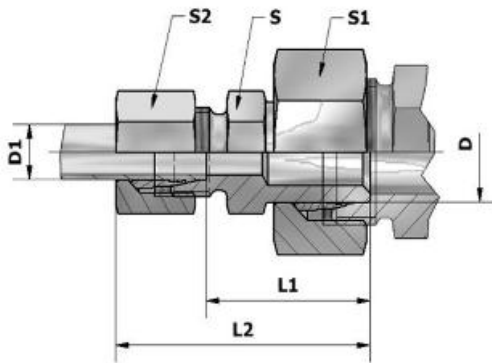
Reihe series	D	D1	G	G1	D2	L	L1	S	S1	Gewicht weight kg/100	Sach-Nr. comp.no.	Artikel-Nr. part.no.
S PN 630	8	6	M16,x1,5	M14x1,5	4	35,0	28,0	14	19	3,50	1587/21	XRA8/6Sc3d
	10	6	M18x1,5	M14x1,5	4	38,0	31,0	17	22	4,80	1588/21	XRA10/6Sc3d
	10	8	M18x1,5	M16x1,5	5	38,0	21,0	17	22	4,90	1589/21	XRA10/8Sc3d
	12	6	M20x1,5	M14x1,5	4	40,0	33,0	17	24	7,30	1590/21	XRA12/6Sc3d
	12	8	M20x1,5	M16x1,5	5	40,0	33,0	17	24	7,00	1591/21	XRA12/8Sc3d
PN 400	12	10	M20x1,5	M18x1,5	7	40,0	32,5	19	24	7,60	1592/21	XRA12/10Sc3d
	16	6	M24x1,5	M14x1,5	4	45,5	38,5	17	30	11,30	1597/21	XRA16/6Sc3d
	16	8	M24x1,5	M16x1,5	5	46,0	39,0	17	30	11,70	1598/21	XRA16/8Sc3d
	16	10	M24x1,5	M18x1,5	7	46,0	38,5	19	30	12,50	1599/21	XRA16/10Sc3d
	16	12	M24x1,5	M20x1,5	8	46,0	38,5	22	30	13,40	1600/21	XRA16/12Sc3d
	20	8	M30x2	M16x1,5	5	50,0	43,0	22	36	19,70	1602/21	XRA20/8Sc3d
	20	10	M30x2	M18x1,5	7	50,0	42,5	22	36	19,40	1603/21	XRA20/10Sc3d
	20	12	M30x2	M20x1,5	8	50,0	42,5	22	36	18,20	1604/21	XRA20/12Sc3d
	20	16	M30x2	M24x1,5	12	52,0	43,5	24	36	20,10	1606/21	XRA20/16Sc3d
	25	10	M36x2	M18x1,5	7	54,5	47,0	27	46	33,60	1607/21	XRA25/10Sc3d
	25	12	M36x2	M20x1,5	8	54,5	47,0	27	46	33,90	1608/21	XRA25/12Sc3d
	25	16	M36x2	M24x1,5	12	56,5	48,0	27	46	34,70	1610/21	XRA25/16Sc3d
	25	20	M36x2	M30x2	16	58,5	48,0	32	46	37,90	1611/21	XRA25/20Sc3d
	30	12	M42x2	M20x1,5	8	59,0	51,5	32	50	43,90	1612/21	XRA30/12Sc3d
	30	16	M42x2	M24x1,5	12	61,0	52,5	32	50	43,00	1614/21	XRA30/16Sc3d
30	20	M42x2	M30x2	16	63,0	52,5	32	50	47,60	1615/21	XRA30/20Sc3d	
30	25	M42x2	M36x2	20	65,0	53,0	41	50	50,90	1616/21	XRA30/25Sc3d	
PN 315	38	16	M52x2	M24x1,5	12	66,0	57,5	41	60	69,80	1617/21	XRA38/16Sc3d
	38	20	M52x2	M30x2	16	68,0	57,5	41	60	70,30	1618/21	XRA38/20Sc3d
	38	25	M52x2	M36x2	20	70,0	58,0	41	60	76,80	1619/21	XRA38/25Sc3d
	38	30	M52x2	M42x2	25	72,0	58,5	46	60	73,80	1620/21	XRA38/30Sc3d

RA - Reduzierschraubung mit Schaft

24°-Anschluss / Schaft

RA - Reducing swivel adaptor

24° cone end / standpipe



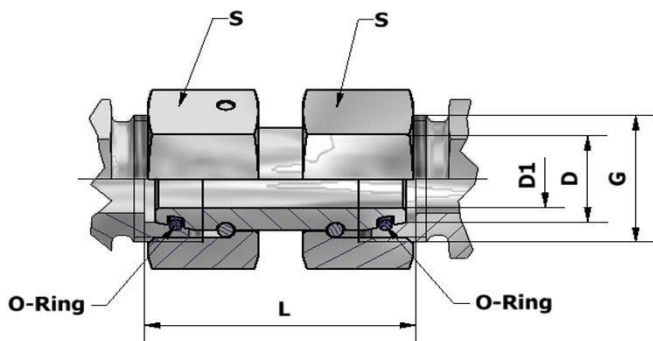
Reihe series	D	D1	L1	L2	S	S1	S2	Gewicht weight kg/100	Sach-Nr. comp.no.	Artikel-Nr. part.no.
S	8	6	28,0	44	14	19	17	5,15	1522/21	RA8/6Sc3d
PN 630	10	6	31,0	46	17	22	17	6,45	1523/21	RA10/6Sc3d
	10	8	21,0	46	17	22	19	6,80	1524/21	RA10/8Sc3d
	12	6	33,0	48	17	24	17	8,95	1525/21	RA12/6Sc3d
	12	8	33,0	48	17	24	19	8,90	1526/21	RA12/8Sc3d
	12	10	32,5	49	19	24	22	10,85	1527/21	RA12/10Sc3d
PN 400	16	6	38,5	54	17	30	17	12,95	1532/21	RA16/6Sc3d
	16	8	39,0	54	17	30	19	13,60	1533/21	RA16/8Sc3d
	16	10	38,5	55	19	30	22	15,75	1534/21	RA16/10Sc3d
	16	12	38,5	55	22	30	24	17,20	1535/21	RA16/12Sc3d
	20	8	43,0	59	22	36	19	21,60	1537/21	RA20/8Sc3d
	20	10	42,5	60	22	36	22	22,65	1538/21	RA20/10Sc3d
	20	12	42,5	60	22	36	24	22,00	1539/21	RA20/12Sc3d
	20	16	43,5	63	24	36	30	26,50	1541/21	RA20/16Sc3d
	25	10	47,0	64	27	46	22	36,85	1542/21	RA25/10Sc3d
	25	12	47,0	64	27	46	24	37,70	1543/21	RA25/12Sc3d
	25	16	48,0	67	27	46	30	41,10	1545/21	RA25/16Sc3d
	25	20	48,0	72	32	46	36	48,25	1546/21	RA25/20Sc3d
	30	12	51,5	69	32	50	24	47,70	1547/21	RA30/12Sc3d
	30	16	52,5	72	32	50	30	49,40	1549/21	RA30/16Sc3d
30	20	52,5	76	32	50	36	57,95	1550/21	RA30/20Sc3d	
PN 315	30	25	53,0	79	41	50	46	71,45	1551/21	RA30/25Sc3d
	38	16	57,5	77	41	60	30	76,20	1552/21	RA38/16Sc3d
	38	20	57,5	81	41	60	36	80,65	1553/21	RA38/20Sc3d
	38	25	58,0	84	41	60	46	97,35	1554/21	RA38/25Sc3d
	38	30	58,5	86	46	60	50	96,75	1555/21	RA38/30Sc3d

GVD - Gerade Verbindung

24°-DKO-Dichtkegel

GVD - Straight connector

24° cone sealing



Reihe series	D	G	D1	L	S	Gewicht weight kg/100	Sach-Nr. comp.no.	Artikel-Nr. part.no.
L	6	M12x1,5	2,5	37,5	14	2,90	12592/21	GVD6Lc3d
PN 500	8	M14x1,5	4,0	37,5	17	4,40	9284/21	GVD8Lc3d
	10	M16x1,5	6,0	39,0	19	5,90	12594/21	GVD10Lc3d
PN 400	12	M18x1,5	8,0	36,0	22	7,50	9894/21	GVD12Lc3d
	15	M22x1,5	10,0	42,0	27	14,30	9892/21	GVD15Lc3d
	18	M26x1,5	13,0	43,5	32	18,60	11198/21	GVD18Lc3d
PN 250	22	M30x2	17,0	49,0	36	25,10	12596/21	GVD22Lc3d
	28	M36x2	22,0	50,5	41	31,70	12598/21	GVD28Lc3d
	35	M45x2	28,0	59,0	50	48,30	11200/21	GVD35Lc3d
	42	M52x2	34,0	60,5	60	75,30	12600/21	GVD42Lc3d
S	6	M14x1,5	2,5	40,0	17	4,70	12579/21	GVD6Sc3d
PN 800	8	M16x1,5	4,0	40,0	19	5,90	12602/21	GVD8Sc3d
	10	M18x1,5	6,0	44,0	22	8,40	12529/21	GVD10Sc3d
PN 630	12	M20x1,5	8,0	44,0	24	10,30	12533/21	GVD12Sc3d
	16	M24x1,5	11,0	50,0	30	18,50	12559/21	GVD16Sc3d
PN 420	20	M30x2	14,0	61,0	36	29,60	12604/21	GVD20Sc3d
	25	M36x2	18,0	67,5	46	56,90	12535/21	GVD25Sc3d
	30	M42x2	23,0	73,5	50	63,10	12527/21	GVD30Sc3d
	38	M52x2	30,0	84,0	60	99,60	12546/21	GVD38Sc3d

Serienmäßig mit O-Ring aus NBR / Auf Wunsch mit FKM lieferbar
Supplied with fitted NBR-O-ring / FKM on request

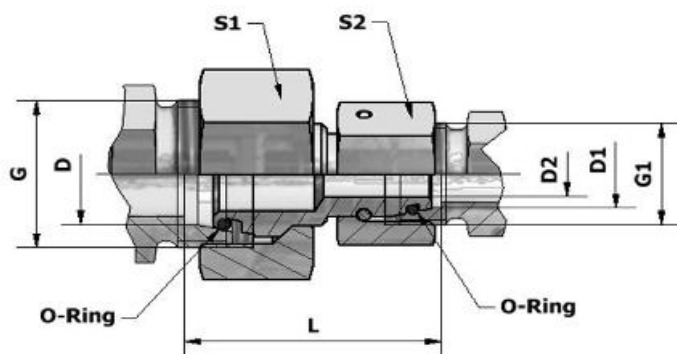
Andere Abmessungen auf Wunsch lieferbar
Other sizes on request

GVDR - Gerade Reduzierschraubung

24°-DKO-Dichtkegel

GVDR - Reducing straight connector

24° cone sealing



Reihe series	D	D1	G	G1	D2	L	S1	S2	Gewicht weight kg/100	Sach-Nr. comp.no.	Artikel-Nr. part.no.
L	8	6	M14x1,5	M12x1,5	2,5	34,5	17	14	3,40	54586/21	GVDR8/6Lc3d
PN 500	10	6	M16x1,5	M12x1,5	2,5	34,5	19	14	4,30	54587/21	GVDR10/6Lc3d
	10	8	M16x1,5	M14x1,5	4,0	34,5	19	17	4,90	54588/21	GVDR10/8Lc3d
PN 400	12	6	M18x1,5	M12x1,5	2,5	34,5	22	14	5,50	54589/21	GVDR12/6Lc3d
	12	8	M18x1,5	M14x1,5	4,0	34,5	22	17	6,20	54590/21	GVDR12/8Lc3d
	12	10	M18x1,5	M16x1,5	6,0	34,5	22	19	6,50	54591/21	GVDR12/10Lc3d
	15	8	M22x1,5	M14x1,5	4,0	38,0	27	17	9,70	54592/21	GVDR15/8Lc3d
	15	10	M22x1,5	M16x1,5	6,0	38,0	27	19	10,00	54593/21	GVDR15/10Lc3d
	15	12	M22x1,5	M18x1,5	8,0	39,0	27	22	10,60	54594/21	GVDR15/12Lc3d
	18	10	M26x1,5	M16x1,5	6,0	37,5	32	19	12,10	54595/21	GVDR18/10Lc3d
	18	12	M26x1,5	M18x1,5	8,0	37,5	32	22	12,90	54596/21	GVDR18/12Lc3d
PN 250	18	15	M26x1,5	M22x1,5	10,0	39,5	32	27	15,30	54597/21	GVDR18/15Lc3d
	22	12	M30x2	M18x1,5	8,0	43,5	36	22	17,90	54598/21	GVDR22/12Lc3d
	22	15	M30x2	M22x1,5	10,0	43,5	36	27	19,80	54599/21	GVDR22/15Lc3d
	22	18	M30x2	M26x1,5	13,0	44,0	36	32	20,90	54600/21	GVDR22/18Lc3d
	28	15	M36x2	M22x1,5	10,0	46,0	41	27	24,60	54601/21	GVDR28/15Lc3d
	28	18	M36x2	M26x1,5	13,0	46,0	41	32	26,00	54602/21	GVDR28/18Lc3d
	28	22	M36x2	M30x2	17,0	46,0	41	36	28,20	54603/21	GVDR28/22Lc3d
	35	22	M45x2	M30x2	17,0	51,0	50	36	39,40	54605/21	GVDR35/22Lc3d
	35	28	M45x2	M36x2	22,0	51,0	50	41	40,30	54606/21	GVDR35/28Lc3d
	42	22	M52x2	M30x2	17,0	54,0	60	36	55,70	54607/21	GVDR42/22Lc3d
L/S	42	28	M52x2	M36x2	22,0	54,0	60	41	58,10	54608/21	GVDR42/28Lc3d
	42	35	M52x2	M45x2	28,0	56,5	60	50	62,90	54609/21	GVDR42/35Lc3d
	8	8	M14x1,5	M16x1,5	4,0	34,5	17	19	3,80	54611/21	GVDR8L/8Sc3d
PN 500	10	10	M16x1,5	M18x1,5	6,0	35,0	19	22	6,30	54612/21	GVDR10L/10Sc3d
PN 400	12	12	M18x1,5	M20x1,5	8,0	37,5	22	24	8,60	15026/21	GVDR12L/12Sc3d
PN 250	22	16	M30x2	M24x1,5	11,0	45,5	36	30	21,30	14283/21	GVDR22L/16Sc3d
	28	16	M36x2	M24x1,5	11,0	50,5	41	30	25,80	17190/21	GVDR28L/16Sc3d
	28	25	M36x2	M36x2	18,0	50,5	41	46	40,90	54615/21	GVDR28L/25Sc3d

Serienmäßig mit O-Ring aus NBR / Auf Wunsch mit FKM lieferbar
Supplied with fitted NBR-O-ring / FKM on request

Andere Abmessungen auf Wunsch lieferbar
Other sizes on request

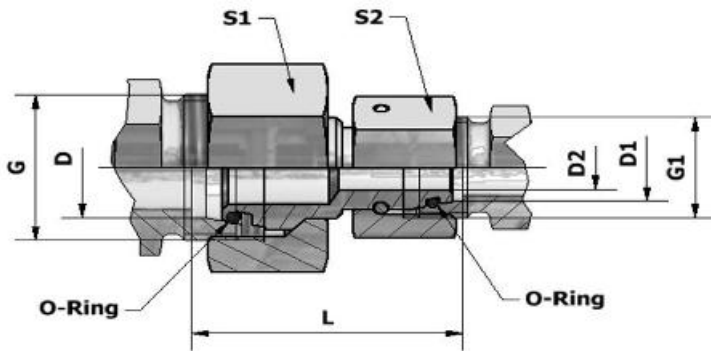
GVDR - Gerade Reduzierschraubung

24°-DKO-Dichtkegel

GVDR - Reducing straight connector

24° cone sealing

arco



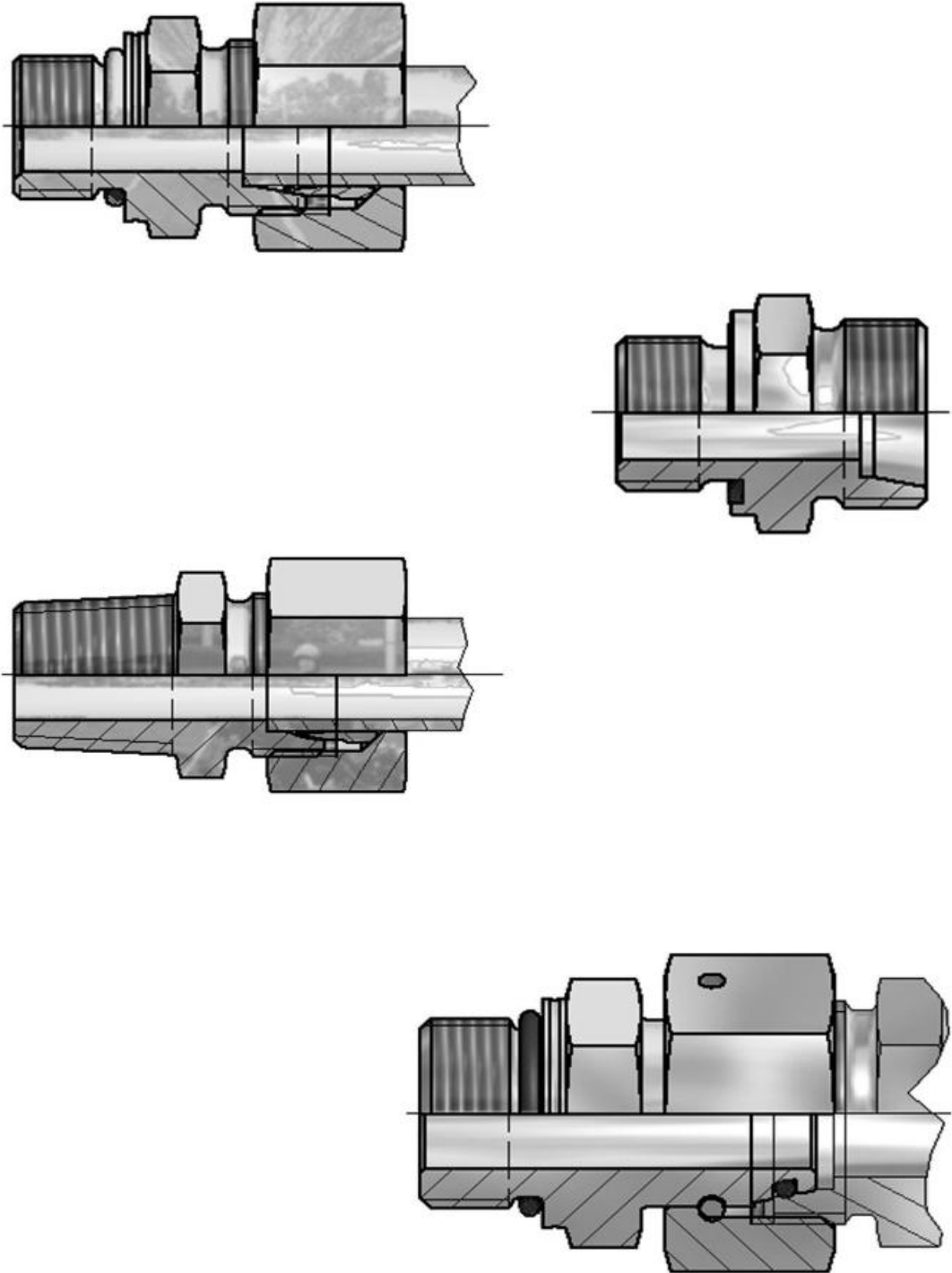
Reihe series	D	D1	G	G1	D2	L	S1	S2	Gewicht weight kg/100	Sach-Nr. comp.no.	Artikel-Nr. part.no.
S	8	6	M16x1,5	M14x1,5	2,5	34,0	19	17	5,10	54618/21	GVDR8/6Sc3d
PN 800	10	6	M18x1,5	M14x1,5	2,5	34,5	22	17	6,10	54619/21	GVDR10/6Sc3d
	10	8	M18x1,5	M16x1,5	4,0	34,5	22	19	6,70	54620/21	GVDR10/8Sc3d
PN 630	12	8	M20x1,5	M16x1,5	4,0	37,5	24	19	8,10	54622/21	GVDR12/8Sc3d
	12	10	M20x1,5	M18x1,5	6,0	38,0	24	22	8,90	54623/21	GVDR12/10Sc3d
	16	10	M24x1,5	M18x1,5	6,0	41,5	30	22	13,70	54624/21	GVDR16/10Sc3d
	16	12	M24x1,5	M20x1,5	8,0	41,5	30	24	14,20	54625/21	GVDR16/12Sc3d
PN 420	20	12	M30x2	M20x1,5	8,0	47,0	36	24	20,10	54626/21	GVDR20/12Sc3d
	20	16	M30x2	M24x1,5	11,0	47,5	36	30	23,10	54627/21	GVDR20/16Sc3d
	25	16	M36x2	M24x1,5	11,0	51,0	46	30	35,90	54628/21	GVDR25/16Sc3d
	25	20	M36x2	M30x2	14,0	53,0	46	36	39,80	54629/21	GVDR25/20Sc3d
	30	20	M42x2	M30x2	14,0	59,0	50	36	48,60	54631/21	GVDR30/20Sc3d
	30	25	M42x2	M36x2	18,0	60,5	50	46	58,90	54632/21	GVDR30/25Sc3d
	38	25	M52x2	M36x2	18,0	63,0	60	46	74,80	54634/21	GVDR38/25Sc3d
S/L	38	30	M52x2	M42x2	23,0	66,5	60	50	76,80	54635/21	GVDR38/30Sc3d
	16	15	M24x1,5	M22x1,5	10,0	41,0	30	27	16,10	54636/21	GVDR16S/15Lc3d
PN 400	20	18	M30x2	M26x1,5	13,0	47,0	36	32	23,10	54637/21	GVDR20S/18Lc3d
PN 250	25	22	M36x2	M30x2	17,0	50,5	46	36	36,40	54638/21	GVDR25S/22Lc3d
	30	28	M42x2	M36x2	22,0	58,0	50	41	49,20	54639/21	GVDR30S/28Lc3d

Serienmäßig mit O-Ring aus NBR / Auf Wunsch mit FKM lieferbar
Supplied with fitted NBR-O-ring / FKM on request

Andere Abmessungen auf Wunsch lieferbar
Other sizes on request

24°-DIN- Verschraubungen
24° DIN connectors

Gerade Einschraubverschraubungen / Straight male connectors

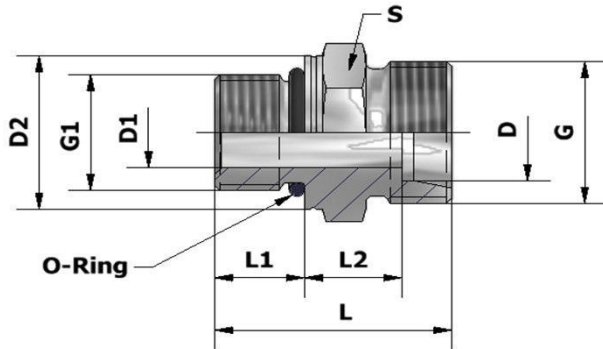


XGEO..M..ZP - Gerader Einschraubstutzen

Metr. Einschraubzapfen mit O-Ring (ISO 6149) / 24°-Anschluss

XGEO..M..ZP - Straight male stud connector

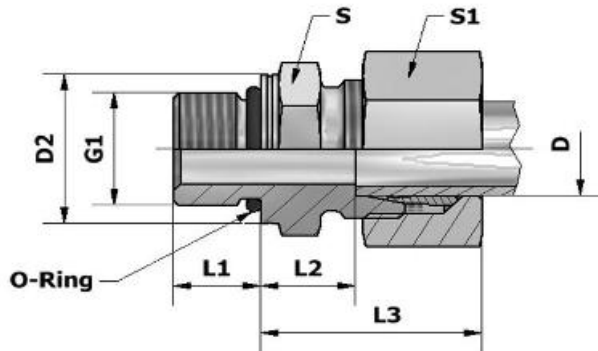
thread: metric parallel with O-ring (ISO 6149) / 24° cone end



Reihe series	D	G	G1	D1	D2	L	L1	L2	S	Gewicht weight kg/100	Sach-Nr. comp.no.	Artikel-Nr. part.no.
L	6	M12x1,5	M10x1	4,5	13,8	24,0	8,5	8,5	14	1,50	50285/21	XGEO6M10ZLPc3d
PN 500	8	M14x1,5	M12x1,5	6,0	16,8	28,0	11,0	10,0	17	2,30	50286/21	XGEO8M12ZLPc3d
	10	M16x1,5	M14x1,5	7,5	18,8	29,0	11,0	11,0	19	2,80	50287/21	XGEO10M14ZLPc3d
PN 400	10	M16x1,5	M18x1,5	8,0	23,8	32,0	12,5	12,5	24	5,20	17198/21	XGEO10M18ZLPc3d
	12	M18x1,5	M16x1,5	9,0	21,8	31,0	11,5	12,5	22	4,00	50288/21	XGEO12M16ZLPc3d
	12	M18x1,5	M18x1,5	10,0	23,8	32,0	12,5	12,5	24	5,10	17230/21	XGEO12M18ZLPc3d
	15	M22x1,5	M18x1,5	11,0	23,8	33,0	12,5	13,5	24	5,60	50289/21	XGEO15M18ZLPc3d
	18	M26x1,5	M22x1,5	14,0	26,8	35,0	13,0	14,5	27	8,00	50290/21	XGEO18M22ZLPc3d
PN 250	22	M30x2	M27x2	18,0	31,8	40,0	16,0	16,5	32	10,40	12569/21	XGEO22M27ZLPc3d
	28	M36x2	M33x2	23,0	40,8	41,0	16,0	17,5	41	17,10	50291/21	XGEO28M33ZLPc3d
	35	M45x2	M42x2	30,0	49,8	44,0	16,0	17,5	50	27,80	50292/21	XGEO35M42ZLPc3d
	42	M52x2	M48x2	36,0	54,8	47,5	17,5	19,0	55	34,00	50293/21	XGEO42M48ZLPc3d
S	6	M14x1,5	M12x1,5	4,0	16,8	31,0	11,0	13,0	17	2,90	50294/21	XGEO6M12ZSPc3d
PN 800	8	M16x1,5	M14x1,5	6,0	18,8	33,0	11,0	15,0	19	4,10	50295/21	XGEO8M14ZSPc3d
	10	M18x1,5	M16x1,5	7,0	21,8	35,0	12,5	15,0	22	5,50	50296/21	XGEO10M16ZSPc3d
PN 630	12	M20x1,5	M18x1,5	9,0	23,8	38,5	14,0	17,0	24	7,30	50297/21	XGEO12M18ZSPc3d
	16	M24x1,5	M22x1,5	12,0	26,8	42,0	15,0	18,5	27	10,20	12722/21	XGEO16M22ZSPc3d
PN 420	20	M30x2	M27x2	15,0	31,8	49,5	18,5	20,5	32	16,90	50298/21	XGEO20M27ZSPc3d
	25	M36x2	M33x2	20,0	40,8	53,5	18,5	23,0	41	27,40	50299/21	XGEO25M33ZSPc3d
	30	M42x2	M42x2	26,0	49,8	56,0	19,0	23,5	50	41,20	50300/21	XGEO30M42ZSPc3d
	38	M52x2	M48x2	32,0	54,9	63,5	21,5	26,0	55	58,00	50301/21	XGEO38M48ZSPc3d

Serienmäßig mit O-Ring aus NBR / Auf Wunsch mit FKM lieferbar
Supplied with fitted NBR-O-ring / FKM on request

GEO..M..ZP - Gerade Einschraubverschraubung
 Metr. Einschraubzapfen mit O-Ring (ISO 6149) / 24°-Anschluss
GEO..M..ZP - Straight male stud connector
 thread: metric parallel with O-ring (ISO 6149) / 24° cone end



Reihe series	D	G1	D2	L1	L2	L3	S	S1	Gewicht weight kg/100	Sach-Nr. comp.no.	Artikel-Nr. part.no.
L	6	M10x1	13,8	8,5	8,5	23	14	14	2,55	50302/21	GEO6M10ZLPc3d
PN 500	8	M12x1,5	16,8	11,0	10,0	25	17	17	3,90	50303/21	GEO8M12ZLPc3d
	10	M14x1,5	18,8	11,0	11,0	26	19	19	5,05	50304/21	GEO10M14ZLPc3d
PN 400	10	M18x1,5	23,8	12,5	12,5	27	24	19	7,45	19060/21	GEO10M18ZLPc3d
	12	M16x1,5	21,8	11,5	12,5	27	22	22	6,80	50305/21	GEO12M16ZLPc3d
	12	M18x1,5	23,8	12,5	12,5	27	24	22	7,90	19061/21	GEO12M18ZLPc3d
	15	M18x1,5	23,8	12,5	13,5	29	24	27	10,00	50306/21	GEO15M18ZLPc3d
	18	M22x1,5	26,8	13,0	14,5	31	27	32	14,45	50307/21	GEO18M22ZLPc3d
PN 250	22	M27x2	31,8	16,0	16,5	33	32	36	19,00	50308/21	GEO22M27ZLPc3d
	28	M33x2	40,8	16,0	17,5	34	41	41	26,35	50309/21	GEO28M33ZLPc3d
	35	M42x2	49,8	16,0	17,5	39	50	50	42,50	50310/21	GEO35M42ZLPc3d
	42	M48x2	54,8	17,5	19,0	42	55	60	57,10	50311/21	GEO42M48ZLPc3d
S	6	M12x1,5	16,8	11,0	13,0	28	17	17	4,55	50312/21	GEO6M12ZSPc3d
PN 800	8	M14x1,5	18,8	11,0	15,0	30	19	19	6,00	50313/21	GEO8M14ZSPc3d
	10	M16x1,5	21,8	12,5	15,0	31	22	22	8,75	50314/21	GEO10M16ZSPc3d
PN 630	12	M18x1,5	23,8	14,0	17,0	33	24	24	11,10	50315/21	GEO12M18ZSPc3d
	16	M22x1,5	26,8	15,0	18,5	37	27	30	16,60	50316/21	GEO16M22ZSPc3d
PN 420	20	M27x2	31,8	18,5	20,5	42	32	36	27,25	50317/21	GEO20M27ZSPc3d
	25	M33x2	40,8	18,5	23,0	47	41	46	47,95	50318/21	GEO25M33ZSPc3d
	30	M42x2	49,8	19,0	23,5	50	50	50	64,15	50319/21	GEO30M42ZSPc3d
	38	M48x2	54,9	21,5	26,0	57	55	60	90,90	50320/21	GEO38M48ZSPc3d

Serienmäßig mit O-Ring aus NBR / Auf Wunsch mit FKM lieferbar
 Supplied with fitted NBR-O-ring / FKM on request

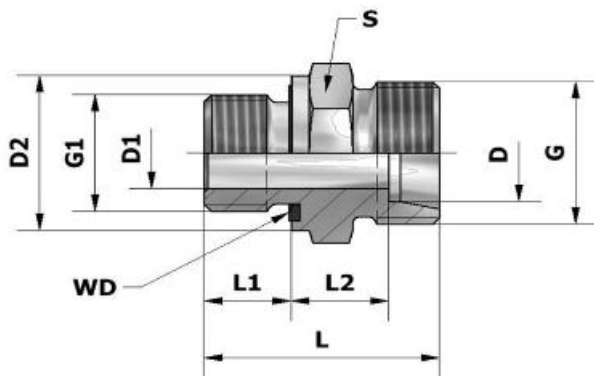
XGE..M..ZWD - Gerader Einschraubstutzen

Metr. Einschraubzapfen mit WD (ISO 9974) / 24°-Anschluss



XGE..M..ZWD - Straight male stud connector

thread: metric parallel with captive seal (ISO 9974) / 24° cone end



Reihe series	D	G	G1	D1	D2	L	L1	L2	S	Gewicht weight kg/100	Sach-Nr. comp.no.	Artikel-Nr. part.no.
L	6	M12x1,5	M10x1	4	14	23,5	8	8,5	14	1,30	1081/21	XGE6M10ZLWDPc3d
PN 500	8	M14x1,5	M12x1,5	6	17	29,0	12	10,0	17	2,20	1082/21	XGE8M12ZLWDPc3d
PN 315	10	M16x1,5	M12x1,5	6	17	30,0	12	11,0	17	2,30	14731/21	XGE10M12ZLWDPc3d
PN 500	10	M16x1,5	M14x1,5	7	19	30,0	12	11,0	19	2,90	1083/21	XGE10M14ZLWDPc3d
PN 420	10	M16x1,5	M16x1,5	8	22	31,5	12	12,5	22	4,00	8451/21	XGE10M16ZLWDPc3d
PN 400	10	M16x1,5	M18x1,5	8	24	31,5	12	12,5	24	5,00	9248/21	XGE10M18ZLWDPc3d
	10	M16x1,5	M22x1,5	8	27	35,0	14	14,0	27	8,00	8114/21	XGE10M22ZLWDPc3d
	12	M18x1,5	M14x1,5	7	19	30,0	12	11,0	19	3,00	13179/21	XGE12M14ZLWDPc3d
	12	M18x1,5	M16x1,5	9	22	31,5	12	12,5	22	4,00	1084/21	XGE12M16ZLWDPc3d
	12	M18x1,5	M18x1,5	10	24	31,5	12	12,5	24	4,70	9070/21	XGE12M18ZLWDPc3d
	12	M18x1,5	M22x1,5	10	27	35,0	14	14,0	27	7,50	4816/21	XGE12M22ZLWDPc3d
	15	M22x1,5	M16x1,5	9	22	32,0	12	13,0	24	6,40	8076/21	XGE15M16ZLWDPc3d
	15	M22x1,5	M18x1,5	11	24	32,5	12	13,5	24	5,10	1085/21	XGE15M18ZLWDPc3d
	15	M22x1,5	M22x1,5	12	27	36,0	14	15,0	27	7,70	8056/21	XGE15M22ZLWDPc3d
	18	M26x1,5	M18x1,5	11	24	33,5	12	14,0	27	6,80	9756/21	XGE18M18ZLWDPc3d
	18	M26x1,5	M22x1,5	14	27	36,0	14	14,5	27	7,40	1086/21	XGE18M22ZLWDPc3d
PN 250	22	M30x2	M22x1,5	14	27	38,0	14	16,5	32	9,70	8826/21	XGE22M22ZLWDPc3d
	22	M30x2	M26x1,5	18	32	40,0	16	16,5	32	10,30	1087/21	XGE22M26ZLWDPc3d
	28	M36x2	M33x2	23	40	43,0	18	17,5	41	16,80	1088/21	XGE28M33ZLWDPc3d
	35	M45x2	M42x2	30	50	48,0	20	17,5	50	28,10	1089/21	XGE35M42ZLWDPc3d
	42	M52x2	M48x2	36	55	52,0	22	19,0	55	35,60	1090/21	XGE42M48ZLWDPc3d
S	6	M14x1,5	M12x1,5	4	17	32,0	12	13,0	17	3,00	1091/21	XGE6M12ZSWDPc3d
PN 800	8	M16x1,5	M14x1,5	5	19	34,0	12	15,0	19	4,20	1092/21	XGE8M14ZSWDPc3d
	10	M18x1,5	M16x1,5	7	22	34,5	12	15,0	22	5,40	1093/21	XGE10M16ZSWDPc3d
PN 630	12	M20x1,5	M14x1,5	5	19	36,0	12	16,5	22	6,00	18360/21	XGE12M14ZSWDPc3d
	12	M20x1,5	M18x1,5	8	24	36,5	12	17,0	24	7,10	1094/21	XGE12M18ZSWDPc3d
	12	M20x1,5	M22x1,5	8	27	39,0	14	17,5	27	10,20	9754/21	XGE12M22ZSWDPc3d
	16	M24x1,5	M18x1,5	8	24	38,5	12	18,0	27	8,80	17677/21	XGE16M18ZSWDPc3d
	16	M24x1,5	M22x1,5	12	27	41,0	14	18,5	27	9,50	1096/21	XGE16M22ZSWDPc3d
PN 420	20	M30x2	M27x2	16	32	47,0	16	20,5	32	15,00	1097/21	XGE20M27ZSWDPc3d
	25	M36x2	M33x2	20	40	53,0	18	23,0	41	26,40	1098/21	XGE25M33ZSWDPc3d
	30	M42x2	M42x2	25	50	57,0	20	23,5	50	42,20	1099/21	XGE30M42ZSWDPc3d
	38	M52x2	M48x2	32	55	64,0	22	26,0	55	56,90	1100/21	XGE38M48ZSWDPc3d

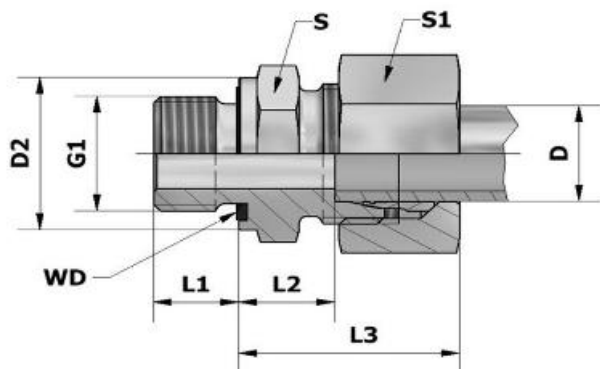
Serienmäßig mit Weichdichtung aus NBR / Auf Wunsch mit FKM lieferbar
Supplied with fitted NBR-sealing / FKM on request

GE..M..ZWD - Gerade Einschraubverschraubung

Metr. Einschraubzapfen mit WD (ISO 9974) / 24°-Anschluss

GE..M..ZWD - Straight male stud connector

thread: metric parallel with captive seal (ISO 9974) / 24° cone end



Reihe series	D	G1	D2	L1	L2	L3	S	S1	Gewicht weight kg/100	Sach-Nr. comp. no.	Artikel-Nr. part. no.
L	6	M10x1	14	8	8,5	23	14,0	14	2,35	4903/21	GE6M10ZLWDPc3d
PN 500	8	M12x1,5	17	12	10,0	25	17,0	17	3,80	4904/21	GE8M12ZLWDPc3d
PN 315	10	M12x1,5	17	12	11,0	26	17,0	19	4,55	13776/21	GE10M12ZLWDPc3d
PN 500	10	M14x1,5	19	12	11,0	26	19,0	19	5,15	4905/21	GE10M14ZLWDPc3d
PN 420	10	M16x1,5	22	12	12,5	24	22,0	19	6,25	9247/21	GE10M16ZLWDPc3d
PN 400	10	M18x1,5	24	12	12,5	27	24,0	19	7,25	9249/21	GE10M18ZLWDPc3d
	10	M22x1,5	27	14	14,0	29	27,0	19	10,25	9178/21	GE10M22ZLWDPc3d
	12	M14x1,5	19	12	11,0	26	19,0	22	5,80	18572/21	GE12M14ZLWDPc3d
	12	M16x1,5	22	12	12,5	27	22,0	22	6,80	4906/21	GE12M16ZLWDPc3d
	12	M18x1,5	24	12	12,5	27	24,0	22	7,50	9250/21	GE12M18ZLWDPc3d
	12	M22x1,5	27	14	14,0	29	27,0	22	10,30	9251/21	GE12M22ZLWDPc3d
	15	M16x1,5	22	12	13,0	28	24,0	27	10,80	9252/21	GE15M16ZLWDPc3d
	15	M18x1,5	24	12	13,5	29	24,0	27	9,50	4907/21	GE15M18ZLWDPc3d
	15	M22x1,5	27	14	15,0	30	27,0	27	12,10	9253/21	GE15M22ZLWDPc3d
	18	M18x1,5	24	12	14,0	30	27,0	32	13,25	9767/21	GE18M18ZLWDPc3d
	18	M22x1,5	27	14	14,5	31	27,0	32	13,85	4908/21	GE18M22ZLWDPc3d
PN 250	22	M22x1,5	27	14	16,5	33	32,0	36	18,60	8928/21	GE22M22ZLWDPc3d
	22	M26x1,5	32	16	16,5	33	32,0	36	18,90	4909/21	GE22M26ZLWDPc3d
	28	M33x2	40	18	17,5	34	41,0	41	26,05	4910/21	GE28M33ZLWDPc3d
	35	M42x2	50	20	17,5	39	50,0	50	42,80	4911/21	GE35M42ZLWDPc3d
	42	M48x2	55	22	19,0	42	55,0	60	58,70	4912/21	GE42M48ZLWDPc3d
S	6	M12x1,5	17	12	13,0	28	17,0	17	4,65	4913/21	GE6M12ZSWDPc3d
PN 800	8	M14x1,5	19	12	15,0	30	19,0	19	6,10	4914/21	GE8M14ZSWDPc3d
	10	M16x1,5	22	12	15,0	31	22,0	22	8,65	4915/21	GE10M16ZSWDPc3d
PN 630	12	M14x1,5	19	12	16,5	33	22,0	24	9,80	19051/21	GE12M14ZSWDPc3d
	12	M18x1,5	24	12	17,0	33	24,0	24	10,90	4916/21	GE12M18ZSWDPc3d
	12	M22x1,5	27	14	17,5	34	27,0	24	14,00	9768/21	GE12M22ZSWDPc3d
	16	M18x1,5	24	12	18,0	36	27,0	30	15,20	18718/21	GE16M18ZSWDPc3d
	16	M22x1,5	27	14	18,5	37	27,0	30	15,90	4918/21	GE16M22ZSWDPc3d
PN 420	20	M27x2	32	16	20,5	42	32,0	36	25,35	4919/21	GE20M27ZSWDPc3d
	25	M33x2	40	18	23,0	47	41,0	46	46,95	4920/21	GE25M33ZSWDPc3d
	30	M42x2	50	20	23,5	50	50,0	50	65,15	4921/21	GE30M42ZSWDPc3d
	38	M48x2	55	22	26,0	57	55,0	60	89,80	4822/21	GE38M48ZSWDPc3d

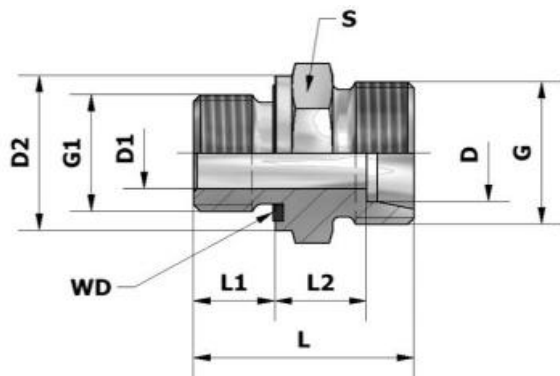
Serienmäßig mit Weichdichtung aus NBR / Auf Wunsch mit FKM lieferbar
Supplied with fitted NBR-sealing / FKM on request

XGE..R..ZWD - Gerader Einschraubstutzen

Zöll. Einschraubzapfen mit WD (ISO 1179) / 24°-Anschluss

XGE..R..ZWD - Straight male stud connector

thread: BSP parallel with captive seal (ISO 1179) / 24° cone end



Reihe series	D	G	G1	D1	D2	L	L1	L2	S	Gewicht weight kg/100	Sach-Nr. comp. no.	Artikel-Nr. part. no.
LL	4	M8x1	G 1/8 A	3	14	20,0	6,5	9,5	14	1,00	18608/21	XGE4R1/8ZLLWDPc3d
PN 100	6	M10x1	G 1/8 A	4	14	20,0	6,5	8,0	14	1,10	8224/21	XGE6R1/8ZLLWDPc3d
L	6	M12x1,5	G 1/8 A	4	14	23,5	8,0	8,5	14	1,30	1060/21	XGE6R1/8ZLWDPc3d
PN 500	6	M12x1,5	G 1/4 A	4	19	29,0	12,0	10,0	19	2,80	14427/21	XGE6R1/4ZLWDPc3d
PN 420	6	M12x1,5	G 3/8 A	4	22	30,5	12,0	11,5	22	4,40	17068/21	XGE6R3/8ZLWDPc3d
PN 500	8	M14x1,5	G 1/8 A	4	14	24,5	8,0	9,5	14	1,60	12521/21	XGE8R1/8ZLWDPc3d
	8	M14x1,5	G 1/4 A	6	19	29,0	12,0	10,0	19	2,70	1061/21	XGE8R1/4ZLWDPc3d
PN 420	8	M14x1,5	G 3/8 A	6	22	30,5	12,0	11,5	22	4,50	1062/21	XGE8R3/8ZLWDPc3d
PN 400	8	M14x1,5	G 1/2 A	6	27	33,0	14,0	12,0	27	7,40	9686/21	XGE8R1/2ZLWDPc3d
PN 500	10	M16x1,5	G 1/8 A	4	14	25,5	8,0	10,5	17	2,10	17622/21	XGE10R1/8ZLWDPc3d
	10	M16x1,5	G 1/4 A	6	19	30,0	12,0	11,0	19	2,90	1063/21	XGE10R1/4ZLWDPc3d
PN 420	10	M16x1,5	G 3/8 A	8	22	31,5	12,0	12,5	22	4,30	8126/21	XGE10R3/8ZLWDPc3d
PN 400	10	M16x1,5	G 1/2 A	8	27	34,0	14,0	13,0	27	7,10	14189/21	XGE10R1/2ZLWDPc3d
PN 420	12	M18x1,5	G 1/8 A	4	14	26,5	8,0	11,5	19	2,60	17638/21	XGE12R1/8ZLWDPc3d
PN 400	12	M18x1,5	G 1/4 A	6	19	31,0	12,0	12,0	19	3,10	8054/21	XGE12R1/4ZLWDPc3d
PN 420	12	M18x1,5	G 3/8 A	9	22	31,5	12,0	12,5	22	4,10	1064/21	XGE12R3/8ZLWDPc3d
PN 400	12	M18x1,5	G 1/2 A	10	27	34,0	14,0	13,0	27	6,70	4818/21	XGE12R1/2ZLWDPc3d
PN 250	12	M18x1,5	G 3/4 A	10	32	37,0	16,0	14,0	32	11,80	14768/21	XGE12R3/4ZLWDPc3d
PN 400	15	M22x1,5	G 3/8 A	9	22	32,5	12,0	13,5	24	5,40	12809/21	XGE15R3/8ZLWDPc3d
	15	M22x1,5	G 1/2 A	11	27	35,0	14,0	14,0	27	7,20	1065/21	XGE15R1/2ZLWDPc3d
PN 250	15	M22x1,5	G 3/4 A	12	32	38,0	16,0	15,0	32	11,60	14911/21	XGE15R3/4ZLWDPc3d
PN 400	18	M26x1,5	G 3/8 A	9	22	33,5	12,0	14,0	27	6,60	17641/21	XGE18R3/8ZLWDPc3d
	18	M26x1,5	G 1/2 A	14	27	36,0	14,0	14,5	27	7,10	1066/21	XGE18R1/2ZLWDPc3d
PN 250	18	M26x1,5	G 3/4 A	15	32	38,0	16,0	14,5	32	11,00	8520/21	XGE18R3/4ZLWDPc3d
	22	M30x2	G 1/2 A	14	27	38,0	14,0	16,5	32	9,10	14210/21	XGE22R1/2ZLWDPc3d
	22	M30x2	G 3/4 A	18	32	40,0	16,0	16,5	32	10,20	1067/21	XGE22R3/4ZLWDPc3d
	22	M30x2	G 1 A	19	40	43,0	18,0	17,5	41	18,80	15037/21	XGE22R1ZLWDPc3d
	28	M36x2	G 3/4 A	18	32	41,0	16,0	17,5	41	15,90	14681/21	XGE28R3/4ZLWDPc3d
	28	M36x2	G 1 A	23	40	43,0	18,0	17,5	41	17,00	1068/21	XGE28R1ZLWDPc3d
	28	M36x2	G 1 1/4 A	24	50	46,0	20,0	18,5	50	31,60	14433/21	XGE28R1 1/4 ZLWDPc3d
	35	M45x2	G 1 A	23	40	46,0	18,0	17,5	46	22,60	14438/21	XGE35R1ZLWDPc3d
	35	M45x2	G 1 1/4 A	30	50	48,0	20,0	17,5	50	27,20	1069/21	XGE35R1 1/4 ZLWDPc3d
	35	M45x2	G 1 1/2 A	30	55	52,0	22,0	19,5	55	42,30	13109/21	XGE35R1 1/2 ZLWDPc3d
	42	M52x2	G 1 A	23	40	48,0	18,0	19,0	55	32,40	18740/21	XGE42R1ZLWDPc3d
	42	M52x2	G 1 1/4 A	30	50	50,0	20,0	19,0	55	34,80	18009/21	XGE42R1 1/4 ZLWDPc3d
	42	M52x2	G 1 1/2 A	36	55	52,0	22,0	19,0	55	34,3	1070/21	XGE42R1 1/2 ZLWDPc3d

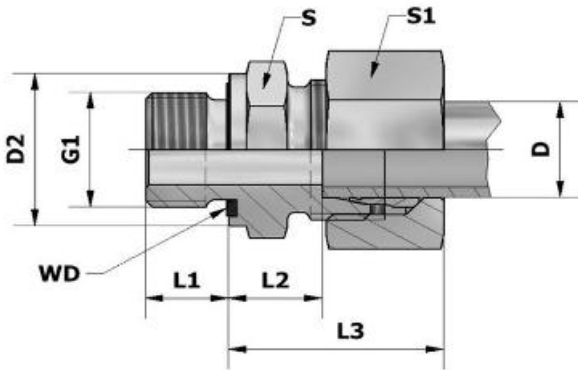
Serienmäßig mit Weichdichtung aus NBR / Auf Wunsch mit FKM lieferbar
Supplied with fitted NBR-sealing / FKM on request

GE..R..ZWD - Gerade Einschraubverschraubung

Zöll. Einschraubzapfen mit WD (ISO 1179) / 24°-Anschluss

GE..R..ZWD - Straight male stud connector

thread: BSP parallel with captive seal (ISO 1179) / 24° cone end



Reihe series	D	G1	D2	L1	L2	L3	S	S1	Gewicht weight kg/100	Sach-Nr. comp.no.	Artikel-Nr. part.no.
LL	4	G 1/8 A	14	6,5	9,5	19	14	10	1,45	14201/21	GE4R1/8ZLLWDPc3d
PN 100	6	G 1/8 A	14	6,5	8,0	20	14	12	1,69	14199/21	GE6R1/8ZLLWDPc3d
L	6	G 1/8 A	14	8,0	8,5	23	14	14	2,35	4923/21	GE6R1/8ZLWDPc3d
PN 500	6	G 1/4 A	19	12,0	10,0	25	19	14	3,85	13915/21	GE6R1/4ZLWDPc3d
PN 420	6	G 3/8 A	22	12,0	11,5	26	22	14	5,45	14124/21	GE6R3/8ZLWDPc3d
PN 500	8	G 1/8 A	14	8,0	9,5	24	14	17	3,20	14191/21	GE8R1/8ZLWDPc3d
	8	G 1/4 A	19	12,0	10,0	25	19	17	4,30	4924/21	GE8R1/4ZLWDPc3d
PN 420	8	G 3/8 A	22	12,0	11,5	26	22	17	6,10	4925/21	GE8R3/8ZLWDPc3d
PN 400	8	G 1/2 A	27	14,0	12,0	27	27	17	9,00	14187/21	GE8R1/2ZLWDPc3d
PN 500	10	G 1/8 A	14	8,0	10,5	25	17	19	4,35	14555/21	GE10R1/8ZLWDPc3d
	10	G 1/4 A	19	12,0	11,0	26	19	19	5,15	4926/21	GE10R1/4ZLWDPc3d
PN 420	10	G 3/8 A	22	12,0	12,5	27	22	19	6,55	4927/21	GE10R3/8ZLWDPc3d
PN 400	10	G 1/2 A	27	14,0	13,0	28	27	19	9,35	14190/21	GE10R1/2ZLWDPc3d
PN 420	12	G 1/8 A	14	8,0	11,5	26	19	22	5,40	18016/21	GE12R1/8ZLWDPc3d
PN 400	12	G 1/4 A	19	12,0	12,0	27	19	22	5,90	4928/21	GE12R1/4ZLWDPc3d
PN 420	12	G 3/8 A	22	12,0	12,5	27	22	22	6,90	4930/21	GE12R3/8ZLWDPc3d
PN 400	12	G 1/2 A	27	14,0	13,0	28	27	22	9,50	4929/21	GE12R1/2ZLWDPc3d
PN 250	12	G 3/4 A	32	16,0	14,0	29	32	22	14,60	14561/21	GE12R3/4ZLWDPc3d
PN 400	15	G 3/8 A	22	12,0	13,5	29	24	27	9,80	14186/21	GE15R3/8ZLWDPc3d
	15	G 1/2 A	27	14,0	14,0	29	27	27	11,60	4931/21	GE15R1/2ZLWDPc3d
PN 250	15	G 3/4 A	32	16,0	15,0	30	32	27	16,00	14564/21	GE15R3/4ZLWDPc3d
PN 400	18	G 3/8 A	22	12,0	14,0	30	27	32	13,05	14565/21	GE18R3/8ZLWDPc3d
	18	G 1/2 A	27	14,0	14,5	31	27	32	13,55	4932/21	GE18R1/2ZLWDPc3d
PN 250	18	G 3/4 A	32	16,0	14,5	31	32	32	17,45	9763/21	GE18R3/4ZLWDPc3d
	22	G 1/2 A	27	14,0	16,5	33	32	36	17,70	16071/21	GE22R1/2ZLWDPc3d
	22	G 3/4 A	32	16,0	16,5	33	32	36	18,80	4933/21	GE22R3/4ZLWDPc3d
	22	G 1 A	40	18,0	17,5	34	41	36	27,40	17363/21	GE22R1ZLWDPc3d
	28	G 3/4 A	32	16,0	17,5	34	41	41	25,15	17846/21	GE28R3/4ZLWDPc3d
	28	G 1 A	40	18,0	17,5	34	41	41	26,25	4934/21	GE28R1ZLWDPc3d
	28	G 1 1/4 A	50	20,0	18,5	35	50	41	40,85	17960/21	GE28R1 1/2 ZLWDPc3d
	35	G 1 A	40	18,0	17,5	39	46	50	37,30	19053/21	GE35R1ZLWDPc3d
	35	G 1 1/4 A	50	20,0	17,5	39	50	50	41,90	4935/21	GE35R1 1/2 ZLWDPc3d
	35	G 1 1/2 A	55	22,0	19,5	41	55	50	57,00	18005/21	GE35R1 1/2 ZLWDPc3d
	42	G 1 A	40	18,0	19,0	42	55	60	55,50	19054/21	GE42R1ZLWDPc3d
	42	G 1 1/4 A	50	20,0	19,0	42	55	60	57,90	19055/21	GE42R1 1/2 ZLWDPc3d
	42	G 1 1/2 A	55	22,0	19,0	42	55	60	57,40	4936/21	GE42R1 1/2 ZLWDPc3d

Serienmäßig mit Weichdichtung aus NBR / Auf Wunsch mit FKM lieferbar
 Supplied with fitted NBR-sealing / FKM on request

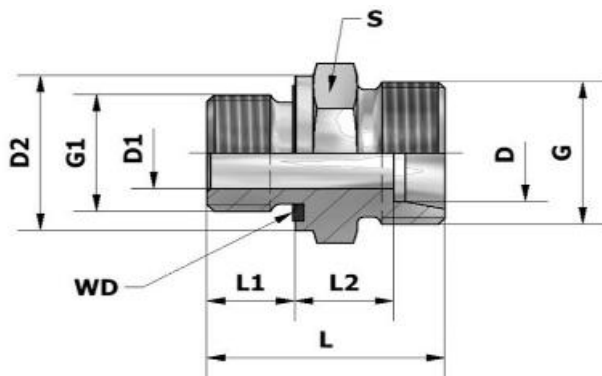
XGE..R..ZWD - Gerader Einschraubstutzen

Zöll. Einschraubzapfen mit WD (ISO 1179) / 24°-Anschluss

XGE..R..ZWD - Straight male stud connector

thread: BSP parallel with captive seal (ISO 1179) / 24° cone end

arco



Reihe series	D	G	G1	D1	D2	L	L1	L2	S	Gewicht weight kg/100	Sach-Nr. comp.no.	Artikel-Nr. part.no.
S	6	M14x1,5	G 1/4 A	4	19	32,0	12	13,0	19	3,50	1071/21	XGE6R1/4ZSWDPc3d
PN 630	6	M14x1,5	G 3/8 A	4	22	34,5	12	15,5	22	5,20	19035/21	XGE6R3/8ZSWDPc3d
PN 800	8	M16x1,5	G 1/4 A	5	19	34,0	12	15,0	19	4,10	1072/21	XGE8R1/4ZSWDPc3d
	8	M16x1,5	G 3/8 A	5	22	34,5	12	15,5	22	5,70	14245/21	XGE8R3/8ZSWDPc3d
PN 630	8	M16x1,5	G 1/2 A	5	27	39,0	14	18,0	27	8,90	19036/21	XGE8R1/2ZSWDPc3d
PN 800	10	M18x1,5	G 1/4 A	5	19	34,0	12	14,5	19	4,20	9717/21	XGE10R1/4ZSWDPc3d
	10	M18x1,5	G 3/8 A	7	22	34,5	12	15,0	22	4,50	1073/21	XGE10R3/8ZSWDPc3d
PN 630	12	M20x1,5	G 1/4 A	5	19	36,0	12	16,5	22	6,10	14158/21	XGE12R1/4ZSWDPc3d
	12	M20x1,5	G 3/8 A	8	22	36,5	12	17,0	22	6,20	1074/21	XGE12R3/8ZSWDPc3d
	12	M20x1,5	G 1/2 A	8	27	39,0	14	17,5	27	9,90	8058/21	XGE12R1/2ZSWDPc3d
	16	M24x1,5	G 3/8 A	8	22	38,5	12	18,0	27	8,30	17700/21	XGE16R3/8ZSWDPc3d
	16	M24x1,5	G 1/2 A	12	27	41,0	14	18,5	27	9,10	1076/21	XGE16R1/2ZSWDPc3d
PN 420	16	M24x1,5	G 3/4 A	12	32	45,0	16	20,5	27	15,20	8124/21	XGE16R3/4ZSWDPc3d
	20	M30x2	G 1/2 A	12	27	45,0	14	20,5	32	14,20	8426/21	XGE20R1/2ZSWDPc3d
	20	M30x2	G 3/4 A	16	32	47,0	16	20,5	32	14,90	1077/21	XGE20R3/4ZSWDPc3d
	20	M30x2	G 1 A	16	40	51,0	18	22,5	32	16,50	17671/21	XGE20R1ZSWDPc3d
	25	M36x2	G 1/2 A	12	27	59,0	14	23,0	41	22,80	9867/21	XGE25R1/2ZSWDPc3d
	25	M36x2	G 3/4 A	16	32	51,0	16	23,0	41	25,50	8455/21	XGE25R3/4ZSWDPc3d
	25	M36x2	G 1 A	20	40	53,0	18	23,0	41	26,60	1078/21	XGE25R1ZSWDPc3d
	25	M36x2	G 1 1/4 A	20	50	55,0	20	23,0	50	41,10	8656/21	XGE25R1 1/4 ZSWDPc3d
PN 315	25	M36x2	G 1 1/2 A	20	55	60,0	22	26,0	55	54,90	8427/21	XGE25R1 1/2 ZSWDPc3d
PN 420	30	M42x2	G 1 A	20	40	55,0	18	23,5	46	36,40	17530/21	XGE30R1ZSWDPc3d
	30	M42x2	G 1 1/4 A	25	50	57,0	20	23,5	50	41,80	1079/21	XGE30R1 1/4 ZSWDPc3d
PN 315	30	M42x2	G 1 1/2 A	25	55	62,0	22	26,5	55	53,00	8428/21	XGE30R1 1/2 ZSWDPc3d
PN 420	38	M52x2	G 1 1/4 A	25	50	52,0	20	26,0	55	57,50	15035/21	XGE38R1 1/4 ZSWDPc3d
	38	M52x2	G 1 1/2 A	32	55	64,0	22	26,0	55	56,30	1080/21	XGE38R1 1/2 ZSWDPc3d

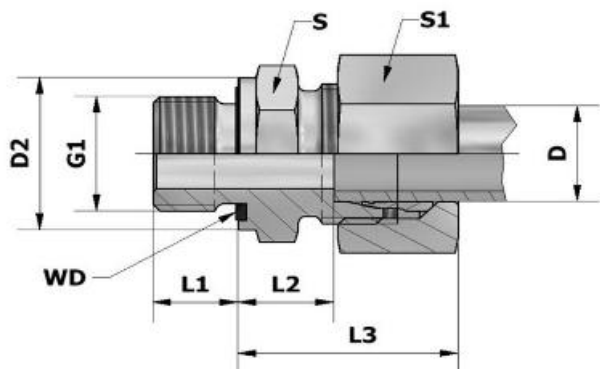
Serienmäßig mit Weichdichtung aus NBR / Auf Wunsch mit FKM lieferbar
Supplied with fitted NBR-sealing / FKM on request

GE..R..ZWD - Gerade Einschraubverschraubung

Zöll. Einschraubzapfen mit WD (ISO 1179) / 24°-Anschluss

GE..R..ZWD - Straight male stud connector

thread: BSP parallel with captive seal (ISO 1179) / 24° cone end



Reihe series	D	G1	D2	L1	L2	L3	S	S1	Gewicht weight kg/100	Sach-Nr. comp.no.	Artikel-Nr. part.no.
S	6	G 1/4 A	19	12	13,0	28	19	17	5,15	4937/21	GE6R1/4ZSWDPc3d
PN 630	6	G 3/8 A	22	12	15,5	30	22	17	6,85	19056/21	GE6R3/8ZSWDPc3d
PN 800	8	G 1/4 A	19	12	15,0	30	19	19	6,00	4938/21	GE8R1/4ZSWDPc3d
	8	G 3/8 A	22	12	15,5	30	22	19	7,60	18424/21	GE8R3/8ZSWDPc3d
PN 630	8	G 1/2 A	27	14	18,0	33	27	19	10,80	18889/21	GE8R1/2ZSWDPc3d
PN 800	10	G 1/4 A	19	12	14,5	31	19	22	7,45	9764/21	GE10R1/4ZSWDPc3d
	10	G 3/8 A	22	12	15,0	31	22	22	8,75	4939/21	GE10R3/8ZSWDPc3d
PN 630	12	G 1/4 A	19	12	16,5	33	22	24	9,90	14374/21	GE12R1/4ZSWDPc3d
	12	G 3/8 A	22	12	17,0	33	22	24	10,00	4941/21	GE12R3/8ZSWDPc3d
	12	G 1/2 A	27	14	17,5	34	27	24	13,70	4940/21	GE12R1/2ZSWDPc3d
	16	G 3/8 A	22	12	18,0	36	27	30	14,70	14357/21	GE16R3/8ZSWDPc3d
	16	G 1/2 A	27	14	18,5	37	27	30	15,50	4943/21	GE16R1/2ZSWDPc3d
PN 420	16	G 3/4 A	32	16	20,5	39	32	30	21,60	9765/21	GE16R3/4ZSWDPc3d
	20	G 1/2 A	27	14	20,5	42	32	36	24,55	14566/21	GE20R1/2ZSWDPc3d
	20	G 3/4 A	32	16	20,5	42	32	36	25,25	4944/21	GE20R3/4ZSWDPc3d
	20	G 1 A	40	18	22,5	44	41	36	26,85	14567/21	GE20R1ZSWDPc3d
	25	G 1/2 A	27	14	23,0	47	41	46	43,35	18925/21	GE25R1/2ZSWDPc3d
	25	G 3/4 A	32	16	23,0	47	41	46	46,05	9766/21	GE25R3/4ZSWDPc3d
	25	G 1 A	40	18	23,0	47	41	46	47,15	4945/21	GE25R1ZSWDPc3d
	25	G 1 1/4 A	50	20	23,0	47	50	46	61,65	19057/21	GE25R1 1/2 ZSWDPc3d
PN 315	25	G 1 1/2 A	55	22	26,0	50	55	46	75,45	19058/21	GE25R1 1/2 ZSWDPc3d
PN 420	30	G 1 A	40	18	23,5	50	46	50	57,35	18363/21	GE30R1ZSWDPc3d
	30	G 1 1/4 A	50	20	23,5	50	50	50	64,75	4946/21	GE30R1 1/2 ZSWDPc3d
PN 315	30	G 1 1/2 A	55	22	26,5	53	55	50	75,95	19059/21	GE30R1 1/2 ZSWDPc3d
PN 420	38	G 1 1/4 A	50	20	26,0	57	55	60	90,40	19015/21	GE38R1 1/2 ZSWDPc3d
	38	G 1 1/2 A	55	22	26,0	57	55	60	89,20	4947/21	GE38R1 1/2 ZSWDPc3d

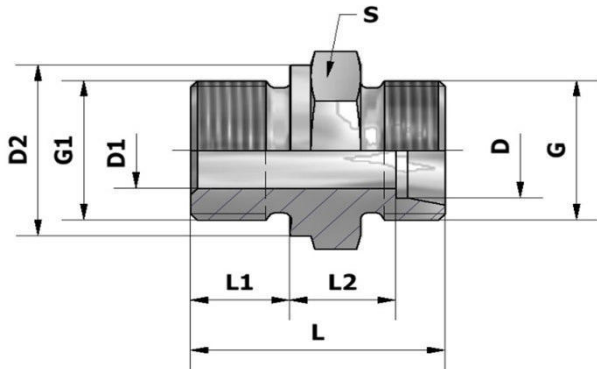
Serienmäßig mit Weichdichtung aus NBR / Auf Wunsch mit FKM lieferbar
Supplied with fitted NBR-sealing / FKM on request

XGE..M..Z - Gerader Einschraubstutzen

Metr. Einschraubzapfen mit Dichtkante (ISO 9974) / 24°-Anschluss

XGE..M..Z - Straight male stud connector

thread: metric parallel metal-to-metal sealing (ISO 9974) / 24° cone end



Reihe series	D	G	G1	D1	D2	L	L1	L2	S	Gewicht weight kg/100	Sach-Nr. comp.no.	Artikel-Nr. part.no.
L	6	M12x1,5	M10x1	4	14	23,5	8	8,5	14	1,30	67/21	XGE6M10ZLc3d
PN 315	8	M14x1,5	M12x1,5	6	17	29,0	12	10,0	17	2,20	70/21	XGE8M12ZLc3d
	10	M16x1,5	M12x1,5	6	17	30,0	12	11,0	17	2,50	74/21	XGE10M12ZLc3d
	10	M16x1,5	M14x1,5	7	19	30,0	12	11,0	19	3,10	75/21	XGE10M14ZLc3d
	10	M16x1,5	M16x1,5	8	21	31,5	12	12,0	22	4,10	77/21	XGE10M16ZLc3d
	12	M18x1,5	M14x1,5	7	19	30,0	12	11,0	19	3,00	4962/21	XGE12M14ZLc3d
	12	M18x1,5	M16x1,5	9	21	31,5	12	12,5	22	4,00	79/21	XGE12M16ZLc3d
	12	M18x1,5	M18x1,5	10	23	31,5	12	12,5	24	4,70	80/21	XGE12M18ZLc3d
	12	M18x1,5	M22x1,5	10	27	35,0	14	14,0	27	7,60	81/21	XGE12M22ZLc3d
PN 250	15	M22x1,5	M16x1,5	9	21	32,0	12	13,0	24	5,00	82/21	XGE15M16ZLc3d
	15	M22x1,5	M18x1,5	11	23	32,5	12	13,5	24	5,20	83/21	XGE15M18ZLc3d
	15	M22x1,5	M22x1,5	12	27	36,0	14	15,0	27	7,70	84/21	XGE15M22ZLc3d
	18	M26x1,5	M18x1,5	11	23	33,5	12	14,0	27	6,80	85/21	XGE18M18ZLc3d
	18	M26x1,5	M22x1,5	14	27	36,0	14	14,5	27	7,70	86/21	XGE18M22ZLc3d
PN 160	22	M30x2	M22x1,5	14	27	38,0	14	16,5	32	9,20	13377/21	XGE22M22ZLc3d
	22	M30x2	M26x1,5	18	31	40,0	16	16,5	32	10,20	87/21	XGE22M26ZLc3d
	28	M36x2	M33x2	23	39	43,0	18	17,5	41	16,80	88/21	XGE28M33ZLc3d
	35	M45x2	M42x2	30	49	48,0	20	17,5	50	28,00	89/21	XGE35M42ZLc3d
	42	M52x2	M48x2	36	55	52,0	22	19,0	55	35,40	90/21	XGE42M48ZLc3d
S	6	M14x1,5	M12x1,5	4	17	32,0	12	13,0	17	3,00	91/21	XGE6M12ZSc3d
	8	M16x1,5	M14x1,5	5	19	34,0	12	15,0	19	4,30	92/21	XGE8M14ZSc3d
	10	M18x1,5	M16x1,5	7	21	34,5	12	15,0	22	5,40	93/21	XGE10M16ZSc3d
	12	M20x1,5	M18x1,5	8	23	36,5	12	17,0	24	7,20	94/21	XGE12M18ZSc3d
	12	M20x1,5	M22x1,5	8	27	39,0	14	17,5	27	10,30	95/21	XGE12M22ZSc3d
	16	M24x1,5	M18x1,5	8	23	38,5	12	18,0	27	8,80	14206/21	XGE16M18ZSc3d
	16	M24x1,5	M22x1,5	12	27	41,0	14	18,5	27	9,70	97/21	XGE16M22ZSc3d
	20	M30x2	M27x2	16	32	47,0	16	20,5	32	15,50	98/21	XGE20M27ZSc3d
PN 250	25	M36x2	M33x2	20	39	53,0	18	23,0	41	26,80	99/21	XGE25M33ZSc3d
PN 160	30	M42x2	M42x2	25	49	57,0	20	23,5	50	42,10	100/21	XGE30M42ZSc3d
	38	M52x2	M48x2	32	55	64,0	22	26,0	55	56,80	101/21	XGE38M48ZSc3d

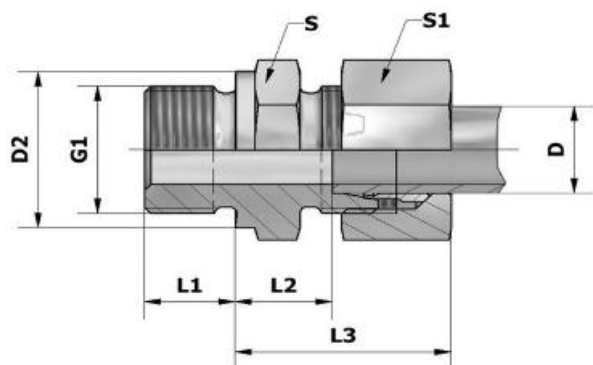
Auf Wunsch mit Einschraubzapfen Form A (DIN 3852) lieferbar
Threaded plug form A (DIN 3852) supplied on request

GE..M..Z - Gerade Einschraubverschraubung

Metr. Einschraubzapfen mit Dichtkante (ISO 9974) / 24°-Anschluss

GE..M..Z - Straight male stud connector

thread: metric parallel metal-to-metal sealing (ISO 9974) / 24° cone end



Reihe series	D	G1	D2	L1	L2	L3	S	S1	Gewicht weight kg/100	Sach-Nr. comp.no.	Artikel-Nr. part.no.
L	6	M10x1	14	8	8,5	23	14	14	2,35	1147/21	GE6M10ZLc3d
PN 315	8	M12x1,5	17	12	10,0	25	17	17	3,80	1150/21	GE8M12ZLc3d
	10	M12x1,5	17	12	11,0	26	17	19	4,75	1153/21	GE10M12ZLc3d
	10	M14x1,5	19	12	11,0	26	19	19	5,35	1154/21	GE10M14ZLc3d
	10	M16x1,5	21	12	12,0	27	22	19	6,35	1998/21	GE10M16ZLc3d
	12	M14x1,5	19	12	11,0	26	19	22	5,80	4961/21	GE12M14ZLc3d
	12	M16x1,5	21	12	12,5	27	22	22	6,80	1156/21	GE12M16ZLc3d
	12	M18x1,5	23	12	12,5	27	24	22	7,50	1157/21	GE12M18ZLc3d
	12	M22x1,5	27	14	14,0	29	27	22	10,40	4976/21	GE12M22ZLc3d
PN 250	15	M16x1,5	21	12	13,0	28	24	27	9,40	1158/21	GE15M16ZLc3d
	15	M18x1,5	23	12	13,5	29	24	27	9,60	1159/21	GE15M18ZLc3d
	15	M22x1,5	27	14	15,0	30	27	27	12,10	2023/21	GE15M22ZLc3d
	18	M18x1,5	23	12	14,0	30	27	32	13,25	1160/21	GE18M18ZLc3d
	18	M22x1,5	27	14	14,5	31	27	32	14,15	1161/21	GE18M22ZLc3d
PN 160	22	M22x1,5	27	14	16,5	33	32	36	17,80	17925/21	GE22M22ZLc3d
	22	M26x1,5	31	16	16,5	33	32	36	18,80	1162/21	GE22M26ZLc3d
	28	M33x2	39	18	17,5	34	41	41	26,05	1163/21	GE28M33ZLc3d
	35	M42x2	49	20	17,5	39	50	50	42,70	1164/21	GE35M42ZLc3d
	42	M48x2	55	22	19,0	42	55	60	58,50	1165/21	GE42M48ZLc3d
S	6	M12x1,5	17	12	13,0	28	17	17	4,65	1166/21	GE6M12ZSc3d
	8	M14x1,5	19	12	15,0	30	19	19	6,20	1167/21	GE8M14ZSc3d
	10	M16x1,5	21	12	15,0	31	22	22	8,65	1168/21	GE10M16ZSc3d
	12	M18x1,5	23	12	17,0	33	24	24	11,00	1169/21	GE12M18ZSc3d
	12	M22x1,5	27	14	17,5	34	27	24	14,10	1170/21	GE12M22ZSc3d
	16	M18x1,5	23	12	18,0	36	27	30	15,20	18510/21	GE16M18ZSc3d
	16	M22x1,5	27	14	18,5	37	27	30	16,10	1172/21	GE16M22ZSc3d
	20	M27x2	32	16	20,5	42	32	36	25,85	1173/21	GE20M27ZSc3d
PN 250	25	M33x2	39	18	23,0	47	41	46	47,35	1174/21	GE25M33ZSc3d
PN 160	30	M42x2	49	20	23,5	50	50	50	65,05	1175/21	GE30M42ZSc3d
	38	M48x2	55	22	26,0	57	55	60	89,70	1176/21	GE38M48ZSc3d

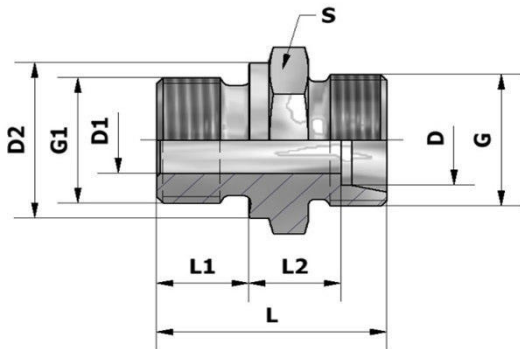
Auf Wunsch mit Einschraubzapfen Form A (DIN 3852) lieferbar
Threaded plug form A (DIN 3852) supplied on request

XGE..R..Z - Gerader Einschraubstutzen

Zöll. Einschraubzapfen mit Dichtkante (ISO 1179) / 24°-Anschluss

XGE..R..Z - Straight male stud connector

thread: BSP parallel metal-to-metal sealing (ISO 1179) / 24° cone end



Reihe series	D	G	G1	D1	D2	L	L1	L2	S	Gewicht weight kg/100	Sach-Nr. comp.no.	Artikel-Nr. part.no.
L PN 315	6	M12x1,5	G 1/8 A	4	14	23,5	8	8,5	14	1,30	28/21	XGE6R1/8ZLc3d
	6	M12x1,5	G 1/4 A	4	18	29,0	12	10,0	19	2,70	29/21	XGE6R1/4ZLc3d
	6	M12x1,5	G 3/8 A	4	22	30,5	12	11,5	22	4,50	30/21	XGE6R3/8ZLc3d
	8	M14x1,5	G 1/8 A	4	14	24,5	8	8,5	14	1,60	12555/21	XGE8R1/8ZLc3d
	8	M14x1,5	G 1/4 A	6	18	29,0	12	10,0	19	2,60	31/21	XGE8R1/4ZLc3d
	8	M14x1,5	G 3/8 A	6	22	30,5	12	11,5	22	4,40	32/21	XGE8R3/8ZLc3d
	8	M14x1,5	G 1/2 A	6	26	33,0	14	12,0	27	7,40	842/21	XGE8R1/2ZLc3d
	10	M16x1,5	G 1/4 A	6	18	30,0	12	11,0	19	3,10	33/21	XGE10R1/4ZLc3d
	10	M16x1,5	G 3/8 A	8	22	31,5	12	12,5	22	4,40	34/21	XGE10R3/8ZLc3d
	10	M16x1,5	G 1/2 A	8	26	34,0	14	13,0	27	7,20	808/21	XGE10R1/2ZLc3d
	12	M18x1,5	G 1/4 A	6	18	31,0	12	12,0	19	3,20	36/21	XGE12R1/4ZLc3d
	12	M18x1,5	G 3/8 A	9	22	31,5	12	12,5	22	4,30	37/21	XGE12R3/8ZLc3d
12	M18x1,5	G 1/2 A	10	26	34,0	14	13,0	27	6,70	38/21	XGE12R1/2ZLc3d	
12	M18x1,5	G 3/4 A	10	32	37,0	16	14,0	32	12,00	14070/21	XGE12R3/4ZLc3d	
PN 250	15	M22x1,5	G 3/8 A	9	22	32,5	12	13,5	24	5,60	4106/21	XGE15R3/8ZLc3d
	15	M22x1,5	G 1/2 A	11	26	35,0	14	14,0	27	7,20	41/21	XGE15R1/2ZLc3d
	15	M22x1,5	G 3/4 A	12	32	38,0	16	15,0	32	11,80	8201/21	XGE15R3/4ZLc3d
	18	M26x1,5	G 3/8 A	9	22	33,5	12	14,0	27	6,90	9997/21	XGE18R3/8ZLc3d
	18	M26x1,5	G 1/2 A	14	26	36,0	14	14,5	27	7,20	43/21	XGE18R1/2ZLc3d
	18	M26x1,5	G 3/4 A	15	32	38,0	16	14,5	32	11,20	8203/21	XGE18R3/4ZLc3d
PN 160	22	M30x2	G 1/2 A	14	26	38,0	14	16,5	32	9,10	8462/21	XGE22R1/2ZLc3d
	22	M30x2	G 3/4 A	18	32	40,0	16	16,5	32	10,30	46/21	XGE22R3/4ZLc3d
	22	M30x2	G 1 A	19	39	43,0	18	17,5	41	18,40	8047/21	XGE22R1ZLc3d
	28	M36x2	G 1/2 A	14	26	39,0	14	17,5	41	14,10	13371/21	XGE28R1/2ZLc3d
	28	M36x2	G 3/4 A	18	32	41,0	16	17,5	41	15,60	8283/21	XGE28R3/4ZLc3d
	28	M36x2	G 1 A	23	39	43,0	18	17,5	41	16,80	47/21	XGE28R1ZLc3d
	35	M45x2	G 1 A	23	39	46,0	18	17,5	46	23,40	18123/21	XGE35R1ZLc3d
	35	M45x2	G 1 1/4 A	30	49	48,0	20	17,5	50	27,60	48/21	XGE35R1 1/4 ZLc3d
	42	M52x2	G 1 1/4 A	30	49	50,0	20	19,0	55	33,60	14205/21	XGE42R1 1/4 ZLc3d
	42	M52x2	G 1 1/2 A	36	55	52,0	22	19,0	55	34,90	49/21	XGE42R1 1/2 ZLc3d

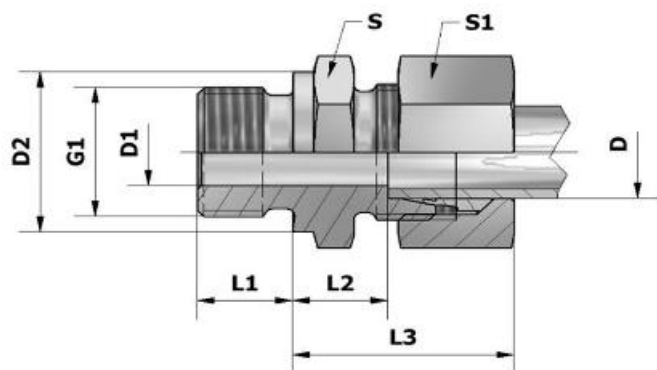
Auf Wunsch mit Einschraubzapfen Form A (DIN 3852) lieferbar
Threaded plug form A (DIN 3852) supplied on request

GE..R..Z - Gerade Einschraubverschraubung

Zöll. Einschraubzapfen mit Dichtkante (ISO 1179) / 24°-Anschluss

GE..R..Z - Straight male stud connector

thread: BSP parallel metal-to-metal sealing (ISO 1179) / 24° cone end



Reihe series	D	G1	D2	L1	L2	L3	S	S1	Gewicht weight kg/100	Sach-Nr. comp.no.	Artikel-Nr. part.no.
L	6	G 1/8 A	14	8	8,5	23,0	14	14	2,35	1027/21	GE6R1/8ZLc3d
PN 315	6	G 1/4 A	18	12	10,0	25,0	19	14	3,75	1028/21	GE6R1/4ZLc3d
	6	G 3/8 A	22	12	11,5	26,0	22	14	5,55	1029/21	GE6R3/8ZLc3d
	8	G 1/8 A	14	8	8,5	23,0	14	17	3,20	13646/21	GE8R1/8ZLc3d
	8	G 1/4 A	18	12	10,0	25,0	19	17	4,20	1030/21	GE8R1/4ZLc3d
	8	G 3/8 A	22	12	11,5	26,0	22	17	6,00	1031/21	GE8R3/8ZLc3d
	8	G 1/2 A	26	14	12,0	27,0	27	17	9,00	12777/21	GE8R1/2ZLc3d
	10	G 1/4 A	18	12	11,0	26,0	19	19	5,35	1032/21	GE10R1/4ZLc3d
	10	G 3/8 A	22	12	12,5	27,0	22	19	6,65	1033/21	GE10R3/8ZLc3d
	10	G 1/2 A	26	14	13,0	28,0	27	19	9,45	1997/21	GE10R1/2ZLc3d
	12	G 1/4 A	18	12	12,0	27,0	19	22	6,00	1035/21	GE12R1/4ZLc3d
	12	G 3/8 A	22	12	12,5	27,0	22	22	7,10	1036/21	GE12R3/8ZLc3d
	12	G 1/2 A	26	14	13,0	28,0	27	22	9,50	1037/21	GE12R1/2ZLc3d
12	G 3/4 A	32	16	14,0	29,0	32	22	14,80	14071/21	GE12R3/4ZLc3d	
PN 250	15	G 3/8 A	22	12	13,5	29,0	24	27	10,00	4858/21	GE15R3/8ZLc3d
	15	G 1/2 A	26	14	14,0	29,0	27	27	11,60	1040/21	GE15R1/2ZLc3d
	15	G 3/4 A	32	16	15,0	30,0	32	27	16,20	8202/21	GE15R3/4ZLc3d
	18	G 3/8 A	22	12	14,0	29,5	27	32	13,35	18010/21	GE18R3/8ZLc3d
	18	G 1/2 A	26	14	14,5	31,0	27	32	13,65	1042/21	GE18R1/2ZLc3d
	18	G 3/4 A	32	16	14,5	30,0	32	32	17,65	8204/21	GE18R3/4ZLc3d
PN 160	22	G 1/2 A	26	14	16,5	33,0	32	36	17,70	8463/21	GE22R1/2ZLc3d
	22	G 3/4 A	32	16	16,5	33,0	32	36	18,90	1045/21	GE22R3/4ZLc3d
	22	G 1 A	39	18	17,5	33,5	41	36	27,00	9827/21	GE22R1ZLc3d
	28	G 1/2 A	26	14	17,5	34,0	41	41	23,35	13372/21	GE28R1/2ZLc3d
	28	G 3/4 A	32	16	17,5	34,0	41	41	24,85	17696/21	GE28R3/4ZLc3d
	28	G 1 A	39	18	17,5	34,0	41	41	26,05	1046/21	GE28R1ZLc3d
	35	G 1 A	39	18	17,5	39,0	46	50	38,10	18364/21	GE35R1ZLc3d
	35	G 1 1/4 A	49	20	17,5	39,0	50	50	42,30	1047/21	GE35R1 1/4 ZLc3d
	42	G 1 1/4 A	49	20	19,0	42,0	55	60	56,70	18521/21	GE42R1 1/4 ZLc3d
	42	G 1 1/2 A	55	22	19,0	42,0	55	60	58,00	1048/21	GE42R1 1/2 ZLc3d

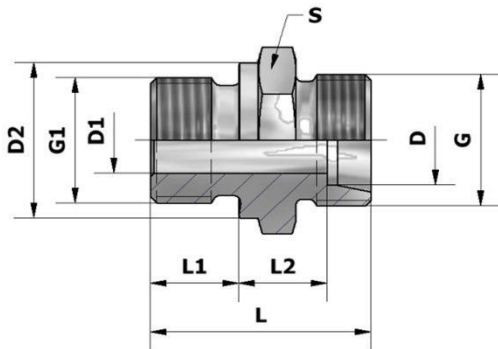
Auf Wunsch mit Einschraubzapfen Form A (DIN 3852) lieferbar
Threaded plug form A (DIN 3852) supplied on request

XGE..R..Z - Gerader Einschraubstutzen

Zöll. Einschraubzapfen mit Dichtkante (ISO 1179) / 24°-Anschluss

XGE..R..Z - Straight male stud connector

thread: BSP parallel metal-to-metal sealing (ISO 1179) / 24° cone end



Reihe series	D	G	G1	D1	D2	L	L1	L2	S	Gewicht weight kg/100	Sach-Nr. comp.no.	Artikel-Nr. part.no.
S	6	M14x1,5	G 1/4 A	4	18	32,0	12	13,0	19	3,50	50/21	XGE6R1/4ZSc3d
PN 400	6	M14x1,5	G 3/8 A	4	22	34,5	12	15,5	22	5,70	4363/21	XGE6R3/8ZSc3d
	8	M16x1,5	G 1/4 A	5	18	34,0	12	15,0	19	4,10	51/21	XGE8R1/4ZSc3d
	8	M16x1,5	G 3/8 A	5	22	34,5	12	15,5	22	5,90	16066/21	XGE8R3/8ZSc3d
	8	M16x1,5	G 1/2 A	5	26	39,0	14	18,0	27	10,00	18522/21	XGE8R1/2ZSc3d
	10	M18x1,5	G 1/4 A	5	18	34,0	12	14,5	19	4,30	15020/21	XGE10R1/4ZSc3d
	10	M18x1,5	G 3/8 A	7	22	34,5	12	15,0	22	5,60	52/21	XGE10R3/8ZSc3d
	10	M18x1,5	G 1/2 A	7	26	39,0	14	17,5	27	9,70	18191/21	XGE10R1/2ZSc3d
	12	M20x1,5	G 1/4 A	5	18	36,0	12	16,5	22	5,70	18193/21	XGE12R1/4ZSc3d
	12	M20x1,5	G 3/8 A	8	22	36,5	12	17,0	22	6,20	53/21	XGE12R3/8ZSc3d
	12	M20x1,5	G 1/2 A	8	26	39,0	14	17,5	27	5,70	54/21	XGE12R1/2ZSc3d
	16	M24x1,5	G 3/8 A	8	22	38,5	12	18,0	27	8,30	14243/21	XGE16R3/8ZSc3d
	16	M24x1,5	G 1/2 A	12	26	41,0	14	18,5	27	9,20	56/21	XGE16R1/2ZSc3d
	16	M24x1,5	G 3/4 A	12	32	45,0	16	20,5	32	15,70	13959/21	XGE16R3/4ZSc3d
	20	M30x2	G 1/2 A	12	26	45,0	14	20,5	32	14,20	14197/21	XGE20R1/2ZSc3d
20	M30x2	G 3/4 A	16	32	47,0	16	20,5	32	15,10	57/21	XGE20R3/4ZSc3d	
PN 250	20	M30x2	G 1 A	16	39	51,0	18	22,5	41	27,30	12729/21	XGE20R1ZSc3d
	25	M36x2	G 3/4 A	16	32	51,0	16	23,0	41	24,50	18023/21	XGE25R3/4ZSc3d
	25	M36x2	G 1 A	20	39	53,0	18	23,0	41	26,70	58/21	XGE25R1ZSc3d
PN 160	25	M36x2	G 1 1/4 A	20	49	55,0	20	23,0	50	42,20	14142/21	XGE25R1 1/4 ZSc3d
	30	M42x2	G 1 A	20	39	55,0	18	23,5	46	33,70	14251/21	XGE30R1ZSc3d
	30	M42x2	G 1 1/4 A	25	49	57,0	20	23,5	50	42,20	59/21	XGE30R1 1/4 ZSc3d
	38	M52x2	G 1 1/4 A	25	49	62,0	20	26,0	55	57,80	14242/21	XGE38R1 1/4 ZSc3d
	38	M52x2	G 1 1/2 A	32	55	65,0	22	26,0	55	56,00	60/21	XGE38R1 1/2 ZSc3d

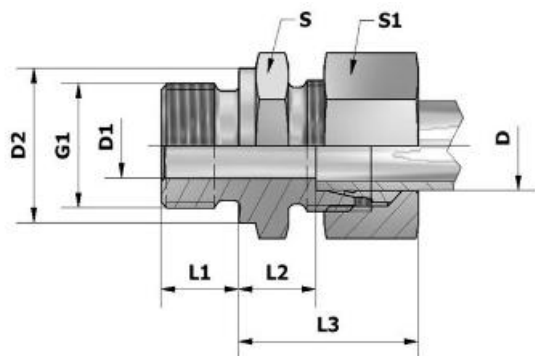
Auf Wunsch mit Einschraubzapfen Form A (DIN 3852) lieferbar
Threaded plug form A (DIN 3852) supplied on request

GE..R..Z - Gerade Einschraubverschraubung

Zöll. Einschraubzapfen mit Dichtkante (ISO 1179) / 24°-Anschluss

GE..R..Z - Straight male stud connector

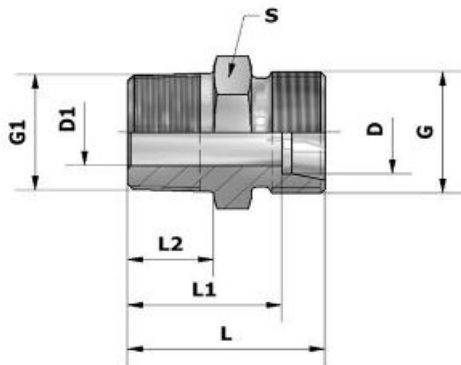
thread: BSP parallel metal-to-metal sealing (ISO 1179) / 24° cone end



Reihe series	D	G1	D2	L1	L2	L3	S	S1	Gewicht weight kg/100	Sach-Nr. comp. no.	Artikel-Nr. part. no.
S	6	G 1/4 A	18	12	13,0	28	19	17	5,15	1049/21	GE6R1/4ZSc3d
PN 400	6	G 3/8 A	22	12	15,5	30	22	17	7,35	18520/21	GE6R3/8ZSc3d
	8	G 1/4 A	18	12	15,0	30	19	19	6,00	1050/21	GE8R1/4ZSc3d
	8	G 3/8 A	22	12	15,5	30	22	19	7,80	16067/21	GE8R3/8ZSc3d
	8	G 1/2 A	26	14	18,0	33	27	19	11,90	18523/21	GE8R1/2ZSc3d
	10	G 1/4 A	18	12	14,5	31	19	22	7,55	15021/21	GE10R1/4ZSc3d
	10	G 3/8 A	22	12	15,0	31	22	22	8,85	1051/21	GE10R3/8ZSc3d
	10	G 1/2 A	26	14	17,5	34	27	22	12,95	18192/21	GE10R1/2ZSc3d
	12	G 1/4 A	18	12	16,5	33	22	24	9,50	18194/21	GE12R1/4ZSc3d
	12	G 3/8 A	22	12	17,0	33	22	24	10,00	1052/21	GE12R3/8ZSc3d
	12	G 1/2 A	26	14	17,5	34	27	24	9,50	1053/21	GE12R1/2ZSc3d
	16	G 3/8 A	22	12	18,0	36	27	30	14,70	17946/21	GE16R3/8ZSc3d
	16	G 1/2 A	26	14	18,5	37	27	30	15,60	1055/21	GE16R1/2ZSc3d
	16	G 3/4 A	32	16	20,5	39	32	30	22,10	17945/21	GE16R3/4ZSc3d
20	G 1/2 A	26	14	20,5	42	32	36	24,55	14761/21	GE20R1/2ZSc3d	
20	G 3/4 A	32	16	20,5	42	32	36	25,45	1056/21	GE20R3/4ZSc3d	
PN 250	20	G 1 A	39	18	22,5	44	41	36	37,65	18015/21	GE20R1ZSc3d
	25	G 3/4 A	32	16	23,0	47	41	46	45,05	18024/21	GE25R3/4ZSc3d
	25	G 1 A	39	18	23,0	47	41	46	47,25	1057/21	GE25R1ZSc3d
PN 160	25	G 1 1/4 A	49	20	23,0	47	50	46	62,75	19048/21	GE25R1 1/4 ZSc3d
	30	G 1 A	39	18	23,5	50	46	50	56,65	19049/21	GE30R1ZSc3d
	30	G 1 1/4 A	49	20	23,5	50	50	50	65,15	1058/21	GE30R1 1/4 ZSc3d
	38	G 1 1/4 A	49	20	26,0	57	55	60	90,70	19050/21	GE38R1 1/4 ZSc3d
	38	G 1 1/2 A	55	22	26,0	57	55	60	88,90	1059/21	GE38R1 1/2 ZSc3d

Auf Wunsch mit Einschraubzapfen Form A (DIN 3852) lieferbar
Threaded plug form A (DIN 3852) supplied on request

XGE..M..K - Gerader Einschraubstutzen
 Metr. Einschraubzapfen - kegelig / 24°-Anschluss
XGE..M..K - Straight male stud connector
 thread: metric taper / 24° cone end



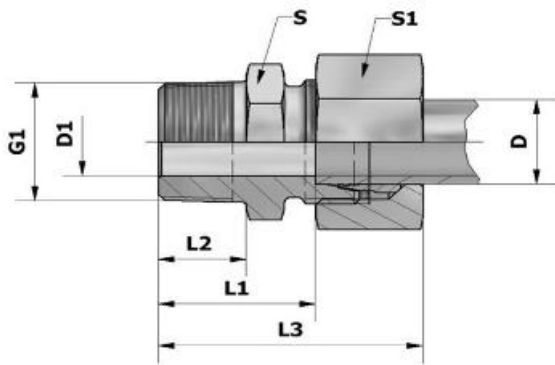
Reihe series	D	G	G1	D1	L	L1	L2	S	Gewicht weight kg/100	Sach-Nr. comp.no.	Artikel-Nr. part.no.
LL	4	M8x1	M6x1 Keg.	2,0	20	16,0	8	9	0,50	11192/21	XGE4M6KLLc3d
PN 100	4	M8x1	M8x1 Keg.	3,0	20	16,0	8	10	0,70	61/21	XGE4M8KLLc3d
	6	M10x1	M8x1 Keg.	3,5	20	14,5	8	11	0,90	63/21	XGE6M8KLLc3d
	6	M10x1	M10x1 Keg.	4,5	20	14,5	8	11	0,90	64/21	XGE6M10KLLc3d
	8	M12x1	M10x1 Keg.	6,0	22	16,5	8	12	1,00	65/21	XGE8M10KLLc3d

GE..M..K - Gerade Einschraubverschraubung

Metr. Einschraubzapfen - kegelig / 24°-Anschluss

GE..M..K - Straight male stud connector

thread: metric taper / 24° cone end



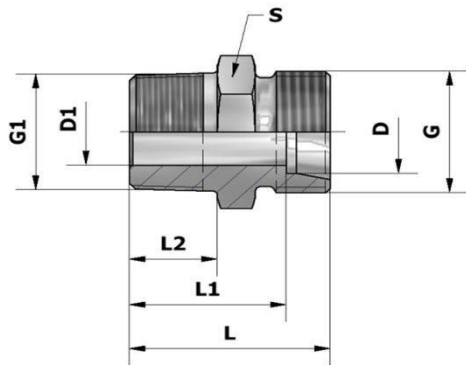
Reihe series	D	G1	L1	L3	S	S1	Gewicht weight kg/100	Sach-Nr. comp.no.	Artikel-Nr. part.no.
LL	4	M6x1 Keg.	16,0	26	9	10	0,95	12862/21	GE4M6KLLc3d
PN 100	4	M8x1 Keg.	16,0	26	10	10	1,15	1141/21	GE4M8KLLc3d
	6	M8x1 Keg.	14,5	26	11	12	1,49	1143/21	GE6M8KLLc3d
	6	M10x1 Keg.	14,5	26	11	12	1,49	1144/21	GE6M10KLLc3d
	8	M10x1 Keg.	16,5	28	12	14	1,80	1145/21	GE8M10KLLc3d

XGE..R..K - Gerader Einschraubstutzen

Zöll. Einschraubzapfen - kegelig / 24°-Anschluss

XGE..R..K - Straight male stud connector

thread: BSP taper / 24° cone end



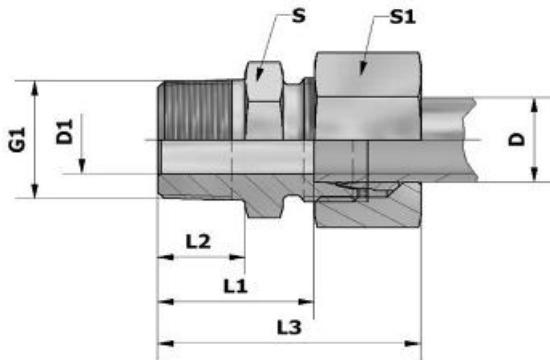
Reihe series	D	G	G1	D1	L	L1	L2	S	Gewicht weight kg/100	Sach-Nr. comp.no.	Artikel-Nr. part.no.
LL	4	M8x1	R1/8 keg.	3,0	20	16,0	8	11	0,80	1/21	XGE4R1/8KLLc3d
PN 100	6	M10x1	R1/8 keg.	4,5	20	14,5	8	11	0,80	3/21	XGE6R1/8KLLc3d
	8	M12x1	R1/8 keg.	6,0	22	16,5	8	12	1,00	4/21	XGE8R1/8KLLc3d
L	6	M12x1,5	R1/8 keg.	4,0	22	15,0	8	12	1,10	8/21	XGE6R1/8KLC3d
PN 315	6	M12x1,5	R1/4 keg.	4,0	27	20,0	12	17	2,40	9/21	XGE6R1/4KLC3d
	8	M14x1,5	R1/8 keg.	4,0	23	16,0	8	14	1,50	11/21	XGE8R1/8KLC3d
	8	M14x1,5	R1/4 keg.	6,0	27	20,0	12	17	2,20	12/21	XGE8R1/4KLC3d
	10	M16x1,5	R1/4 keg.	7,0	28	21,0	12	17	2,40	15/21	XGE10R1/4KLC3d
	10	M16x1,5	R3/8 keg.	8,0	29	22,0	12	19	3,40	16/21	XGE10R3/8KLC3d
	12	M18x1,5	R1/4 keg.	7,0	29	22,0	12	19	5,30	18/21	XGE12R1/4KLC3d
	12	M18x1,5	R3/8 keg.	9,0	29	22,0	12	19	3,30	19/21	XGE12R3/8KLC3d
	12	M18x1,5	R1/2 keg.	10,0	31	24,0	14	24	5,30	20/21	XGE12R1/2KLC3d
	15	M22x1,5	R3/8 keg.	9,0	30	23,0	12	24	4,90	21/21	XGE15R3/8KLC3d
15	M22x1,5	R1/2 keg.	11,0	32	25,0	14	24	5,90	22/21	XGE15R1/2KLC3d	
18	M26x1,5	R1/2 keg.	14,0	33	25,5	14	27	6,40	23/21	XGE18R1/2KLC3d	
PN 160	22	M30x2	R3/4 keg.	17,0	37	29,5	16	32	9,90	24/21	XGE22R3/4KLC3d
	28	M36x2	R1 keg.	23,0	40	32,5	18	41	15,40	25/21	XGE28R1KLC3d

GE..R..K - Gerade Einschraubverschraubung

Zöll. Einschraubzapfen - kegelig / 24°-Anschluss

GE..R..K - Straight male stud connector

thread: BSP taper / 24° cone end



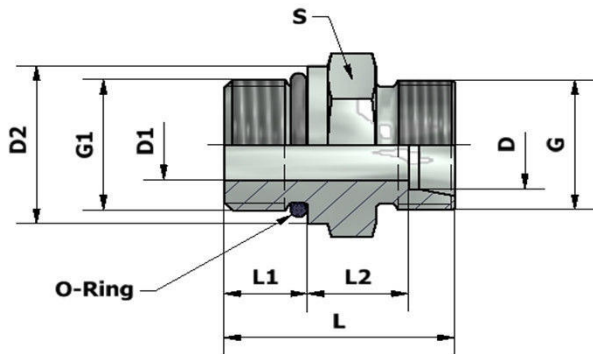
Reihe series	D	G1	L1	L3	S	S1	Gewicht weight kg/100	Sach-Nr. comp.no.	Artikel-Nr. part.no.
LL	4	R1/8 keg.	16,0	26	11	10	1,25	1000/21	GE4R1/8KLLc3d
PN 100	6	R1/8 keg.	14,5	26	11	12	1,39	1002/21	GE6R1/8KLLc3d
	8	R1/8 keg.	16,5	28	12	14	1,80	1003/21	GE8R1/8KLLc3d
L	6	R1/8 keg.	15,0	30	12	14	2,15	1007/21	GE6R1/8KLC3d
PN 315	6	R1/4 keg.	20,0	35	17	14	3,45	1008/21	GE6R1/4KLC3d
	8	R1/8 keg.	16,0	31	14	17	3,10	1010/21	GE8R1/8KLC3d
	8	R1/4 keg.	20,0	35	17	17	3,80	1011/21	GE8R1/4KLC3d
	10	R1/4 keg.	21,0	36	17	19	4,65	1014/21	GE10R1/4KLC3d
	10	R3/8 keg.	22,0	37	19	19	5,65	1015/21	GE10R3/8KLC3d
	12	R1/4 keg.	22,0	37	19	22	8,10	1017/21	GE12R1/4KLC3d
	12	R3/8 keg.	22,0	37	19	22	6,10	1018/21	GE12R3/8KLC3d
	12	R1/2 keg.	24,0	40	24	22	8,10	1019/21	GE12R1/2KLC3d
PN 160	15	R3/8 keg.	23,0	39	24	27	9,30	14050/21	GE15R3/8KLC3d
	15	R1/2 keg.	25,0	40	24	27	10,30	1021/21	GE15R1/2KLC3d
	18	R1/2 keg.	25,5	42	27	32	12,85	1022/21	GE18R1/2KLC3d
	22	R3/4 keg.	29,5	46	32	36	18,50	1023/21	GE22R3/4KLC3d
	28	R1 keg.	32,5	50	41	41	24,65	1024/21	GE28R1KLC3d

XGE..UNF/UN - Gerader Einschraubstutzen

UNF/UN Einschraubzapfen mit O-Ring (ISO 11926) / 24°-Anschluss

XGE..UNF/UN - Straight male stud connector

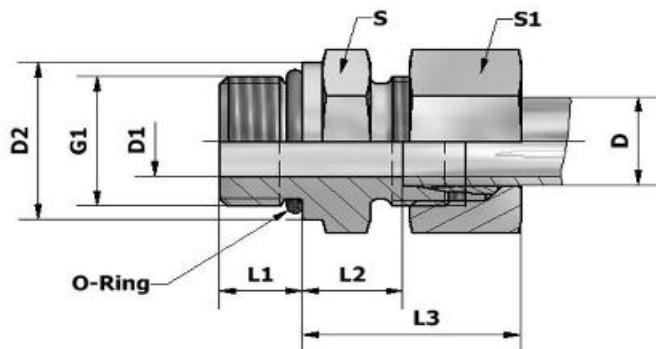
thread: UNF/UN with O-ring (ISO 11926) / 24° cone end



Reihe series	D	G	G1	D1	D2	L	L1	L2	S	Gewicht weight kg/100	Sach-Nr. comp.no.	Artikel-Nr. part.no.
L PN 315	8	M14x1,5	7/16-20UNF	5	13,8	26,0	9,0	10,0	17	2,10	9275/21	XGE8L-7/16-20UNPc3d
	10	M16x1,5	7/16-20UNF	5	13,8	27,0	9,0	11,0	17	2,30	50365/21	XGE10L-7/16-20UNPc3d
	12	M18x1,5	9/16-18UNF	7	16,8	28,0	10,0	11,0	19	3,20	12519/21	XGE12L-9/16-18UNPc3d
	12	M18x1,5	3/4-16UNF	10	21,8	31,0	11,0	13,0	24	5,20	11135/21	XGE12L-3/4-16UNPc3d
	12	M18x1,5	7/8-14UNF	10	26,8	34,0	12,7	14,3	27	7,70	8580/21	XGE12L-7/8-14UNPc3d
	15	M22x1,5	3/4-16UNF	11	21,8	32,0	11,0	14,0	24	5,70	50366/21	XGE15L-3/4-16UNPc3d
	15	M22x1,5	7/8-14UNF	12	26,8	35,0	12,7	15,3	27	8,10	12873/21	XGE15L-7/8-14UNPc3d
	18	M26x1,5	3/4-16UNF	11	21,8	33,0	11,0	14,5	27	6,80	50367/21	XGE18L-3/4-16UNPc3d
	18	M26x1,5	7/8-14UNF	14	26,8	35,0	12,7	14,8	27	7,20	50368/21	XGE18L-7/8-14UNPc3d
PN 160	22	M30x2	7/8-14UNF	14	26,8	37,0	12,7	16,8	32	9,40	12514/21	XGE22L-7/8-14UNPc3d
	22	M30x2	1 1/16-12UN	18	31,8	39,0	15,0	16,5	32	10,30	11182/21	XGE22L-1 1/16-12UNPc3d
	22	M30x2	1 5/16-12UN	19	40,8	40,0	15,0	17,5	41	16,30	17546/21	XGE22L-1 5/16-12UNPc3d
	28	M36x2	1 1/16-12UN	18	31,8	40,0	15,0	17,5	41	15,20	50369/21	XGE28L-1 1/16-12UNPc3d
	28	M36x2	1 5/16-12UN	23	40,8	40,0	15,0	17,5	41	16,30	9683/21	XGE28L-1 5/16-12UNPc3d
	35	M45x2	1 5/16-12UN	23	40,8	43,0	15,0	17,5	46	22,20	9729/21	XGE35L-1 5/16-12UNPc3d
	35	M45x2	1 5/8-12UN	29	49,8	43,0	15,0	17,5	50	25,70	50370/21	XGE35L-1 5/8-12UNPc3d
	42	M52x2	1 5/8-12UN	29	49,8	45,0	15,0	19,0	55	33,90	50371/21	XGE42L-1 5/8-12UNPc3d
S PN 630	8	M16x1,5	7/16-20UNF	4	13,8	33,0	11,0	15,0	17	3,40	50372/21	XGE8S-7/16-20UNPc3d
	10	M18x1,5	9/16-18UNF	7	16,8	34,0	12,0	14,5	19	4,30	50373/21	XGE10S-9/16-18UNPc3d
	12	M20x1,5	9/16-18UNF	7	16,8	34,0	12,0	14,5	22	5,20	50374/21	XGE12S-9/16-18UNPc3d
	12	M20x1,5	3/4-16UNF	8	21,8	39,0	14,0	17,5	24	7,40	50375/21	XGE12S-3/4-16UNPc3d
	16	M24x1,5	3/4-16UNF	10	21,8	38,0	14,0	15,5	27	8,90	50376/21	XGE16S-3/4-16UNPc3d
	16	M24x1,5	7/8-14UNF	12	26,8	43,3	16,0	18,8	27	9,90	50377/21	XGE16S-7/8-14UNPc3d
	20	M30x2	3/4-16UNF	10	21,8	45,0	14,0	20,5	32	13,90	50378/21	XGE20S-3/4-16UNPc3d
	20	M30x2	7/8-14UNF	12	26,8	47,0	16,0	20,5	32	14,60	50379/21	XGE20S-7/8-14UNPc3d
	20	M30x2	1 1/16-12UN	16	31,8	49,5	18,5	20,5	32	17,50	50380/21	XGE20S-1 1/16-12UNPc3d
	25	M36x2	1 1/16-12UN	16	31,8	53,5	18,5	23,0	36	25,40	50381/21	XGE25S-1 1/16-12UNPc3d
	25	M36x2	1 5/16-12UN	20	40,8	53,5	18,5	23,0	41	27,10	50382/21	XGE25S-1 5/16-12UNPc3d
	30	M42x2	1 5/16-12UN	20	40,8	55,5	18,5	23,5	46	33,15	9727/21	XGE30S-1 5/16-12UNPc3d
	30	M42x2	1 5/8-12UN	25	49,8	55,5	18,5	23,5	50	39,80	9291/21	XGE30S-1 5/8-12UNPc3d
	38	M52x2	1 5/8-12UN	25	49,8	60,5	18,5	26,0	55	58,20	50383/21	XGE38S-1 5/8-12UNPc3d

Serienmäßig mit O-Ring aus NBR / Auf Wunsch mit FKM lieferbar
Supplied with fitted NBR-O-ring / FKM on request

GE..UNF/UN - Gerade Einschraubverschraubung
 UNF/UN Einschraubzapfen mit O-Ring (ISO 11926) / 24°-Anschluss
GE..UNF/UN - Straight male stud connector
 thread: UNF/UN with O-ring (ISO 11926) / 24° cone end



Reihe series	D	G1	D2	L1	L2	L3	S	S1	Gewicht weight kg/100	Sach-Nr. comp.no.	Artikel-Nr. part.no.
L	8	7/16-20UNF	13,8	9,0	10,0	25	17	17	3,70	9276/21	GE8L-7/16-20UNPc3d
PN 315	10	7/16-20UNF	13,8	9,0	11,0	26	17	19	4,55	50384/21	GE10L-7/16-20UNPc3d
	12	9/16-18UNF	16,8	10,0	11,0	26	19	22	6,00	50385/21	GE12L-9/16-18UNPc3d
	12	3/4-16UNF	21,8	11,0	13,0	28	24	22	8,00	50386/21	GE12L-3/4-16UNPc3d
	12	7/8-14UNF	26,8	12,7	14,3	29	27	22	10,50	50387/21	GE12L-7/8-14UNPc3d
	15	3/4-16UNF	21,8	11,0	14,0	29	24	27	10,10	50388/21	GE15L-3/4-16UNPc3d
	15	7/8-14UNF	26,8	12,7	15,3	30	27	27	12,50	50389/21	GE15L-7/8-14UNPc3d
	18	3/4-16UNF	21,8	11,0	14,5	31	27	32	13,25	50390/21	GE18L-3/4-16UNPc3d
	18	7/8-14UNF	26,8	12,7	14,8	31	27	32	13,65	50391/21	GE18L-7/8-14UNPc3d
PN 160	22	7/8-14UNF	26,8	12,7	16,8	33	32	36	18,00	50392/21	GE22L-7/8-14UNPc3d
	22	1 1/16-12UN	31,8	15,0	16,5	33	32	36	18,90	50393/21	GE22L-1 1/16-12UNPc3d
	22	1 5/16-12UN	40,8	15,0	17,5	34	41	36	24,90	19062/21	GE22L-1 5/16-12UNPc3d
	28	1 1/16-12UN	31,8	15,0	17,5	34	41	41	24,45	50394/21	GE28L-1 1/16-12UNPc3d
	28	1 5/16-12UN	40,8	15,0	17,5	34	41	41	25,55	50395/21	GE28L-1 5/16-12UNPc3d
	35	1 5/16-12UN	40,8	15,0	17,5	39	46	50	36,90	50396/21	GE35L-1 5/16-12UNPc3d
	35	1 5/8-12UN	49,8	15,0	17,5	39	50	50	40,40	50397/21	GE35L-1 5/8-12UNPc3d
	42	1 5/8-12UN	49,8	15,0	19,0	42	55	60	57,00	50398/21	GE42L-1 5/8-12UNPc3d
S	8	7/16-20UNF	13,8	11,0	15,0	30	17	19	5,30	50399/21	GE8S-7/16-20UNPc3d
PN 630	10	9/16-18UNF	16,8	12,0	14,5	31	19	22	7,55	50400/21	GE10S-9/16-18UNPc3d
	12	9/16-18UNF	16,8	12,0	14,5	31	22	24	9,00	50401/21	GE12S-9/16-18UNPc3d
	12	3/4-16UNF	21,8	14,0	17,5	34	24	24	11,20	50402/21	GE12S-3/4-16UNPc3d
	16	3/4-16UNF	21,8	14,0	15,5	34	27	30	15,30	50403/21	GE16S-3/4-16UNPc3d
	16	7/8-14UNF	26,8	16,0	18,8	37	27	30	16,30	50404/21	GE16S-7/8-14UNPc3d
	20	3/4-16UNF	21,8	14,0	20,5	42	32	36	24,25	50405/21	GE20S-3/4-16UNPc3d
	20	7/8-14UNF	26,8	16,0	20,5	42	32	36	24,95	50406/21	GE20S-7/8-14UNPc3d
	20	1 1/16-12UN	31,8	18,5	20,5	42	32	36	27,85	50407/21	GE20S-1 1/16-12UNPc3d
	25	1 1/16-12UN	31,8	18,5	23,0	47	36	46	45,95	50408/21	GE25S-1 1/16-12UNPc3d
	25	1 5/16-12UN	40,8	18,5	23,0	47	41	46	47,65	50409/21	GE25S-1 5/16-12UNPc3d
	30	1 5/16-12UN	40,8	18,5	23,5	50	46	50	56,10	50410/21	GE30S-1 5/16-12UNPc3d
	30	1 5/8-12UN	49,8	18,5	23,5	50	50	50	62,75	9139/21	GE30S-1 5/8-12UNPc3d
	38	1 5/8-12UN	49,8	18,5	26,0	57	55	60	91,10	50411/21	GE38S-1 5/8-12UNPc3d

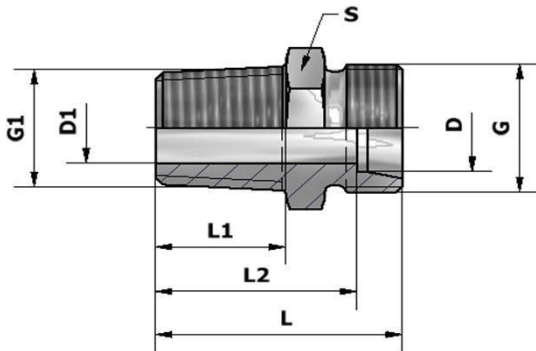
Serienmäßig mit O-Ring aus NBR / Auf Wunsch mit FKM lieferbar
 Supplied with fitted NBR-O-ring / FKM on request

XGE..NPT - Gerader Einschraubstutzen

NPT- Einschraubzapfen (ASME B1-20.01.2013) / 24°-Anschluss

XGE..NPT - Straight male stud connector

thread: NPT (ASME B1-20.01.2013) / 24° cone end



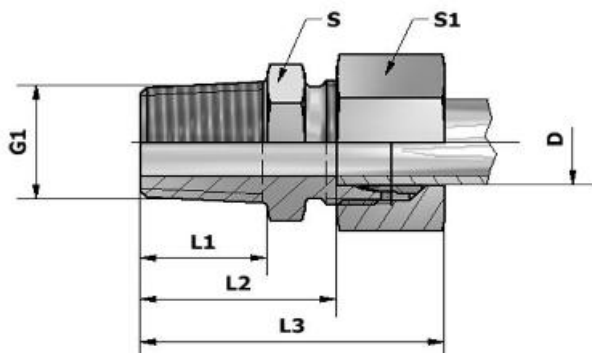
Reihe series	D	G	G1	D1	L	L1	L2	S	Gewicht weight kg/100	Sach-Nr. comp.no.	Artikel-Nr. part.no.
LL	4	M8x1	1/8-27NPT	3,0	22	9,9	18,0	11	0,90	172/21	XGE4NPT1/8LLc3d
PN 100	6	M10x1	1/8-27NPT	4,5	22	9,9	16,5	11	0,90	174/21	XGE6NPT1/8LLc3d
	8	M12x1	1/8-27NPT	5,0	24	9,9	18,5	12	1,10	175/21	XGE8NPT1/8LLc3d
	6	M12x1,5	1/8-27NPT	4,0	24	9,9	17,0	12	1,20	176/21	XGE6NPT1/8Lc3d
L	6	M12x1,5	1/4-18NPT	4,0	30	15,1	23,0	17	2,70	178/21	XGE6NPT1/4Lc3d
	8	M14x1,5	1/8-27NPT	4,0	25	9,9	18,0	14	1,50	177/21	XGE8NPT1/8Lc3d
	8	M14x1,5	1/4-18NPT	6,0	30	15,1	23,0	17	2,50	179/21	XGE8NPT1/4Lc3d
	10	M16x1,5	1/4-18NPT	7,0	31	15,1	24,0	17	2,50	180/21	XGE10NPT1/4Lc3d
	10	M16x1,5	3/8-18NPT	7,0	32	15,2	25,0	19	4,00	181/21	XGE10NPT3/8Lc3d
	12	M18x1,5	1/4-18NPT	7,0	32	15,1	25,0	19	3,10	182/21	XGE12NPT1/4Lc3d
	12	M18x1,5	3/8-18NPT	8,0	32	15,2	25,0	19	3,70	183/21	XGE12NPT3/8Lc3d
	12	M18x1,5	1/2-14NPT	10,0	37	19,8	30,0	22	6,20	184/21	XGE12NPT1/2Lc3d
	15	M22x1,5	3/8-18NPT	8,0	33	15,2	26,0	24	5,30	14860/21	XGE15NPT3/8Lc3d
	15	M22x1,5	1/2-14NPT	12,0	38	19,8	31,0	24	6,30	185/21	XGE15NPT1/2Lc3d
	18	M26x1,5	1/2-14NPT	12,0	39	19,8	31,5	27	7,90	186/21	XGE18NPT1/2Lc3d
PN 160	22	M30x2	1/2-14NPT	12,0	41	19,8	33,5	32	9,60	17616/21	XGE22NPT1/2Lc3d
	22	M30x2	3/4-14NPT	16,0	41	20,1	33,5	32	10,80	187/21	XGE22NPT3/4Lc3d
	22	M30x2	1-11,5NPT	19,0	47	25,0	39,5	36	17,40	17417/21	XGE22NPT1Lc3d
	28	M36x2	1-11,5NPT	21,0	47	25,0	39,5	41	19,70	188/21	XGE28NPT1Lc3d
	35	M45x2	1¼-11,5NPT	28,0	51	25,6	40,5	46	28,50	189/21	XGE35NPT1¼Lc3d
	42	M52x2	1½-11,5NPT	36,0	53	26,0	42,0	55	37,70	190/21	XGE42NPT1½Lc3d
S	6	M14x1,5	1/4-18NPT	4,0	35	15,1	28,0	17	3,70	191/21	XGE6NPT1/4Sc3d
	8	M16x1,5	1/4-18NPT	5,0	35	15,1	28,0	17	3,80	192/21	XGE8NPT1/4Sc3d
	10	M18x1,5	1/4-18NPT	5,0	35	15,1	27,5	19	4,50	193/21	XGE10NPT1/4Sc3d
	10	M18x1,5	3/8-18NPT	7,0	35	15,2	27,5	19	4,90	194/21	XGE10NPT3/8Sc3d
	12	M20x1,5	1/4-18NPT	5,0	37	15,1	29,5	22	5,70	195/21	XGE12NPT1/4Sc3d
	12	M20x1,5	3/8-18NPT	8,0	37	15,2	29,5	22	6,20	196/21	XGE12NPT3/8Sc3d
	12	M20x1,5	1/2-14NPT	8,0	42	19,8	34,5	22	8,30	197/21	XGE12NPT1/2Sc3d
	16	M24x1,5	3/8-18NPT	8,0	39	15,2	30,5	27	8,40	18407/21	XGE16NPT3/8Sc3d
	16	M24x1,5	1/2-14NPT	12,0	48	19,8	34,5	32	9,70	199/21	XGE16NPT1/2Sc3d
	20	M30x2	3/4-14NPT	16,0	48	20,1	37,5	32	14,90	200/21	XGE20NPT3/4Sc3d
	25	M36x2	1-11,5NPT	20,0	57	25,0	45,0	41	27,80	201/21	XGE25NPT1Sc3d
	30	M42x2	1¼-11,5NPT	25,0	60	25,6	46,5	46	39,70	202/21	XGE30NPT1¼Sc3d
	38	M52x2	1½-11,5NPT	32,0	65	26,0	49,0	55	57,10	203/21	XGE38NPT1½Sc3d

GE..NPT - Gerade Einschraubverschraubung

NPT- Einschraubzapfen (ASME B1-20.01.2013) / 24°-Anschluss

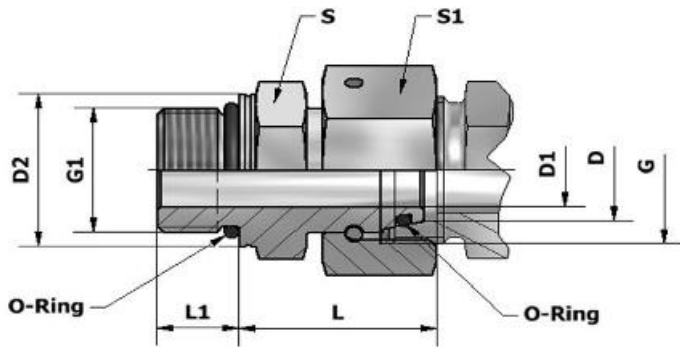
GE..NPT - Straight male stud connector

thread: NPT (ASME B1-20.01.2013) / 24° cone end



Reihe series	D	G1	L1	L2	L3	S	S1	Gewicht weight kg/100	Sach-Nr. comp.no.	Artikel-Nr. part.no.	
LL	4	1/8-27NPT	9,9	18,0	28	11	10	1,35	1177/21	GE4NPT1/8LLc3d	
PN 100	6	1/8-27NPT	9,9	16,5	28	11	12	1,49	1179/21	GE6NPT1/8LLc3d	
	8	1/8-27NPT	9,9	18,5	30	12	14	1,90	1180/21	GE8NPT1/8LLc3d	
	6	1/8-27NPT	9,9	17,0	32	12	14	2,25	1181/21	GE6NPT1/8Lc3d	
L	6	1/8-27NPT	9,9	17,0	32	12	14	2,25	1181/21	GE6NPT1/8Lc3d	
PN 315	6	1/4-18NPT	15,1	23,0	38	17	14	3,75	1183/21	GE6NPT1/4Lc3d	
	8	1/8-27NPT	9,9	18,0	33	14	17	3,10	1182/21	GE8NPT1/8Lc3d	
	8	1/4-18NPT	15,1	23,0	38	17	17	4,10	1184/21	GE8NPT1/4Lc3d	
	10	1/4-18NPT	15,1	24,0	39	17	19	4,75	1185/21	GE10NPT1/4Lc3d	
	10	3/8-18NPT	15,2	25,0	40	19	19	6,25	1186/21	GE10NPT3/8Lc3d	
	12	1/4-18NPT	15,1	25,0	40	19	22	5,90	1187/21	GE12NPT1/4Lc3d	
	12	3/8-18NPT	15,2	25,0	40	19	22	6,50	1188/21	GE12NPT3/8Lc3d	
	12	1/2-14NPT	19,8	30,0	45	22	22	9,00	1189/21	GE12NPT1/2Lc3d	
	15	3/8-18NPT	15,2	26,0	41	24	27	9,70	14861/21	GE15NPT3/8Lc3d	
	15	1/2-14NPT	19,8	31,0	46	24	27	10,70	1190/21	GE15NPT1/2Lc3d	
18	1/2-14NPT	19,8	31,5	48	27	32	14,35	1191/21	GE18NPT1/2Lc3d		
PN 160	22	1/2-14NPT	19,8	33,5	50	32	36	18,20	19064/21	GE22NPT1/2Lc3d	
	22	3/4-14NPT	20,1	33,5	50	32	36	19,40	1192/21	GE22NPT3/4Lc3d	
	22	1-11,5NPT	25,0	39,5	56	36	36	26,00	17418/21	GE22NPT1Lc3d	
	28	1-11,5NPT	25,0	39,5	56	41	41	28,95	1193/21	GE28NPT1Lc3d	
	35	1¼-11,5NPT	25,6	40,5	62	46	50	43,20	1194/21	GE35NPT1¼Lc3d	
	42	1½-11,5NPT	26,0	42,0	65	55	60	60,80	1195/21	GE42NPT1½Lc3d	
S	6	1/4-18NPT	15,1	28,0	43	17	17	5,35	1196/21	GE6NPT1/4Sc3d	
	PN 630	8	1/4-18NPT	15,1	28,0	43	17	19	5,70	1197/21	GE8NPT1/4Sc3d
		10	1/4-18NPT	15,1	27,5	44	19	22	7,75	1198/21	GE10NPT1/4Sc3d
	10	3/8-18NPT	15,2	27,5	44	19	22	8,15	1199/21	GE10NPT3/8Sc3d	
	12	1/4-18NPT	15,1	29,5	46	22	24	9,50	1200/21	GE12NPT1/4Sc3d	
	12	3/8-18NPT	15,2	29,5	46	22	24	10,00	1201/21	GE12NPT3/8Sc3d	
	12	1/2-14NPT	19,8	34,5	51	22	24	12,10	1202/21	GE12NPT1/2Sc3d	
	16	3/8-18NPT	15,2	30,5	49	27	30	14,80	19063/21	GE16NPT3/8Sc3d	
	16	1/2-14NPT	19,8	34,5	58	32	30	16,10	1204/21	GE16NPT1/2Sc3d	
	20	3/4-14NPT	20,1	37,5	59	32	36	25,25	1205/21	GE20NPT3/4Sc3d	
	25	1-11,5NPT	25,0	45,0	69	41	46	48,35	1206/21	GE25NPT1Sc3d	
	30	1¼-11,5NPT	25,6	46,5	72	46	50	62,65	1207/21	GE30NPT1¼Sc3d	
	38	1½-11,5NPT	26,0	49,0	80	55	60	90,00	1208/21	GE38NPT1½Sc3d	

EGADO - Gerader Einschraubstutzen mit Dichtkegel
 Metr. Einschraubzapfen mit O-Ring (ISO 6149) / 24°-DKO-Dichtkegel
EGADO - Straight male stud connector
 thread: metric parallel with O-ring (ISO 6149) / 24° cone sealing



Reihe series	D	G	G1	D1	D2	L	L1	S	S1	Gewicht weight kg/100	Sach-Nr. comp. no.	Artikel-Nr. part.no.
L PN 500	6	M12x1,5	M10x1	2,5	13,8	24,5	8,5	14	14	2,90	54566/21	EGADO6M10LPc3d
	8	M14x1,5	M12x1,5	4,0	16,8	26,5	11,0	17	17	4,30	54567/21	EGADO8M12LPc3d
	10	M16x1,5	M14x1,5	6,0	18,8	27,5	11,0	19	19	5,70	54568/21	EGADO10M14LPc3d
PN 400	12	M18x1,5	M16x1,5	8,0	21,8	30,5	11,5	22	22	8,40	54569/21	EGADO12M16LPc3d
	15	M22x1,5	M18x1,5	10,0	23,8	31,5	12,5	24	27	11,50	54570/21	EGADO15M18LPc3d
	18	M26x1,5	M22x1,5	13,0	26,8	31,5	13,0	27	32	15,20	17664/21	EGADO18M22LPc3d
PN 250	22	M30x2	M27x2	17,0	31,8	32,5	16,0	32	36	20,70	54571/21	EGADO22M27LPc3d
	28	M36x2	M33x2	22,0	40,8	35,0	16,0	41	41	29,40	54572/21	EGADO28M33LPc3d
	35	M45x2	M42x2	28,0	49,8	42,5	16,0	50	50	51,60	54573/21	EGADO35M42LPc3d
	42	M52x2	M48x2	34,0	54,8	46,5	17,5	55	60	71,80	54574/21	EGADO42M48LPc3d
S PN 800	6	M14x1,5	M12x1,5	2,5	16,8	27,0	11,0	17	17	4,90	54575/21	EGADO6M12SPc3d
	8	M16x1,5	M14x1,5	4,0	18,8	29,5	11,0	19	19	6,90	54576/21	EGADO8M14SPc3d
	10	M18x1,5	M16x1,6	6,0	21,8	32,0	12,5	22	22	9,50	54577/21	EGADO10M16SPc3d
PN 630	12	M20x1,5	M18x1,5	8,0	23,8	34,0	14,0	24	24	11,60	54578/21	EGADO12M18SPc3d
	16	M24x1,5	M22x1,5	10,0	26,8	37,0	15,0	27	30	17,90	12692/21	EGADO16M22SPc3d
PN 420	20	M30x2	M27x2	14,0	31,8	43,0	18,5	32	36	27,90	54579/21	EGADO20M27SPc3d
	25	M36x2	M33x2	18,0	40,8	48,0	18,5	41	46	50,20	54580/21	EGADO25M33SPc3d
	30	M42x2	M42x2	23,0	49,8	51,0	19,0	50	50	69,70	54581/21	EGADO30M42SPc3d
	38	M52x2	M48x2	30,0	54,8	60,0	21,5	55	60	96,50	54582/21	EGADO38M48SPc3d

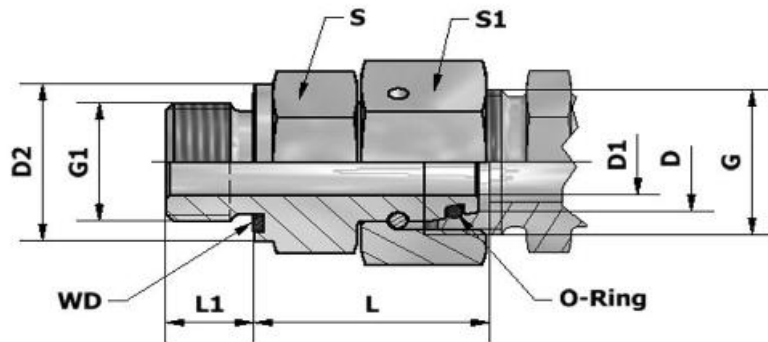
Serienmäßig mit O-Ring aus NBR / Auf Wunsch mit FKM lieferbar
 Supplied with fitted NBR-O-ring / FKM on request

EGAD..M..ZWD - Gerader Einschraubstutzen mit Dichtkegel

Metr. Einschraubzapfen mit WD (ISO 9974) / 24°-DKO-Dichtkegel

EGAD..M..ZWD - Straight male stud connector

thread: metric parallel with captive seal (ISO 9974) / 24° cone sealing



Reihe series	D	G	G1	D1	D2	L	L1	S	S1	Gewicht weight kg/100	Sach-Nr. comp.no.	Artikel-Nr. part.no.
L PN 500	6	M12x1,5	M10x1	2,5	13,9	24,5	8,0	14	14	2,60	12140/21	EGAD6M10ZLWDPc3d
	8	M14x1,5	M12x1,5	4,0	16,9	26,5	12,0	17	17	4,40	12141/21	EGAD8M12ZLWDPc3d
	10	M16x1,5	M14x1,5	6,0	18,9	27,5	12,0	19	19	5,50	12142/21	EGAD10M14ZLWDPc3d
PN 400	12	M18x1,5	M16x1,5	8,0	21,9	30,5	12,0	22	22	7,90	12143/21	EGAD12M16ZLWDPc3d
	15	M22x1,5	M18x1,5	10,0	23,9	31,5	12,0	24	27	11,10	12144/21	EGAD15M18ZLWDPc3d
	15	M22x1,5	M22x1,5	10,0	26,9	32,0	14,0	27	27	14,20	14307/21	EGAD15M22ZLWDPc3d
	18	M26x1,5	M22x1,5	13,0	26,9	31,5	14,0	27	32	14,70	12145/21	EGAD18M22ZLWDPc3d
PN 250	22	M30x2	M26x1,5	17,0	31,9	32,5	16,0	32	36	20,30	12146/21	EGAD22M26ZLWDPc3d
	28	M36x2	M33x2	22,0	39,9	35,0	18,0	41	41	28,90	12147/21	EGAD28M33ZLWDPc3d
	35	M45x2	M42x2	28,0	49,9	42,5	20,0	50	50	50,80	12148/21	EGAD35M42ZLWDPc3d
	42	M52x2	M48x2	34,0	54,9	46,5	22,0	55	60	71,10	12149/21	EGAD42M48ZLWDPc3d
S PN 800	6	M14x1,5	M12x1,5	2,5	16,9	27,0	12,0	17	17	4,60	12350/21	EGAD6M12ZSWDPc3d
	8	M16x1,5	M14x1,5	4,0	18,9	29,5	12,0	19	19	6,30	12351/21	EGAD8M14ZSWDPc3d
	10	M18x1,5	M16x1,5	6,0	21,9	32,0	12,0	22	22	8,60	12352/21	EGAD10M16ZSWDPc3d
PN 630	12	M20x1,5	M18x1,5	8,0	23,9	34,0	12,0	24	24	11,10	12353/21	EGAD12M18ZSWDPc3d
	16	M24x1,5	M22x1,5	11,0	26,9	37,0	14,0	27	30	16,10	12355/21	EGAD16M22ZSWDPc3d
PN 420	20	M30x2	M27x2	14,0	31,9	43,0	16,0	32	36	24,60	12356/21	EGAD20M27ZSWDPc3d
	25	M36x2	M33x2	18,0	39,9	48,5	18,0	41	46	50,50	12357/21	EGAD25M33ZSWDPc3d
	30	M42x2	M42x2	23,0	49,9	51,0	20,0	50	50	69,10	12358/21	EGAD30M42ZSWDPc3d
	38	M52x2	M48x2	30,0	54,9	60,0	22,0	55	60	94,70	12359/21	EGAD38M48ZSWDPc3d

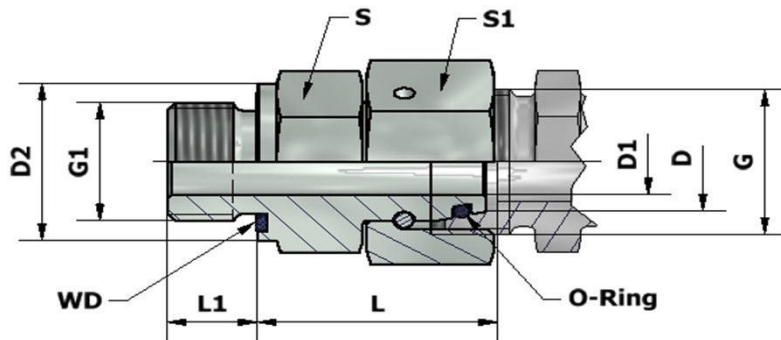
Serienmäßig mit O-Ring und Weichdichtung aus NBR / Auf Wunsch mit FKM lieferbar
Supplied with fitted NBR-O-ring and sealing / FKM on request

EGAD..R..ZWD - Gerader Einschraubstutzen mit Dichtkegel

Zöll. Einschraubzapfen mit WD (ISO 1179) / 24°-DKO-Dichtkegel

EGAD..R..ZWD - Straight male stud connector

thread: BSP parallel with captive seal (ISO 1179) / 24° cone sealing



Reihe series	D	G	G1	D1	D2	L	L1	S	S1	Gewicht weight kg/100	Sach-Nr. comp.no.	Artikel-Nr. part.no.
L PN 500	6	M12x1,5	G 1/8 A	2,5	13,9	24,5	8,0	14	14	2,60	12130/21	EGAD6R1/8ZLWDPc3d
	8	M14x1,5	G 1/4 A	4,0	18,9	29,5	12,0	19	17	4,40	12131/21	EGAD8R1/4ZLWDPc3d
	10	M16x1,5	G 1/4 A	6,0	18,9	27,5	12,0	19	19	5,40	12132/21	EGAD10R1/4ZLWDPc3d
PN 400	10	M16x1,5	G 3/8 A	6,0	21,9	27,5	12,0	22	19	7,10	11603/21	EGAD10R3/8ZLWDPc3d
	12	M18x1,5	G 1/4 A	6,0	18,9	27,5	12,0	19	22	6,40	12689/21	EGAD12R1/4ZLWDPc3d
	12	M18x1,5	G 3/8 A	8,0	21,9	34,0	12,0	22	22	9,40	12133/21	EGAD12R3/8ZLWDPc3d
	12	M18x1,5	G 1/2 A	8,0	26,9	29,5	14,0	27	22	11,30	14442/21	EGAD12R1/2ZLWDPc3d
	15	M22x1,5	G 1/2 A	10,0	26,9	32,0	14,0	27	27	13,40	12134/21	EGAD15R1/2ZLWDPc3d
	18	M26x1,5	G 1/2 A	13,0	26,9	31,5	14,0	27	32	14,10	12135/21	EGAD18R1/2ZLWDPc3d
PN 250	22	M30x2	G 3/4 A	17,0	31,9	32,5	16,0	32	36	19,90	12136/21	EGAD22R3/4ZLWDPc3d
	28	M36x2	G 1 A	22,0	39,9	35,0	18,0	41	41	28,90	12137/21	EGAD28R1ZLWDPc3d
	35	M45x2	G 1 1/4 A	28,0	49,9	42,5	20,0	50	50	50,10	12138/21	EGAD35R1 1/4 ZLWDPc3d
	42	M52x2	G 1 1/2 A	34,0	54,9	46,5	22,0	55	60	72,20	12139/21	EGAD42R1 1/2 ZLWDPc3d
S PN 800	6	M14x1,5	G 1/4 A	2,5	18,9	27,0	12,0	19	17	5,30	12360/21	EGAD6R1/4ZSWDPc3d
	8	M16x1,5	G 1/4 A	4,0	18,9	29,5	12,0	19	19	6,30	12361/21	EGAD8R1/4ZSWDPc3d
	10	M18x1,5	G 3/8 A	6,0	21,9	32,0	12,0	22	22	9,10	12362/21	EGAD10R3/8ZSWDPc3d
PN 630	12	M20x1,5	G 3/8 A	8,0	21,9	34,0	12,0	22	24	10,00	12363/21	EGAD12R3/8ZSWDPc3d
	12	M20x1,5	G 1/2 A	8,0	26,9	35,0	14,0	27	24	13,80	14476/21	EGAD12R1/2ZSWDPc3d
	16	M24x1,5	G 1/2 A	11,0	26,9	37,0	14,0	27	30	16,90	12365/21	EGAD16R1/2ZSWDPc3d
PN 420	20	M30x2	G 3/4 A	14,0	31,9	43,0	16,0	32	36	27,20	12366/21	EGAD20R3/4ZSWDPc3d
	25	M36x2	G 1 A	18,0	39,9	48,0	18,0	41	46	49,30	12367/21	EGAD25R1ZSWDPc3d
	30	M42x2	G 1 1/4 A	23,0	49,9	51,0	20,0	50	50	69,10	12368/21	EGAD30R1 1/4 ZSWDPc3d
	38	M52x2	G 1 1/2 A	30,0	54,9	60,0	22,0	55	60	95,40	12369/21	EGAD38R1 1/2 ZSWDPc3d

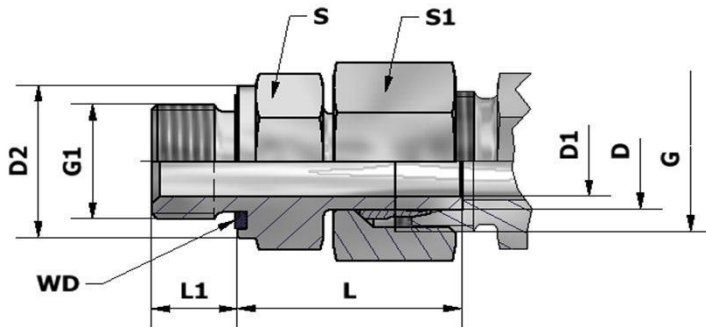
Serienmäßig mit O-Ring und Weichdichtung aus NBR / Auf Wunsch mit FKM lieferbar
Supplied with fitted NBR-O-ring and sealing / FKM on request

EGA..M..ZWD - Gerader Einschraubstutzen mit Schaft

Metr. Einschraubzapfen mit WD (ISO 9974) / Schaftanschluss

EGA..M..ZWD - Straight stud connector

thread: metric parallel with captive seal (ISO 9974) / standpipe



Reihe series	D	G	G1	D1	D2	L	L1	S	S1	Gewicht weight kg/100	Sach-Nr. comp.no.	Artikel-Nr. part.no.
L PN 315	6	M12x1,5	M10x1	3,5	13,9	24,5	8,0	14	14	2,40	51465/21	EGA6M10ZLWDPc3d
	8	M14x1,5	M12x1,5	5,5	16,9	26,5	12,0	17	17	4,00	2039/21	EGA8M12ZLWDPc3d
	10	M16x1,5	M14x1,5	7,0	18,9	27,5	12,0	19	19	4,80	51466/21	EGA10M14ZLWDPc3d
	12	M18x1,5	M16x1,5	9,0	21,9	30,5	12,0	22	22	6,70	51467/21	EGA12M16ZLWDPc3d
	15	M22x1,5	M18x1,5	11,0	23,9	31,5	12,0	24	27	9,50	2004/21	EGA15M18ZLWDPc3d
	18	M26x1,5	M22x1,5	14,0	26,9	31,5	14,0	27	32	13,70	51468/21	EGA18M22ZLWDPc3d
PN 160	22	M30x2	M26x1,5	18,0	31,9	32,5	16,0	32	36	18,10	51469/21	EGA22M26ZLWDPc3d
	28	M36x2	M33x2	23,0	39,9	35,0	18,0	41	41	26,10	51470/21	EGA28M33ZLWDPc3d
	35	M45x2	M42x2	29,5	49,9	42,5	20,0	50	50	43,30	51471/21	EGA35M42ZLWDPc3d
	42	M52x2	M48x2	35,5	54,9	46,5	22,0	55	60	61,10	51472/21	EGA42M48ZLWDPc3d
S PN 630	6	M14x1,5	M12x1,5	3,5	16,9	27,0	12,0	17	17	4,40	51473/21	EGA6M12ZSWDPc3d
	8	M16x1,5	M14x1,5	4,5	18,9	29,5	12,0	19	19	5,70	51474/21	EGA8M14ZSWDPc3d
	10	M18x1,5	M16x1,5	6,5	21,9	32,0	12,0	22	22	8,20	51475/21	EGA10M16ZSWDPc3d
	12	M20x1,5	M18x1,5	7,5	23,9	34,0	12,0	24	24	10,10	51476/21	EGA12M18ZSWDPc3d
PN 400	16	M24x1,5	M22x1,5	11,5	26,9	37,0	14,0	27	30	15,90	51477/21	EGA16M22ZSWDPc3d
	20	M30x2	M27x2	15,5	31,9	43,0	16,0	32	36	25,30	51478/21	EGA20M27ZSWDPc3d
	25	M36x2	M33x2	18,0	39,9	48,0	18,0	41	46	48,80	51479/21	EGA25M33ZSWDPc3d
	30	M42x2	M42x2	23,5	49,9	51,0	20,0	50	50	65,10	51480/21	EGA30M42ZSWDPc3d
PN 315	38	M52x2	M48x2	29,0	54,9	60,0	22,0	55	60	92,60	51481/21	EGA38M48ZSWDPc3d

Serienmäßig mit Weichdichtung aus NBR / Auf Wunsch mit FKM lieferbar
Supplied with fitted NBR-sealing / FKM on request

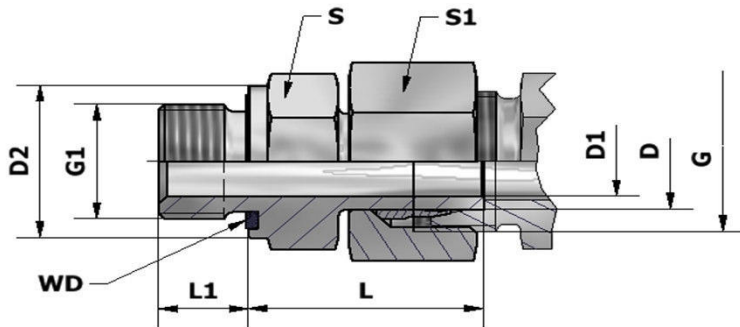
Auf Wunsch mit Einschraubzapfen Form B (ISO 9974) lieferbar
Threaded plug form B (ISO 9974) supplied on request

EGA..R..ZWD - Gerader Einschraubstutzen mit Schaft

Zöll. Einschraubzapfen mit WD (ISO 1179) / Schaftanschluss

EGA..R..ZWD - Straight stud connector

thread: BSP parallel with captive seal (ISO 1179) / standpipe



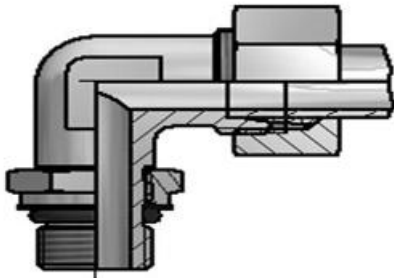
Reihe series	D	G	G1	D1	D2	L	L1	S	S1	Gewicht weight kg/100	Sach-Nr. comp.no.	Artikel-Nr. part.no.
L PN 315	6	M12x1,5	G 1/8 A	3,5	13,9	24,5	8,0	14	14	2,40	51485/21	EGA6R1/8ZLWDPc3d
	8	M14x1,5	G 1/4 A	4,5	18,9	29,5	12,0	19	17	5,10	51486/21	EGA8R1/4ZLWDPc3d
	10	M16x1,5	G 1/4 A	7,0	18,9	27,5	12,0	19	19	4,80	2002/21	EGA10R1/4ZLWDPc3d
	12	M18x1,5	G 3/8 A	7,5	21,9	34,0	12,0	22	22	8,50	2043/21	EGA12R3/8ZLWDPc3d
	15	M22x1,5	G 1/2 A	11,0	26,9	32,0	14,0	27	27	11,40	2000/21	EGA15R1/2ZLWDPc3d
	18	M26x1,5	G 1/2 A	14,0	26,9	31,5	14,0	27	32	13,20	51487/21	EGA18R1/2ZLWDPc3d
PN 160	22	M30x2	G 3/4 A	18,0	31,9	32,5	16,0	32	36	18,10	51488/21	EGA22R3/4ZLWDPc3d
	28	M36x2	G 1 A	23,0	39,9	35,0	18,0	41	41	25,90	51489/21	EGA28R1ZLWDPc3d
	35	M45x2	G 1 1/4 A	29,5	49,9	42,5	20,0	50	50	43,40	51490/21	EGA35R1 1/4 ZLWDPc3d
	42	M52x2	G 1 1/2 A	35,5	54,9	46,5	22,0	55	60	61,10	51491/21	EGA42R1 1/2 ZLWDPc3d
S PN 630	6	M14x1,5	G 1/4 A	3,5	18,9	27,0	12,0	19	17	4,90	51492/21	EGA6R1/4ZSWDPc3d
	8	M16x1,5	G 1/4 A	4,5	18,9	29,5	12,0	19	19	5,60	51493/21	EGA8R1/4ZSWDPc3d
	10	M18x1,5	G 3/8 A	6,5	21,9	32,0	12,0	22	22	8,30	51494/21	EGA10R3/8ZSWDPc3d
	12	M20x1,5	G 3/8 A	7,5	21,9	34,0	12,0	22	24	9,60	4810/21	EGA12R3/8ZSWDPc3d
PN 400	16	M24x1,5	G 1/2 A	11,5	26,9	37,0	14,0	27	30	15,80	51495/21	EGA16R1/2ZSWDPc3d
	20	M30x2	G 3/4 A	15,5	31,9	43,0	16,0	32	36	25,30	51496/21	EGA20R3/4ZSWDPc3d
	25	M36x2	G 1 A	18,0	39,9	48,0	18,0	41	46	48,20	51497/21	EGA25R1ZSWDPc3d
	30	M42x2	G 1 1/4 A	23,5	49,9	51,0	20,0	50	50	65,90	51498/21	EGA30R1 1/4 ZSWDPc3d
PN 315	38	M52x2	G 1 1/2 A	29,0	54,9	60,0	22,0	55	60	94,90	51499/21	EGA38R1 1/2 ZSWDPc3d

Serienmäßig mit Weichdichtung aus NBR / Auf Wunsch mit FKM lieferbar
Supplied with fitted NBR-sealing / FKM on request

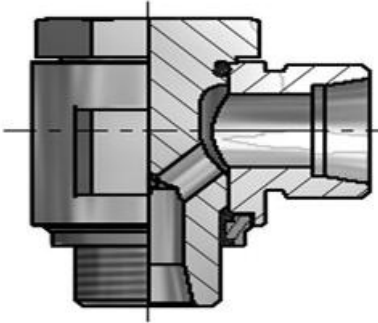
Auf Wunsch mit Einschraubzapfen Form B (ISO 1179) lieferbar
Threaded plug form B (ISO 1179) supplied on request

24°-DIN- Verschraubungen
24° DIN connectors

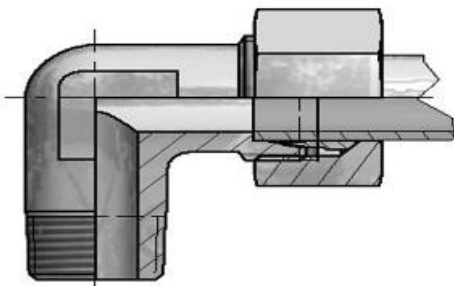
Einschraubverschraubungen
einstellbar mit Kontermutter
Male connectors
adjustable with locknut



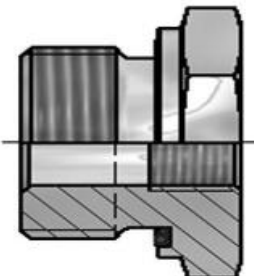
Schwenkverschraubungen
Banjo couplings



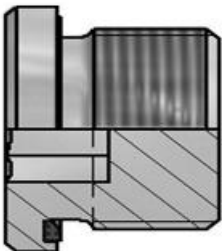
Einschraubverschraubungen
nicht einstellbar
Male connectors
not adjustable



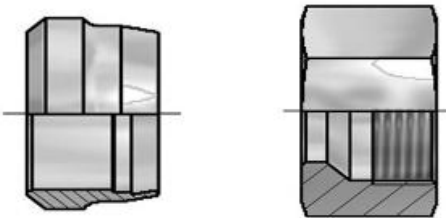
Reduzierschraubungen
Reduction sockets



Verschlusssteile / Locking parts



Verschraubungs Einzelteile / Single parts



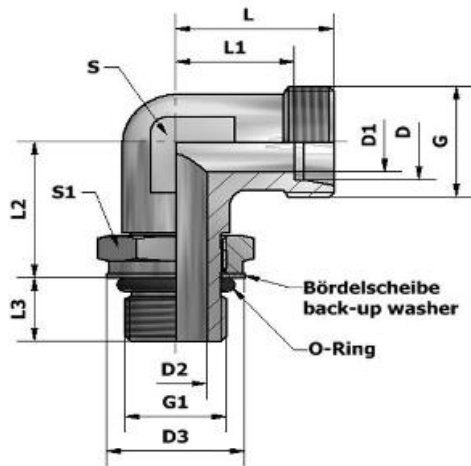
XWEB..M - Einstellbarer Winkelstutzen mit Bördelscheibe

Metr. Einschraubzapfen mit O-Ring (ISO 6149-2/3) / 24°-Anschluss

arco

XWEB..M - Adjustable male stud elbow with back-up washer

thread: metric parallel with O-ring (ISO 6149-2/3) / 24° cone end



Für Einschraubloch ISO 6149-1 / for port forms acc. to ISO 6149-1

Reihe series	D	G	G1	D1	D2	D3	L	L1	L2	L3	S	S1	Gewicht weight kg/100	Sach-Nr. comp.no.	Artikel-Nr. part.no.
L	6	M12x1,5	M10x1	4	4,5	15	19	12,0	20	8,5	12	14	3,10	50455/21	XWEB6M10LPc3d
PN 315	8	M14x1,5	M12x1,5	6	6,0	18	21	14,0	22	11,0	12	17	4,10	50456/21	XWEB8M12LPc3d
	10	M16x1,5	M14x1,5	8	7,5	20	22	15,0	25	11,0	14	19	5,20	50457/21	XWEB10M14LPc3d
PN 250	12	M18x1,5	M16x1,5	10	9,0	23	24	17,0	26	11,5	17	22	6,80	50458/21	XWEB12M16LPc3d
	15	M22x1,5	M18x1,5	12	11,0	25	28	22,0	27	12,5	19	24	10,30	50459/21	XWEB15M18LPc3d
	18	M26x1,5	M22x1,5	15	14,0	28	31	23,5	33	13,0	24	27	15,80	50460/21	XWEB18M22LPc3d
PN 160	22	M30x2	M27x2	19	18,0	33	35	27,5	36	16,0	27	32	21,10	50461/21	XWEB22M27LPc3d
	28	M36x2	M33x2	24	23,0	42	38	30,5	39	16,0	36	41	35,20	50462/21	XWEB28M33LPc3d
	35	M45x2	M42x2	30	30,0	51	45	34,5	48	16,0	41	50	54,90	50463/21	XWEB35M42LPc3d
	42	M52x2	M48x2	36	36,0	56	51	40,0	49	17,5	50	55	82,60	50464/21	XWEB42M48LPc3d
S	6	M14x1,5	M12x1,5	4	4,0	18	23	16,0	22	11,0	12	17	4,80	50465/21	XWEB6M12SPc3d
PN 315	8	M16x1,5	M14x1,5	5	6,0	20	24	17,0	25	11,0	14	19	6,70	50466/21	XWEB8M14SPc3d
	10	M18x1,5	M16x1,5	7	7,0	23	25	17,5	26	12,5	17	22	9,10	50467/21	XWEB10M16SPc3d
	12	M20x1,5	M18x1,5	8	9,0	25	29	21,5	28	14,0	19	24	12,60	50468/21	XWEB12M18SPc3d
	16	M24x1,5	M22x1,5	12	12,0	28	33	24,5	35	15,0	24	27	19,20	50469/21	XWEB16M22SPc3d
	20	M30x2	M27x2	16	15,0	33	37	26,5	39	18,5	27	32	27,70	50470/21	XWEB20M27SPc3d
PN 250	25	M36x2	M33x2	20	20,0	42	42	30,0	43	18,5	36	41	49,20	50471/21	XWEB25M33SPc3d
	30	M42x2	M42x2	25	26,0	51	49	35,5	51	19,0	41	50	79,20	50472/21	XWEB30M42SPc3d
PN 200	38	M52x2	M48x2	32	32,0	56	57	41,0	54	21,5	50	55	112,60	50473/21	XWEB38M48SPc3d

Serienmäßig mit O-Ring aus NBR / Auf Wunsch mit FKM lieferbar
Supplied with fitted NBR-O-ring / FKM on request

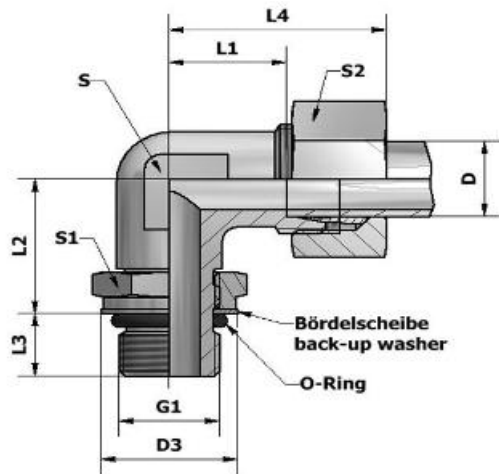
WEB..M - Einstellbare Winkelverschraubung mit Bördelscheibe

Metr. Einschraubzapfen mit O-Ring (ISO 6149-2/3) / 24°-Anschluss

arco

WEB..M - Adjustable male stud elbow with back-up washer

thread: metric parallel with O-ring (ISO 6149-2/3) / 24° cone end



Für Einschraubloch ISO 6149-1 / for port forms acc. to ISO 6149-1

Reihe series	D	G1	D3	L1	L2	L3	L4	S	S1	S2	Gewicht weight kg/100	Sach-Nr. comp.no.	Artikel-Nr. part.no.
L	6	M10x1	14,5	12,0	20	8,5	27	12	14	14	4,15	51700/21	WEB6M10LPc3d
PN 315	8	M12x1,5	17,5	14,0	22	11,0	29	12	17	17	5,70	51701/21	WEB8M12LPc3d
	10	M14x1,5	19,5	15,0	25	11,0	30	14	19	19	7,45	51702/21	WEB10M14LPc3d
PN 250	12	M16x1,5	22,5	17,0	26	11,5	32	17	22	22	9,60	51703/21	WEB12M16LPc3d
	15	M18x1,5	24,5	22,0	27	12,5	36	19	24	27	14,70	51704/21	WEB15M18LPc3d
	18	M22x1,5	27,5	23,5	33	13,0	40	24	27	32	22,25	51705/21	WEB18M22LPc3d
PN 160	22	M27x2	32,5	27,5	36	16,0	44	27	32	36	29,70	51706/21	WEB22M27LPc3d
	28	M33x2	41,5	30,5	39	16,0	47	36	41	41	44,45	51707/21	WEB28M33LPc3d
	35	M42x2	50,5	34,5	48	16,0	56	41	50	50	69,60	51708/21	WEB35M42LPc3d
	42	M48x2	55,5	40,0	49	17,5	63	50	55	60	105,70	51709/21	WEB42M48LPc3d
S	6	M12x1,5	17,5	16,0	22	11,0	31	12	17	17	6,45	51710/21	WEB6M12SPc3d
PN 315	8	M14x1,5	19,5	17,0	25	11,0	32	14	19	19	8,60	51711/21	WEB8M14SPc3d
	10	M16x1,5	22,5	17,5	26	12,5	34	17	22	22	12,35	51712/21	WEB10M16SPc3d
	12	M18x1,5	24,5	21,5	28	14,0	38	19	24	24	16,40	51713/21	WEB12M18SPc3d
	16	M22x1,5	27,5	24,5	35	15,0	43	24	27	30	25,60	51714/21	WEB16M22SPc3d
	20	M27x2	32,5	26,5	39	18,5	48	27	32	36	38,05	51715/21	WEB20M27SPc3d
PN 250	25	M33x2	41,5	30,0	43	18,5	54	36	41	46	69,75	51716/21	WEB25M33SPc3d
	30	M42x2	50,5	35,5	51	19,0	62	41	50	50	102,15	51717/21	WEB30M42SPc3d
PN 200	38	M48x2	55,5	41,0	54	21,5	72	50	55	60	145,50	51718/21	WEB38M48SPc3d

Serienmäßig mit O-Ring aus NBR / Auf Wunsch mit FKM lieferbar
Supplied with fitted NBR-O-ring / FKM on request

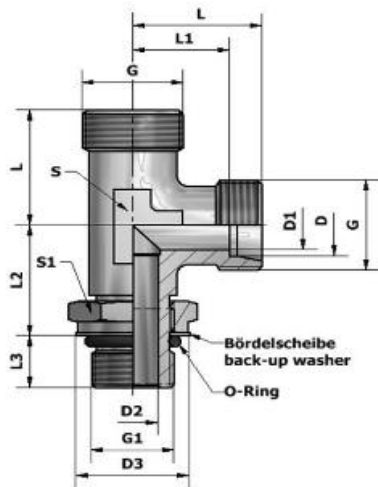
XLEB..M - Einstellbarer L-Stutzen mit Bördelscheibe

Metr. Einschraubzapfen mit O-Ring (ISO 6149-2/3) / 24°-Anschluss

arco

XLEB..M - Adjustable male stud run tee with back-up washer

thread: metric parallel with O-ring (ISO 6149-2/3) / 24° cone end



Für Einschraubloch ISO 6149-1 / for port forms acc. to ISO 6149-1

Reihe series	D	G	G1	D1	D2	D3	L	L1	L2	L3	S	S1	Gewicht weight kg/100	Sach-Nr. comp.no.	Artikel-Nr. part.no.
L	6	M12x1,5	M10x1	4	4,5	15	19	12,0	20	8,5	12	14	4,70	50474/21	XLEB6M10LPc3d
PN 315	8	M14x1,5	M12x1,5	6	6,0	18	21	14,0	22	11,0	12	17	5,90	50475/21	XLEB8M12LPc3d
	10	M16x1,5	M14x1,5	8	7,5	20	22	15,0	25	11,0	14	19	6,80	50476/21	XLEB10M14LPc3d
PN 250	12	M18x1,5	M16x1,5	10	9,0	23	24	17,0	26	11,5	17	22	8,20	50477/21	XLEB12M16LPc3d
	15	M22x1,5	M18x1,5	12	11,0	25	28	22,0	27	12,5	19	24	12,70	50478/21	XLEB15M18LPc3d
	18	M26x1,5	M22x1,5	15	14,0	28	31	23,5	33	13,0	24	27	19,80	50479/21	XLEB18M22LPc3d
PN 160	22	M30x2	M27x2	19	18,0	33	35	27,5	36	16,0	27	32	27,60	50480/21	XLEB22M27LPc3d
	28	M36x2	M33x2	24	23,0	42	38	30,5	39	16,0	36	41	44,60	50481/21	XLEB28M33LPc3d
	35	M45x2	M42x2	30	30,0	51	45	34,5	48	16,0	41	50	68,30	50482/21	XLEB35M42LPc3d
	42	M52x2	M48x2	36	36,0	56	51	40,0	49	17,5	50	55	95,10	50483/21	XLEB42M48LPc3d
S	6	M14x1,5	M12x1,5	4	4,0	18	23	16,0	22	11,0	12	17	7,10	50484/21	XLEB6M12SPc3d
PN 315	8	M16x1,5	M14x1,5	5	6,0	20	24	17,0	25	11,0	14	19	8,60	50485/21	XLEB8M14SPc3d
	10	M18x1,5	M16x1,5	7	7,0	23	25	17,5	26	12,5	17	22	12,10	50486/21	XLEB10M16SPc3d
	12	M20x1,5	M18x1,5	8	9,0	25	29	21,5	28	14,0	19	24	15,30	50487/21	XLEB12M18SPc3d
	16	M24x1,5	M22x1,5	12	12,0	28	33	24,5	35	15,0	24	27	24,80	50488/21	XLEB16M22SPc3d
	20	M30x2	M27x2	16	15,0	33	37	26,5	39	18,5	27	32	38,00	50489/21	XLEB20M27SPc3d
PN 250	25	M36x2	M33x2	20	20,0	42	42	30,0	43	18,5	36	41	62,10	50490/21	XLEB25M33SPc3d
	30	M42x2	M42x2	25	26,0	51	49	35,5	51	19,0	41	50	98,20	50491/21	XLEB30M42SPc3d
PN 200	38	M52x2	M48x2	32	32,0	56	57	41,0	54	21,5	50	55	139,20	50492/21	XLEB38M48SPc3d

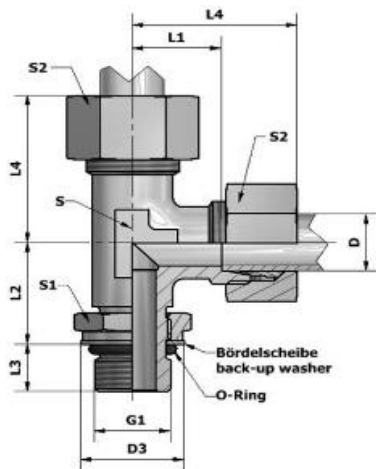
Serienmäßig mit O-Ring aus NBR / Auf Wunsch mit FKM lieferbar
Supplied with fitted NBR-O-ring / FKM on request

LEB..M - Einstellbare L-Verschraubung mit Bördelscheibe

Metr. Einschraubzapfen mit O-Ring (ISO 6149-2/3) / 24°-Anschluss

LEB..M - Adjustable male stud run tee with back-up washer

thread: metric parallel with O-ring (ISO 6149-2/3) / 24° cone end



Für Einschraubloch ISO 6149-1 / for port forms acc. to ISO 6149-1

Reihe series	D	G1	D3	L1	L2	L3	L4	S	S1	S2	Gewicht weight kg/100	Sach-Nr. comp.no.	Artikel-Nr. part.no.
L	6	M10x1	14,5	12,0	20	8,5	27	12	14	14	6,80	51720/21	LEB6M10LPc3d
PN 315	8	M12x1,5	17,5	14,0	22	11,0	29	12	17	17	9,10	51721/21	LEB8M12LPc3d
	10	M14x1,5	19,5	15,0	25	11,0	30	14	19	19	11,30	51722/21	LEB10M14LPc3d
PN 250	12	M16x1,5	22,5	17,0	26	11,5	32	17	22	22	13,80	51723/21	LEB12M16LPc3d
	15	M18x1,5	24,5	22,0	27	12,5	36	19	24	27	21,50	51724/21	LEB15M18LPc3d
	18	M22x1,5	27,5	23,5	33	13,0	40	24	27	32	32,70	51725/21	LEB18M22LPc3d
PN 160	22	M27x2	32,5	27,5	36	16,0	44	27	32	36	44,80	51726/21	LEB22M27LPc3d
	28	M33x2	41,5	30,5	39	16,0	47	36	41	41	63,10	51727/21	LEB28M33LPc3d
	35	M42x2	50,5	34,5	48	16,0	56	41	50	50	97,70	51728/21	LEB35M42LPc3d
	42	M48x2	55,5	40,0	49	17,5	63	50	55	60	141,30	51729/21	LEB42M48LPc3d
S	6	M12x1,5	17,5	16,0	22	11,0	31	12	17	17	10,40	51730/21	LEB6M12SPc3d
PN 315	8	M14x1,5	19,5	17,0	25	11,0	32	14	19	19	12,40	51731/21	LEB8M14SPc3d
	10	M16x1,5	22,5	17,5	26	12,5	34	17	22	22	18,60	51732/21	LEB10M16SPc3d
	12	M18x1,5	24,5	21,5	28	14,0	38	19	24	24	22,90	51733/21	LEB12M18SPc3d
	16	M22x1,5	27,5	24,5	35	15,0	43	24	27	30	37,60	51734/21	LEB16M22SPc3d
	20	M27x2	32,5	26,5	39	18,5	48	27	32	36	58,70	51735/21	LEB20M27SPc3d
PN 250	25	M33x2	41,5	30,0	43	18,5	54	36	41	46	103,20	51736/21	LEB25M33SPc3d
	30	M42x2	50,5	35,5	51	19,0	62	41	50	50	144,10	51737/21	LEB30M42SPc3d
PN 200	38	M48x2	55,5	41,0	54	21,5	72	50	55	60	205,00	51738/21	LEB38M48SPc3d

Serienmäßig mit O-Ring aus NBR / Auf Wunsch mit FKM lieferbar
Supplied with fitted NBR-O-ring / FKM on request

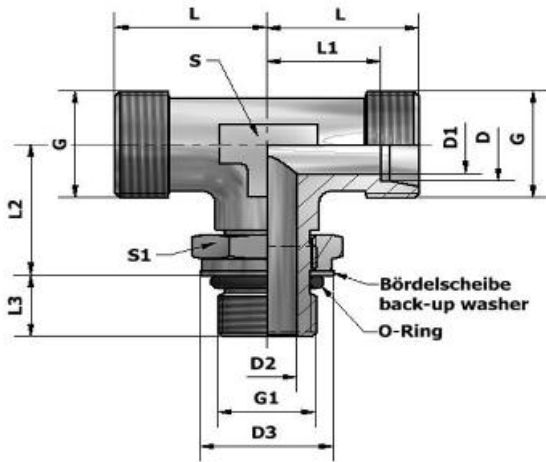
XTEB..M - Einstellbarer T-Stutzen mit Bördelscheibe

Metr. Einschraubzapfen mit O-Ring (ISO 6149-2/3) / 24°-Anschluss

arco

XTEB..M - Adjustable male stud branch tee with back-up washer

thread: metric parallel with O-ring (ISO 6149-2/3) / 24° cone end



Für Einschraubloch ISO 6149-1 / for port forms acc. to ISO 6149-1

Reihe series	D	G	G1	D1	D2	D3	L	L1	L2	L3	S	S1	Gewicht weight kg/100	Sach-Nr. comp.no.	Artikel-Nr. part.no.
L	6	M12x1,5	M10x1	4	4,5	14,5	19	12,0	20	8,5	12	14	4,70	50493/21	XTEB6M10LPc3d
PN 315	8	M14x1,5	M12x1,5	6	6,0	17,5	21	14,0	22	11,0	12	17	5,90	50494/21	XTEB8M12LPc3d
	10	M16x1,5	M14x1,5	8	7,5	19,5	22	15,0	25	11,0	14	19	6,80	50495/21	XTEB10M14LPc3d
PN 250	12	M18x1,5	M16x1,5	10	9,0	22,5	24	17,0	26	11,5	17	22	8,20	50496/21	XTEB12M16LPc3d
	15	M22x1,5	M18x1,5	12	11,0	24,5	28	22,0	27	12,5	19	24	12,70	50497/21	XTEB15M18LPc3d
	18	M26x1,5	M22x1,5	15	14,0	27,5	31	23,5	33	13,0	24	27	19,80	50498/21	XTEB18M22LPc3d
PN 160	22	M30x2	M27x2	19	18,0	32,5	35	27,5	36	16,0	27	32	27,60	50499/21	XTEB22M27LPc3d
	28	M36x2	M33x2	24	23,0	41,5	38	30,5	39	16,0	36	41	44,60	50500/21	XTEB28M33LPc3d
	35	M45x2	M42x2	30	30,0	50,5	45	34,5	48	16,0	41	50	68,30	50501/21	XTEB35M42LPc3d
	42	M52x2	M48x2	36	36,0	55,5	51	40,0	49	17,5	50	55	95,10	50502/21	XTEB42M48LPc3d
S	6	M14x1,5	M12x1,5	4	4,0	17,5	23	16,0	22	11,0	12	17	7,10	50503/21	XTEB6M12SPc3d
PN 315	8	M16x1,5	M14x1,5	5	6,0	19,5	24	17,0	25	11,0	14	19	8,60	50504/21	XTEB8M14SPc3d
	10	M18x1,5	M16x1,5	7	7,0	22,5	25	17,5	26	12,5	17	22	12,10	50505/21	XTEB10M16SPc3d
	12	M20x1,5	M18x1,5	8	9,0	24,5	29	21,5	28	14,0	19	24	15,30	50506/21	XTEB12M18SPc3d
	16	M24x1,5	M22x1,5	12	12,0	27,5	33	24,5	35	15,0	24	27	24,80	50507/21	XTEB16M22SPc3d
	20	M30x2	M27x2	16	15,0	32,5	37	26,5	39	18,5	27	32	38,00	50508/21	XTEB20M27SPc3d
PN 250	25	M36x2	M33x2	20	20,0	41,5	42	30,0	43	18,5	36	41	62,10	50509/21	XTEB25M33SPc3d
	30	M42x2	M42x2	25	26,0	50,5	49	35,5	51	19,0	41	50	98,20	50510/21	XTEB30M42SPc3d
PN 200	38	M52x2	M48x2	32	32,0	55,5	57	41,0	54	21,5	50	55	139,20	50511/21	XTEB38M48SPc3d

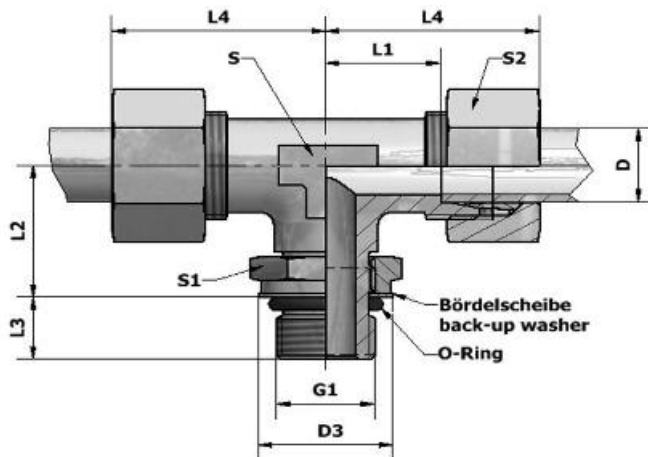
Serienmäßig mit O-Ring aus NBR / Auf Wunsch mit FKM lieferbar
Supplied with fitted NBR-O-ring / FKM on request

TEB..M - Einstellbare T-Verschraubung mit Bördelscheibe

Metr. Einschraubzapfen mit O-Ring (ISO 6149-2/3) / 24°-Anschluss

TEB..M - Adjustable male stud branch tee with back-up washer

thread: metric parallel with O-ring (ISO 6149-2/3) / 24° cone end



Für Einschraubloch ISO 6149-1 / for port forms acc. to ISO 6149-1

Reihe series	D	G1	D3	L1	L2	L3	L4	S	S1	S2	Gewicht weight kg/100	Sach-Nr. comp.no.	Artikel-Nr. part.no.
L	6	M10x1	14,5	12,0	20	8,5	27	12	14	14	6,80	51740/21	TEB6M10LPc3d
PN 315	8	M12x1,5	17,5	14,0	22	11,0	29	12	17	17	9,10	51741/21	TEB8M12LPc3d
	10	M14x1,5	19,5	15,0	25	11,0	30	14	19	19	11,30	51742/21	TEB10M14LPc3d
PN 250	12	M16x1,5	22,5	17,0	26	11,5	32	17	22	22	13,80	51743/21	TEB12M16LPc3d
	15	M18x1,5	24,5	22,0	27	12,5	36	19	24	27	21,50	51744/21	TEB15M18LPc3d
	18	M22x1,5	27,5	23,5	33	13,0	40	24	27	32	32,70	51745/21	TEB18M22LPc3d
PN 160	22	M27x2	32,5	27,5	36	16,0	44	27	32	36	44,80	51746/21	TEB22M27LPc3d
	28	M33x2	41,5	30,5	39	16,0	47	36	41	41	63,10	51747/21	TEB28M33LPc3d
	35	M42x2	50,5	34,5	48	16,0	56	41	50	50	97,70	51748/21	TEB35M42LPc3d
	42	M48x2	55,5	40,0	49	17,5	63	50	55	60	141,30	51749/21	TEB42M48LPc3d
S	6	M12x1,5	17,5	16,0	22	11,0	31	12	17	17	10,40	51750/21	TEB6M12SPc3d
PN 315	8	M14x1,5	19,5	17,0	25	11,0	32	14	19	19	12,40	51751/21	TEB8M14SPc3d
	10	M16x1,5	22,5	17,5	26	12,5	34	17	22	22	18,60	51752/21	TEB10M16SPc3d
	12	M18x1,5	24,5	21,5	28	14,0	38	19	24	24	22,90	51753/21	TEB12M18SPc3d
	16	M22x1,5	27,5	24,5	35	15,0	43	24	27	30	37,60	51754/21	TEB16M22SPc3d
	20	M27x2	32,5	26,5	39	18,5	48	27	32	36	58,70	51755/21	TEB20M27SPc3d
PN 250	25	M33x2	41,5	30,0	43	18,5	54	36	41	46	103,20	51756/21	TEB25M33SPc3d
	30	M42x2	50,5	35,5	51	19,0	62	41	50	50	144,10	51757/21	TEB30M42SPc3d
PN 200	38	M48x2	55,5	41,0	54	21,5	72	50	55	60	205,00	51758/21	TEB38M48SPc3d

Serienmäßig mit O-Ring aus NBR / Auf Wunsch mit FKM lieferbar
Supplied with fitted NBR-O-ring / FKM on request

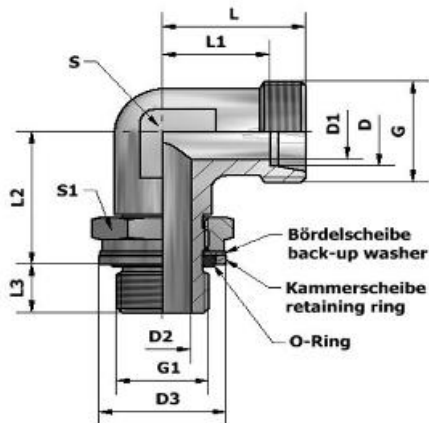
XWEB..M..KS - Einstellbarer Winkelstutzen mit Bördelscheibe und Kammerscheibe

Metr. Einschraubzapfen mit O-Ring (ISO 6149-2/3) / 24°-Anschluss

XWEB..M..KS - Adjustable male stud elbow with back-up washer and retaining ring

thread: metric parallel with O-ring (ISO 6149-2/3) / 24° cone end

arco



Kammerscheibe für Einschraubloch ISO 9974-1 (DIN 3852-1) mit breiter Ausdrehung
retaining ring for port forms acc. to ISO 9974-1 (DIN 3852-1) with wide turned groove

Reihe series	D	G	G1	D1	D2	D3	L	L1	L2	L3	S	S1	Gewicht weight kg/100	Sach-Nr. comp.no.	Artikel-Nr. part.no.
L	6	M12x1,5	M10x1	4	4,5	14,8	19	12,0	21,5	7,0	12	14	3,60	50512/21	XWEB6M10LPKSc3d
PN 315	8	M14x1,5	M12x1,5	6	6,0	17,8	21	14,0	23,5	9,5	12	17	5,00	50513/21	XWEB8M12LPKSc3d
	10	M16x1,5	M14x1,5	8	7,5	19,8	22	15,0	36,5	9,5	14	19	6,10	50514/21	XWEB10M14LPKSc3d
PN 250	12	M18x1,5	M16x1,5	10	9,0	21,8	24	17,0	27,5	10,0	17	22	8,10	50515/21	XWEB12M16LPKSc3d
	15	M22x1,5	M18x1,5	12	11,0	23,8	28	22,0	29,0	10,5	19	24	11,70	50516/21	XWEB15M18LPKSc3d
	18	M26x1,5	M22x1,5	15	14,0	27,8	31	23,5	35,0	11,0	24	27	17,50	50517/21	XWEB18M22LPKSc3d
PN 160	22	M30x2	M27x2	19	18,0	32,8	35	27,5	38,5	13,5	27	32	23,90	50518/21	XWEB22M27LPKSc3d
	28	M36x2	M33x2	24	23,0	39,8	38	30,5	41,5	13,5	36	41	40,20	50519/21	XWEB28M33LPKSc3d
	35	M45x2	M42x2	30	30,0	49,8	45	34,5	50,5	13,5	41	50	61,10	50520/21	XWEB35M42LPKSc3d
	42	M52x2	M48x2	36	36,0	55,8	51	40,0	51,5	15,0	50	55	88,40	50521/21	XWEB42M48LPKSc3d
S	6	M14x1,5	M12x1,5	4	4,0	17,8	23	16,0	23,5	9,5	12	17	5,80	50522/21	XWEB6M12SPKSc3d
	8	M16x1,5	M14x1,5	5	6,0	19,8	24	17,0	26,5	9,5	14	19	7,70	50523/21	XWEB8M14SPKSc3d
	10	M18x1,5	M16x1,5	7	7,0	21,8	25	17,5	27,5	11,0	17	22	10,60	50524/21	XWEB10M16SPKSc3d
	12	M20x1,5	M18x1,5	8	9,0	23,8	29	21,5	30,0	12,0	19	24	14,40	50525/21	XWEB12M18SPKSc3d
PN 250	16	M24x1,5	M22x1,5	12	12,0	27,8	33	24,5	37,0	13,0	24	27	20,90	50526/21	XWEB16M22SPKSc3d
	20	M30x2	M27x2	16	15,0	32,8	37	26,5	41,5	16,0	27	32	31,20	50527/21	XWEB20M27SPKSc3d
PN 160	25	M36x2	M33x2	20	20,0	39,8	42	30,0	45,5	16,0	36	41	55,90	50528/21	XWEB25M33SPKSc3d
	30	M42x2	M42x2	25	26,0	49,8	49	35,5	53,5	16,5	41	50	87,10	50529/21	XWEB30M42SPKSc3d
	38	M52x2	M48x2	32	32,0	55,8	57	41,0	56,5	19,0	50	55	121,90	50530/21	XWEB38M48SPKSc3d

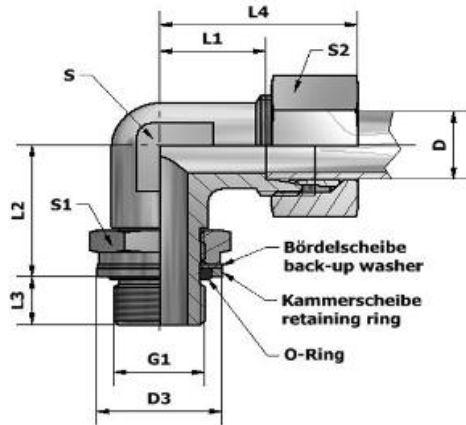
Serienmäßig mit O-Ring aus NBR / Auf Wunsch mit FKM lieferbar
Supplied with fitted NBR-O-ring / FKM on request

WEB..M..KS - Einstellbare Winkelverschraubung mit Bördelscheibe und Kammerscheibe

Metr. Einschraubzapfen mit O-Ring (ISO 6149-2/3) / 24°-Anschluss

WEB..M..KS - Adjustable male stud elbow with back-up washer and retaining ring

thread: metric parallel with O-ring (ISO 6149-2/3) / 24° cone end



Kammerscheibe für Einschraubloch ISO 9974-1 (DIN 3852-1) mit breiter Ausdrehung
retaining ring for port forms acc. to ISO 9974-1 (DIN 3852-1) with wide turned groove

Reihe series	D	G1	D3	L1	L2	L3	L4	S	S1	S2	Gewicht weight kg/100	Sach-Nr. comp. no.	Artikel-Nr. part. no.
L	6	M10x1	14,8	12,0	21,5	7,0	27	12	14	14	4,65	51760/21	WEB6M10LPKSc3d
PN 315	8	M12x1,5	17,8	14,0	23,5	9,5	29	12	17	17	6,60	51761/21	WEB8M12LPKSc3d
	10	M14x1,5	19,8	15,0	36,5	9,5	30	14	19	19	8,35	51762/21	WEB10M14LPKSc3d
PN 250	12	M16x1,5	21,8	17,0	27,5	10,0	32	17	22	22	10,90	51763/21	WEB12M16LPKSc3d
	15	M18x1,5	23,8	22,0	29,0	10,5	36	19	24	27	16,10	51764/21	WEB15M18LPKSc3d
	18	M22x1,5	27,8	23,5	35,0	11,0	40	24	27	32	23,95	51765/21	WEB18M22LPKSc3d
PN 160	22	M27x2	32,8	27,5	38,5	13,5	44	27	32	36	32,50	51766/21	WEB22M27LPKSc3d
	28	M33x2	39,8	30,5	41,5	13,5	47	36	41	41	49,45	51767/21	WEB28M33LPKSc3d
	35	M42x2	49,8	34,5	50,5	13,5	56	41	50	50	75,80	51768/21	WEB35M42LPKSc3d
	42	M48x2	55,8	40,0	51,5	15,0	63	50	55	60	111,50	51769/21	WEB42M48LPKSc3d
S	6	M12x1,5	17,8	16,0	23,5	9,5	31	12	17	17	7,45	51770/21	WEB6M12SPKSc3d
PN 315	8	M14x1,5	19,8	17,0	26,5	9,5	32	14	19	19	9,60	51771/21	WEB8M14SPKSc3d
	10	M16x1,5	21,8	17,5	27,5	11,0	34	17	22	22	13,85	51772/21	WEB10M16SPKSc3d
	12	M18x1,5	23,8	21,5	30,0	12,0	38	19	24	24	18,20	51773/21	WEB12M18SPKSc3d
PN 250	16	M22x1,5	27,8	24,5	37,0	13,0	43	24	27	30	27,30	51774/21	WEB16M22SPKSc3d
	20	M27x2	32,8	26,5	41,5	16,0	48	27	32	36	41,55	51775/21	WEB20M27SPKSc3d
PN 160	25	M33x2	39,8	30,0	45,5	16,0	54	36	41	46	76,45	51776/21	WEB25M33SPKSc3d
	30	M42x2	49,8	35,5	53,5	16,5	62	41	50	50	110,05	51777/21	WEB30M42SPKSc3d
	38	M48x2	55,8	41,0	56,5	19,0	72	50	55	60	154,80	51778/21	WEB38M48SPKSc3d

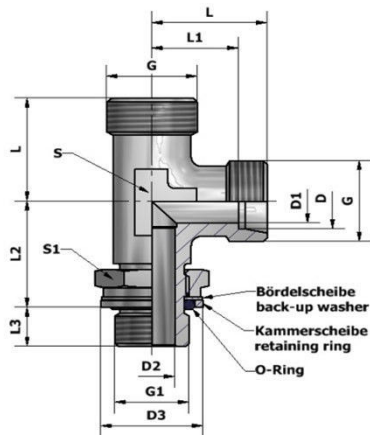
Serienmäßig mit O-Ring aus NBR / Auf Wunsch mit FKM lieferbar
Supplied with fitted NBR-O-ring / FKM on request

XLEB..M..KS - Einstellbarer L-Stutzen mit Bördelscheibe und Kammerscheibe

Metr. Einschraubzapfen mit O-Ring (ISO 6149-2/3) / 24°-Anschluss

XLEB..M..KS - Adjustable male stud run tee with back-up washer and retaining ring

thread: metric parallel with O-ring (ISO 6149-2/3) / 24° cone end



Kammerscheibe für Einschraubloch ISO 9974-1 (DIN 3852-1) mit breiter Ausdrehung
retaining ring for port forms acc. to ISO 9974-1 (DIN 3852-1) with wide turned groove

Reihe series	D	G	G1	D1	D2	D3	L	L1	L2	L3	S	S1	Gewicht weight kg/100	Sach-Nr. comp.no.	Artikel-Nr. part.no.
L	6	M12x1,5	M10x1	4	4,5	14,8	19	12,0	21,5	7,0	12	14	5,20	50531/21	XLEB6M10LPKSc3d
PN 315	8	M14x1,5	M12x1,5	6	6,0	17,8	21	14,0	23,5	9,5	12	17	6,80	50532/21	XLEB8M12LPKSc3d
	10	M16x1,5	M14x1,5	8	7,5	19,8	22	15,0	36,5	9,5	14	19	7,70	50533/21	XLEB10M14LPKSc3d
PN 250	12	M18x1,5	M16x1,5	10	9,0	21,8	24	17,0	27,5	10,0	17	22	9,60	50534/21	XLEB12M16LPKSc3d
	15	M22x1,5	M18x1,5	12	11,0	23,8	28	22,0	29,0	10,5	19	24	14,10	50535/21	XLEB15M18LPKSc3d
	18	M26x1,5	M22x1,5	15	14,0	27,8	31	23,5	35,0	11,0	24	27	21,50	50536/21	XLEB18M22LPKSc3d
PN 160	22	M30x2	M27x2	19	18,0	32,8	35	27,5	38,5	13,5	27	32	30,40	50537/21	XLEB22M27LPKSc3d
	28	M36x2	M33x2	24	23,0	39,8	38	30,5	41,5	13,5	36	41	49,50	50538/21	XLEB28M33LPKSc3d
	35	M45x2	M42x2	30	30,0	49,8	45	34,5	50,5	13,5	41	50	74,40	50539/21	XLEB35M42LPKSc3d
	42	M52x2	M48x2	36	36,0	55,8	51	40,0	51,5	15,0	50	55	100,90	50540/21	XLEB42M48LPKSc3d
S	6	M14x1,5	M12x1,5	4	4,0	17,8	23	16,0	23,5	9,5	12	17	8,00	50541/21	XLEB6M12SPKSc3d
	8	M16x1,5	M14x1,5	5	6,0	19,8	24	17,0	26,5	9,5	14	19	9,50	50542/21	XLEB8M14SPKSc3d
	10	M18x1,5	M16x1,5	7	7,0	21,8	25	17,5	27,5	11,0	17	22	13,60	50543/21	XLEB10M16SPKSc3d
	12	M20x1,5	M18x1,5	8	9,0	23,8	29	21,5	30,0	12,0	19	24	17,20	50544/21	XLEB12M18SPKSc3d
PN 250	16	M24x1,5	M22x1,5	12	12,0	27,8	33	24,5	37,0	13,0	24	27	26,60	50545/21	XLEB16M22SPKSc3d
	20	M30x2	M27x2	16	15,0	32,8	37	26,5	41,5	16,0	27	32	41,40	50546/21	XLEB20M27SPKSc3d
PN 160	25	M36x2	M33x2	20	20,0	39,8	42	30,0	45,5	16,0	36	41	68,90	50547/21	XLEB25M33SPKSc3d
	30	M42x2	M42x2	25	26,0	49,8	49	35,5	53,5	16,5	41	50	106,10	50548/21	XLEB30M42SPKSc3d
	38	M52x2	M48x2	32	32,0	55,8	57	41,0	56,5	19,0	50	55	148,60	50549/21	XLEB38M48SPKSc3d

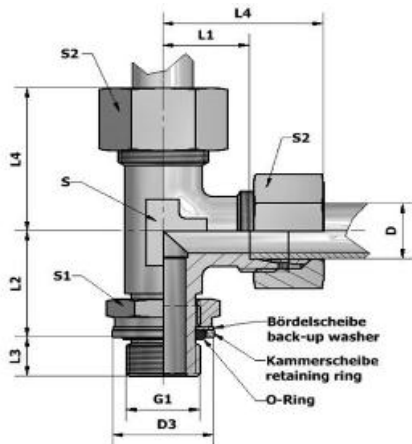
Serienmäßig mit O-Ring aus NBR / Auf Wunsch mit FKM lieferbar
Supplied with fitted NBR-O-ring / FKM on request

LEB..M..KS - Einstellbare L-Verschraubung mit Bördelscheibe und Kammerscheibe

Metr. Einschraubzapfen mit O-Ring (ISO 6149-2/3) / 24°-Anschluss

LEB..M..KS - Adjustable male stud run tee with back-up washer and retaining ring

thread: metric parallel with O-ring (ISO 6149-2/3) / 24° cone end



Kammerscheibe für Einschraubloch ISO 9974-1 (DIN 3852-1) mit breiter Ausdrehung
retaining ring for port forms acc. to ISO 9974-1 (DIN 3852-1) with wide turned groove

Reihe series	D	G1	D3	L1	L2	L3	L4	S	S1	S2	Gewicht weight kg/100	Sach-Nr. comp.no.	Artikel-Nr. part.no.
L	6	M10x1	14,8	12,0	21,5	7,0	27	12	14	14	7,30	51800/21	LEB6M10LPKSc3d
PN 315	8	M12x1,5	17,8	14,0	23,5	9,5	29	12	17	17	10,00	51801/21	LEB8M12LPKSc3d
	10	M14x1,5	19,8	15,0	36,5	9,5	30	14	19	19	12,20	51802/21	LEB10M14LPKSc3d
PN 250	12	M16x1,5	21,8	17,0	27,5	10,0	32	17	22	22	15,20	51803/21	LEB12M16LPKSc3d
	15	M18x1,5	23,8	22,0	29,0	10,5	36	19	24	27	22,90	51804/21	LEB15M18LPKSc3d
	18	M22x1,5	27,8	23,5	35,0	11,0	40	24	27	32	34,40	51805/21	LEB18M22LPKSc3d
PN 160	22	M27x2	32,8	27,5	38,5	13,5	44	27	32	36	47,60	51806/21	LEB22M27LPKSc3d
	28	M33x2	39,8	30,5	41,5	13,5	47	36	41	41	68,00	51807/21	LEB28M33LPKSc3d
	35	M42x2	49,8	34,5	50,5	13,5	56	41	50	50	103,80	51808/21	LEB35M42LPKSc3d
	42	M48x2	55,8	40,0	51,5	15,0	63	50	55	60	147,10	51809/21	LEB42M48LPKSc3d
S	6	M12x1,5	17,8	16,0	23,5	9,5	31	12	17	17	11,30	51810/21	LEB6M12SPKSc3d
PN 315	8	M14x1,5	19,8	17,0	26,5	9,5	32	14	19	19	13,30	51811/21	LEB8M14SPKSc3d
	10	M16x1,5	21,8	17,5	27,5	11,0	34	17	22	22	20,10	51812/21	LEB10M16SPKSc3d
	12	M18x1,5	23,8	21,5	30,0	12,0	38	19	24	24	24,80	51813/21	LEB12M18SPKSc3d
PN 250	16	M22x1,5	27,8	24,5	37,0	13,0	43	24	27	30	39,40	51814/21	LEB16M22SPKSc3d
	20	M27x2	32,8	26,5	41,5	16,0	48	27	32	36	62,10	51815/21	LEB20M27SPKSc3d
PN 160	25	M33x2	39,8	30,0	45,5	16,0	56	36	41	46	110,00	51816/21	LEB25M33SPKSc3d
	30	M42x2	49,8	35,5	53,5	16,5	62	41	50	50	152,00	51817/21	LEB30M42SPKSc3d
	38	M48x2	55,8	41,0	56,5	19,0	72	50	55	60	214,40	51818/21	LEB38M48SPKSc3d

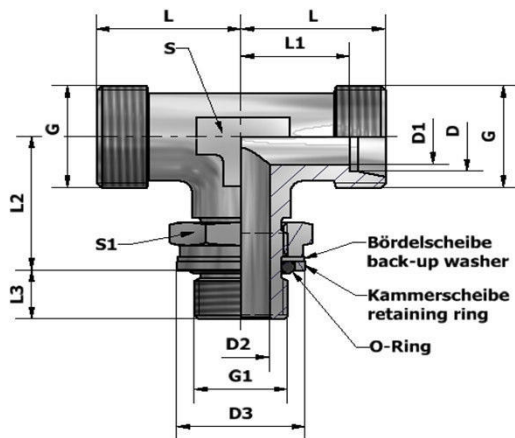
Serienmäßig mit O-Ring aus NBR / Auf Wunsch mit FKM lieferbar
Supplied with fitted NBR-O-ring / FKM on request

XTEB..M..KS - Einstellbarer T-Stutzen mit Bördelscheibe und Kammerscheibe

Metr. Einschraubzapfen mit O-Ring (ISO 6149-2/3) / 24°-Anschluss

XTEB..M..KS - Adjustable male stud branch tee with back-up washer and retaining ring

thread: metric parallel with O-ring (ISO 6149-2/3) / 24° cone end



Kammerscheibe für Einschraubloch ISO 9974-1 (DIN 3852-1) mit breiter Ausdrehung
retaining ring for port forms acc. to ISO 9974-1 (DIN 3852-1) with wide turned groove

Reihe series	D	G	G1	D1	D2	D3	L	L1	L2	L3	S	S1	Gewicht weight kg/100	Sach-Nr. comp.no.	Artikel-Nr. part.no.
L	6	M12x1,5	M10x1	4	4,5	14,8	19	12,0	21,5	7,0	12	14	5,20	50550/21	XTEB6M10LPKSc3d
PN 315	8	M14x1,5	M12x1,5	6	6,0	17,8	21	14,0	23,5	9,5	12	17	6,80	50551/21	XTEB8M12LPKSc3d
	10	M16x1,5	M14x1,5	8	7,5	19,8	22	15,0	36,5	9,5	14	19	7,70	50552/21	XTEB10M14LPKSc3d
PN 250	12	M18x1,5	M16x1,5	10	9,0	21,8	24	17,0	27,5	10,0	17	22	9,60	50553/21	XTEB12M16LPKSc3d
	15	M22x1,5	M18x1,5	12	11,0	23,8	28	22,0	29,0	10,5	19	24	14,10	50554/21	XTEB15M18LPKSc3d
	18	M26x1,5	M22x1,5	15	14,0	27,8	31	23,5	35,0	11,0	24	27	21,50	50555/21	XTEB18M22LPKSc3d
PN 160	22	M30x2	M27x2	19	18,0	32,8	35	27,5	38,5	13,5	27	32	30,40	50556/21	XTEB22M27LPKSc3d
	28	M36x2	M33x2	24	23,0	39,8	38	30,5	41,5	13,5	36	41	49,50	50557/21	XTEB28M33LPKSc3d
	35	M45x2	M42x2	30	30,0	49,8	45	34,5	50,5	13,5	41	50	74,40	50558/21	XTEB35M42LPKSc3d
	42	M52x2	M48x2	36	36,0	55,8	51	40,0	51,5	15,0	50	55	100,90	50559/21	XTEB42M48LPKSc3d
S	6	M14x1,5	M12x1,5	4	4,0	17,8	23	16,0	23,5	9,5	12	17	8,00	50560/21	XTEB6M12SPKSc3d
PN 315	8	M16x1,5	M14x1,5	5	6,0	19,8	24	17,0	26,5	9,5	14	19	9,50	50561/21	XTEB8M14SPKSc3d
	10	M18x1,5	M16x1,5	7	7,0	21,8	25	17,5	27,5	11,0	17	22	13,60	50562/21	XTEB10M16SPKSc3d
	12	M20x1,5	M18x1,5	8	9,0	23,8	29	21,5	30,0	12,0	19	24	17,20	50563/21	XTEB12M18SPKSc3d
PN 250	16	M24x1,5	M22x1,5	12	12,0	27,8	33	24,5	37,0	13,0	24	27	26,60	50564/21	XTEB16M22SPKSc3d
	20	M30x2	M27x2	16	15,0	32,8	37	26,5	41,5	16,0	27	32	41,40	50565/21	XTEB20M27SPKSc3d
PN 160	25	M36x2	M33x2	20	20,0	39,8	42	30,0	45,5	16,0	36	41	68,90	50566/21	XTEB25M33SPKSc3d
	30	M42x2	M42x2	25	26,0	49,8	49	35,5	53,5	16,5	41	50	106,10	50567/21	XTEB30M42SPKSc3d
	38	M52x2	M48x2	32	32,0	55,8	57	41,0	56,5	19,0	50	55	148,60	50568/21	XTEB38M48SPKSc3d

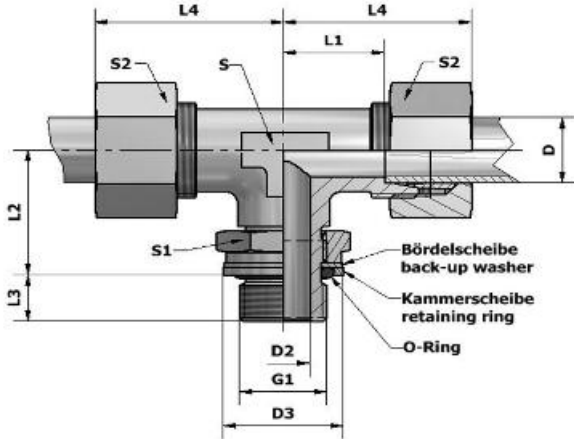
Serienmäßig mit O-Ring aus NBR / Auf Wunsch mit FKM lieferbar
Supplied with fitted NBR-O-ring / FKM on request

TEB..M..KS - Einstellbare T-Verschraubung mit Bördelscheibe und Kammerscheibe

Metr. Einschraubzapfen mit O-Ring (ISO 6149-2/3) / 24°-Anschluss

TEB..M..KS - Adjustable male stud branch tee with back-up washer and retaining ring

thread: metric parallel with O-ring (ISO 6149-2/3) / 24° cone end



Kammerscheibe für Einschraubloch ISO 9974-1 (DIN 3852-1) mit breiter Ausdrehung
retaining ring for port forms acc. to ISO 9974-1 (DIN 3852-1) with wide turned groove

Reihe series	D	G1	D3	L1	L2	L3	L4	S	S1	S2	Gewicht weight kg/100	Sach-Nr. comp.no.	Artikel-Nr. part.no.	
L	6	M10x1	14,8	12,0	21,5	7,0	27	12	14	14	7,30	51780/21	TEB6M10LPKSc3d	
PN 315	8	M12x1,5	17,8	14,0	23,5	9,5	29	12	17	17	10,00	51781/21	TEB8M12LPKSc3d	
	10	M14x1,5	19,8	15,0	36,5	9,5	30	14	19	19	12,20	51782/21	TEB10M14LPKSc3d	
PN 250	12	M16x1,5	21,8	17,0	27,5	10,0	32	17	22	22	15,20	51783/21	TEB12M16LPKSc3d	
	15	M18x1,5	23,8	22,0	29,0	10,5	36	19	24	27	22,90	51784/21	TEB15M18LPKSc3d	
	18	M22x1,5	27,8	23,5	35,0	11,0	40	24	27	32	34,40	51785/21	TEB18M22LPKSc3d	
PN 160	22	M27x2	32,8	27,5	38,5	13,5	44	27	32	36	47,60	51786/21	TEB22M27LPKSc3d	
	28	M33x2	39,8	30,5	41,5	13,5	47	36	41	41	68,00	51787/21	TEB28M33LPKSc3d	
	35	M42x2	49,8	34,5	50,5	13,5	56	41	50	50	103,80	51788/21	TEB35M42LPKSc3d	
	42	M48x2	55,8	40,0	51,5	15,0	63	50	55	60	147,10	51789/21	TEB42M48LPKSc3d	
S	6	M12x1,5	17,8	16,0	23,5	9,5	31	12	17	17	11,30	51790/21	TEB6M12SPKSc3d	
	PN 315	8	M14x1,5	19,8	17,0	26,5	9,5	32	14	19	19	13,30	51791/21	TEB8M14SPKSc3d
		10	M16x1,5	21,8	17,5	27,5	11,0	34	17	22	22	20,10	51792/21	TEB10M16SPKSc3d
	PN 250	12	M18x1,5	23,8	21,5	30,0	12,0	38	19	24	24	24,80	51793/21	TEB12M18SPKSc3d
16		M22x1,5	27,8	24,5	37,0	13,0	43	24	27	30	39,40	51794/21	TEB16M22SPKSc3d	
PN 160	20	M27x2	32,8	26,5	41,5	16,0	48	27	32	36	62,10	51795/21	TEB20M27SPKSc3d	
	25	M33x2	39,8	30,0	45,5	16,0	54	36	41	46	110,00	51796/21	TEB25M33SPKSc3d	
	30	M42x2	49,8	35,5	53,5	16,5	62	41	50	50	152,00	51797/21	TEB30M42SPKSc3d	
	38	M48x2	55,8	41,0	56,5	19,0	72	50	55	60	214,40	51798/21	TEB38M48SPKSc3d	

Serienmäßig mit O-Ring aus NBR / Auf Wunsch mit FKM lieferbar
Supplied with fitted NBR-O-ring / FKM on request

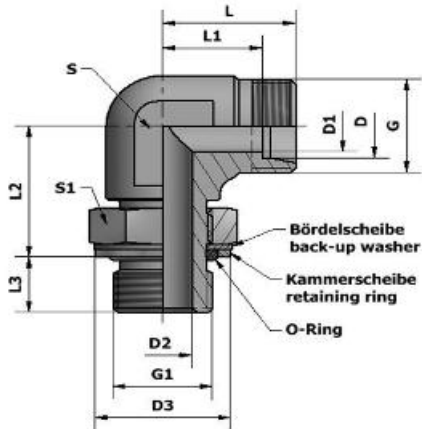
XWEB..R..KS - Einstellbarer Winkelstutzen mit Bördelscheibe und Kammerscheibe

Zöll. Einschraubzapfen mit O-Ring (ISO 1179) / 24°-Anschluss

XWEB..R..KS - Adjustable male stud elbow with back-up washer and retaining ring

thread: BSP parallel with O-ring (ISO 1179) / 24° cone end

arco



Kammerscheibe für Einschraubloch ISO 1179-1 (DIN 3852-2) mit breiter Ausdrehung
retaining ring for port forms acc. to ISO 1179-1 (DIN 3852-2) with wide turned groove

Reihe series	D	G	G1	D1	D2	D3	L	L1	L2	L3	S	S1	Gewicht weight kg/100	Sach-Nr. comp.no.	Artikel-Nr. part.no.
L	6	M12x1,5	G 1/8 A	4	4,4	14,8	19	12,0	21,0	7,0	12	14	3,20	50569/21	XWEB6R1/8LPKSc3d
PN 200	8	M14x1,5	G 1/4 A	6	7,5	19,8	21	14,0	25,0	9,0	12	19	4,90	50570/21	XWEB8R1/4LPKSc3d
	10	M16x1,5	G 1/4 A	8	7,5	19,8	22	15,0	25,0	9,0	14	19	5,50	50571/21	XWEB10R1/4LPKSc3d
	12	M18x1,5	G 3/8 A	10	9,9	22,8	24	17,0	29,0	9,0	17	22	6,90	50572/21	XWEB12R3/8LPKSc3d
	15	M22x1,5	G 1/2 A	12	12,3	27,8	28	22,0	31,0	13,0	24	27	16,10	50573/21	XWEB15R1/2LPKSc3d
	18	M26x1,5	G 1/2 A	15	12,3	27,8	31	23,5	36,0	13,0	24	27	20,30	50574/21	XWEB18R1/2LPKSc3d
PN 160	22	M30x2	G 3/4 A	19	15,5	32,8	35	27,5	37,0	13,0	27	36	26,10	50575/21	XWEB22R3/4LPKSc3d
	28	M36x2	G 1 A	24	21,5	40,8	38	30,5	44,0	15,0	36	41	40,80	50576/21	XWEB28R1LPKSc3d
	35	M45x2	G 1 1/4 A	30	27,5	50,8	45	34,5	50,0	15,0	41	50	67,90	50578/21	XWEB35R1/4LPKSc3d
	42	M52x2	G 1 1/2 A	36	33,0	55,8	51	40,0	52,0	15,0	50	55	94,10	50579/21	XWEB42R1/2LPKSc3d
S	6	M14x1,5	G 1/4 A	4	7,5	19,8	23	16,0	25,0	9,0	12	19	5,60	50580/21	XWEB6R1/4SPKSc3d
PN 200	8	M16x1,5	G 1/4 A	5	7,5	19,8	24	17,0	27,0	9,0	14	19	6,60	50581/21	XWEB8R1/4SPKSc3d
	10	M18x1,5	G 3/8 A	7	9,9	22,8	25	17,5	29,0	9,0	17	22	8,60	50582/21	XWEB10R3/8SPKSc3d
	12	M20x1,5	G 3/8 A	8	9,9	22,8	29	21,5	29,0	9,0	17	22	9,70	50583/21	XWEB12R3/8SPKSc3d
	16	M24x1,5	G 1/2 A	12	12,3	27,8	33	24,5	36,0	13,0	24	30	19,80	50584/21	XWEB16R1/2SPKSc3d
	20	M30x2	G 3/4 A	16	15,5	32,8	37	26,5	39,0	13,0	27	36	31,30	50585/21	XWEB20R3/4SPKSc3d
	25	M36x2	G 1 A	20	21,5	40,8	42	30,0	44,0	15,0	36	41	50,80	50586/21	XWEB25R1SPKSc3d
PN 160	30	M42x2	G 1 1/4 A	25	27,5	50,8	49	35,5	50,0	15,0	41	50	91,30	50587/21	XWEB30R1/4SPKSc3d
	38	M52x2	G 1 1/2 A	32	33,0	55,8	57	41,0	54,0	15,0	50	55	111,20	50588/21	XWEB38R1/2SPKSc3d

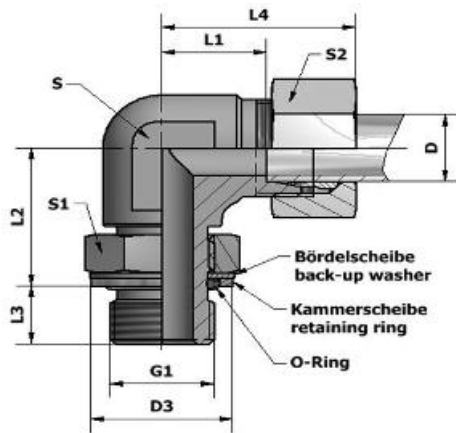
Serienmäßig mit O-Ring aus NBR / Auf Wunsch mit FKM lieferbar
Supplied with fitted NBR-O-ring / FKM on request

WEB..R..KS - Einstellbare Winkelverschraubung mit Bördelscheibe und Kammerscheibe

Zöll. Einschraubzapfen mit O-Ring (ISO 1179) / 24°-Anschluss

WEB..R..KS - Adjustable male stud elbow with back-up washer and retaining ring

thread: BSP parallel with O-ring (ISO 1179) / 24° cone end



Kammerscheibe für Einschraubloch ISO 1179-1 (DIN 3852-2) mit breiter Ausdrehung
retaining ring for port forms acc. to ISO 1179-1 (DIN 3852-2) with wide turned groove

Reihe series	D	G1	D3	L1	L2	L3	L4	S	S1	S2	Gewicht weight kg/100	Sach-Nr. comp.no.	Artikel-Nr. part.no.
L PN 200	6	G 1/8 A	14,8	12,0	21,0	7,0	27	12	14	14	4,25	51892/21	WEB6R1/8LPKSc3d
	8	G 1/4 A	19,8	14,0	25,0	9,0	29	12	19	17	6,50	51893/21	WEB8R1/4LPKSc3d
	10	G 1/4 A	19,8	15,0	25,0	9,0	30	14	19	19	7,75	51894/21	WEB10R1/4LPKSc3d
	12	G 3/8 A	22,8	17,0	29,0	9,0	32	17	22	22	9,70	51895/21	WEB12R3/8LPKSc3d
	15	G 1/2 A	27,8	22,0	31,0	13,0	36	24	27	27	20,50	51896/21	WEB15R1/2LPKSc3d
PN 160	18	G 1/2 A	27,8	23,5	36,0	13,0	40	24	27	32	26,75	51897/21	WEB18R1/2LPKSc3d
	22	G 3/4 A	32,8	27,5	37,0	13,0	44	27	36	36	34,70	51898/21	WEB22R3/4LPKSc3d
	28	G 1 A	40,8	30,5	44,0	15,0	47	36	41	41	50,05	51899/21	WEB28R1LPKSc3d
	35	G 1 1/4 A	50,8	34,5	50,0	15,0	56	41	50	50	82,60	51900/21	WEB35R1 1/4 LPKSc3d
	42	G 1 1/2 A	55,8	40,0	52,0	15,0	63	50	55	60	117,20	51901/21	WEB42R1 1/2 LPKSc3d
S PN 200	6	G 1/4 A	19,8	16,0	25,0	9,0	31	12	19	17	7,25	51902/21	WEB6R1/4SPKSc3d
	8	G 1/4 A	19,8	17,0	27,0	9,0	32	14	19	19	8,50	51903/21	WEB8R1/4SPKSc3d
	10	G 3/8 A	22,8	17,5	29,0	9,0	34	17	22	22	11,85	51904/21	WEB10R3/8SPKSc3d
	12	G 3/8 A	22,8	21,5	29,0	9,0	38	17	22	24	13,50	51905/21	WEB12R3/8SPKSc3d
	16	G 1/2 A	27,8	24,5	36,0	13,0	43	24	30	30	26,20	51906/21	WEB16R1/2SPKSc3d
	20	G 3/4 A	32,8	26,5	39,0	13,0	48	27	36	36	41,65	51907/21	WEB20R3/4SPKSc3d
	25	G 1 A	40,8	30,0	44,0	15,0	54	36	41	46	71,35	51908/21	WEB25R1SPKSc3d
PN 160	30	G 1 1/4 A	50,8	35,5	50,0	15,0	62	41	50	50	114,25	51909/21	WEB30R1 1/4 SPKSc3d
	38	G 1 1/2 A	55,8	41,0	54,0	15,0	72	50	55	60	144,10	51910/21	WEB38R1 1/2 SPKSc3d

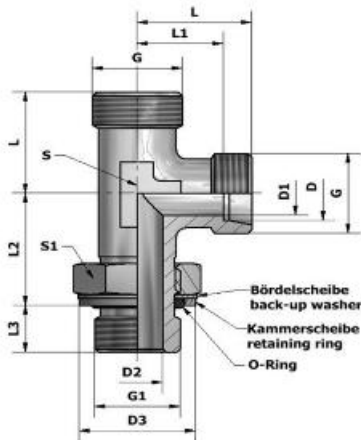
Serienmäßig mit O-Ring aus NBR / Auf Wunsch mit FKM lieferbar
Supplied with fitted NBR-O-ring / FKM on request

XLEB..R..KS - Einstellbarer L-Stutzen mit Bördelscheibe und Kammerscheibe

Zöll. Einschraubzapfen mit O-Ring (ISO 1179) / 24°-Anschluss

XLEB..R..KS - Adjustable male stud run tee with back-up washer and retaining ring

thread: BSP parallel with O-ring (ISO 1179) / 24° cone end



Kammerscheibe für Einschraubloch ISO 1179-1 (DIN 3852-2) mit breiter Ausdrehung
retaining ring for port forms acc. to ISO 1179-1 (DIN 3852-2) with wide turned groove

Reihe series	D	G	G1	D1	D2	D3	L	L1	L2	L3	S	S1	Gewicht weight kg/100	Sach-Nr. comp.no.	Artikel-Nr. part.no.
L	6	M12x1,5	G 1/4 A	4	4,4	14,8	19	12,0	21,0	7,0	12	14	4,60	50589/21	XLEB6R1/8LPKSc3d
PN 200	8	M14x1,5	G 1/4 A	6	7,5	19,8	21	14,0	25,0	9,0	12	19	6,20	50590/21	XLEB8R1/4LPKSc3d
	10	M16x1,5	G 1/4 A	8	7,5	19,8	22	15,0	25,0	9,0	14	19	6,70	50591/21	XLEB10R1/4LPKSc3d
	12	M18x1,5	G 3/8 A	10	9,9	22,8	24	17,0	29,0	9,0	17	22	9,10	50592/21	XLEB12R3/8LPKSc3d
	15	M22x1,5	G 1/2 A	12	12,3	27,8	28	22,0	31,0	13,0	24	27	17,80	50593/21	XLEB15R1/2LPKSc3d
	18	M26x1,5	G 1/2 A	15	12,3	27,8	31	23,5	36,0	13,0	24	27	23,10	50594/21	XLEB18R1/2LPKSc3d
PN 160	22	M30x2	G 3/4 A	19	15,5	32,8	35	27,5	37,0	13,0	27	36	32,10	50595/21	XLEB22R3/4LPKSc3d
	28	M36x2	G 1 A	24	21,5	40,8	38	30,5	44,0	15,0	36	41	51,10	50596/21	XLEB28R1LPKSc3d
	35	M45x2	G 1 1/4 A	30	27,5	50,8	45	34,5	50,0	15,0	41	50	79,70	50597/21	XLEB35R1 1/4 LPKSc3d
	42	M52x2	G 1 1/2 A	36	33,0	55,8	51	40,0	52,0	15,0	50	55	104,90	50598/21	XLEB42R1 1/2 LPKSc3d
S	6	M14x1,5	G 1/4 A	4	7,5	19,8	23	16,0	25,0	9,0	12	19	8,00	50599/21	XLEB6R1/4SPKSc3d
PN 200	8	M16x1,5	G 1/4 A	5	7,5	19,8	24	17,0	27,0	9,0	14	19	9,10	50600/21	XLEB8R1/4SPKSc3d
	10	M18x1,5	G 3/8 A	7	9,9	22,8	25	17,5	29,0	9,0	17	22	11,80	50601/21	XLEB10R3/8SPKSc3d
	12	M20x1,5	G 3/8 A	8	9,9	22,8	29	21,5	29,0	9,0	17	22	14,20	50602/21	XLEB12R3/8SPKSc3d
	16	M24x1,5	G 1/2 A	12	12,3	27,8	33	24,5	36,0	13,0	24	30	24,30	50603/21	XLEB16R1/2SPKSc3d
	20	M30x2	G 3/4 A	16	15,5	32,8	37	26,5	39,0	13,0	27	36	37,60	50604/21	XLEB20R3/4SPKSc3d
	25	M36x2	G 1 A	20	21,5	40,8	42	30,0	44,0	15,0	36	41	63,50	50605/21	XLEB25R1SPKSc3d
PN 160	30	M42x2	G 1 1/4 A	25	27,5	50,8	49	35,5	50,0	15,0	41	50	109,60	50606/21	XLEB30R1 1/4 SPKSc3d
	38	M52x2	G 1 1/2 A	32	33,0	55,8	57	41,0	54,0	15,0	50	55	134,40	50607/21	XLEB38R1 1/2 SPKSc3d

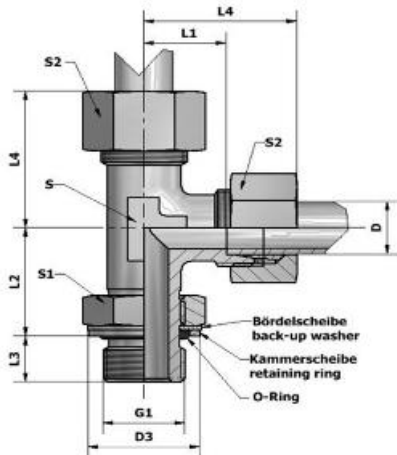
Serienmäßig mit O-Ring aus NBR / Auf Wunsch mit FKM lieferbar
Supplied with fitted NBR-O-ring / FKM on request

LEB..R..KS - Einstellbare L-Verschraubung mit Bördelscheibe und Kammerscheibe

Zöll. Einschraubzapfen mit O-Ring (ISO 1179) / 24°-Anschluss

LEB..R..KS - Adjustable male stud run tee with back-up washer and retaining ring

thread: BSP parallel with O-ring (ISO 1179) / 24° cone end



Kammerscheibe für Einschraubloch ISO 1179-1 (DIN 3852-2) mit breiter Ausdrehung
retaining ring for port forms acc. to ISO 1179-1 (DIN 3852-2) with wide turned groove

Reihe series	D	G1	D3	L1	L2	L3	L4	S	S1	S2	Gewicht weight kg/100	Sach-Nr. comp.no.	Artikel-Nr. part.no.
L PN 200	6	G 1/8 A	14,8	12,0	21,0	7,0	27	12	14	14	6,70	51932/21	LEB6R1/8LPKSc3d
	8	G 1/4 A	19,8	14,0	25,0	9,0	29	12	19	17	9,40	51933/21	LEB8R1/4LPKSc3d
	10	G 1/4 A	19,8	15,0	25,0	9,0	30	14	19	19	11,20	51934/21	LEB10R1/4LPKSc3d
	12	G 3/8 A	22,8	17,0	29,0	9,0	32	17	22	22	14,70	51935/21	LEB12R3/8LPKSc3d
	15	G 1/2 A	27,8	22,0	31,0	13,0	36	24	27	27	26,60	51936/21	LEB15R1/2LPKSc3d
PN 160	18	G 1/2 A	27,8	23,5	36,0	13,0	40	24	27	32	36,00	51937/21	LEB18R1/2LPKSc3d
	22	G 3/4 A	32,8	27,5	37,0	13,0	44	27	36	36	49,30	51938/21	LEB22R3/4LPKSc3d
	28	G 1 A	40,8	30,5	44,0	15,0	47	36	41	41	69,60	51939/21	LEB28R1LPKSc3d
	35	G 1 1/4 A	50,8	34,5	50,0	15,0	56	41	50	50	109,10	51940/21	LEB35R1 1/4LPKSc3d
	42	G 1 1/2 A	55,8	40,0	52,0	15,0	63	50	55	60	151,10	51941/21	LEB42R1 1/2LPKSc3d
S PN 200	6	G 1/4 A	19,8	16,0	25,0	9,0	31	12	19	17	11,30	51942/21	LEB6R1/4SPKSc3d
	8	G 1/4 A	19,8	17,0	27,0	9,0	32	14	19	19	12,90	51943/21	LEB8R1/4SPKSc3d
	10	G 3/8 A	22,8	17,5	29,0	9,0	34	17	22	22	18,30	51944/21	LEB10R3/8SPKSc3d
	12	G 3/8 A	22,8	21,5	29,0	9,0	38	17	22	24	21,80	51945/21	LEB12R3/8SPKSc3d
	16	G 1/2 A	27,8	24,5	36,0	13,0	43	24	30	30	37,10	51946/21	LEB16R1/2SPKSc3d
	20	G 3/4 A	32,8	26,5	39,0	13,0	48	27	36	36	58,30	51947/21	LEB20R3/4SPKSc3d
	25	G 1 A	40,8	30,0	44,0	15,0	54	36	41	46	104,60	51948/21	LEB25R1SPKSc3d
PN 160	30	G 1 1/4 A	50,8	35,5	50,0	15,0	62	41	50	50	155,50	51949/21	LEB30R1 1/4SPKSc3d
	38	G 1 1/2 A	55,8	41,0	54,0	15,0	72	50	55	60	200,20	51950/21	LEB38R1 1/2SPKSc3d

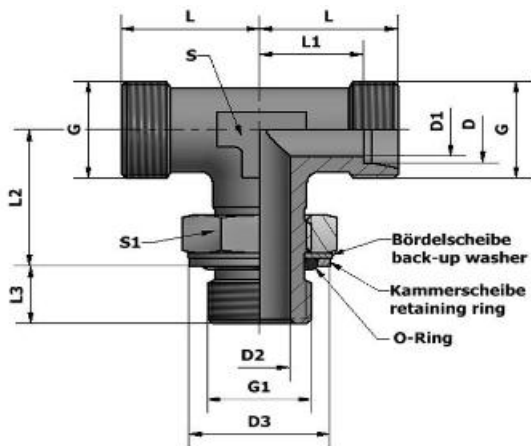
Serienmäßig mit O-Ring aus NBR / Auf Wunsch mit FKM lieferbar
Supplied with fitted NBR-O-ring / FKM on request

XTEB..R..KS - Einstellbarer T-Stutzen mit Bördelscheibe und Kammerscheibe

Zöll. Einschraubzapfen mit O-Ring (ISO 1179) / 24°-Anschluss

XTEB..R..KS - Adjustable male stud branch tee with back-up washer and retaining ring

thread: BSP parallel with O-ring (ISO 1179) / 24° cone end



Kammerscheibe für Einschraubloch ISO 1179-1 (DIN 3852-2) mit breiter Ausdrehung
retaining ring for port forms acc. to ISO 1179-1 (DIN 3852-2) with wide turned groove

Reihe series	D	G	G1	D1	D2	D3	L	L1	L2	L3	S	S1	Gewicht weight kg/100	Sach-Nr. comp.no.	Artikel-Nr. part.no.
L	6	M12x1,5	G 1/8 A	4	4,4	14,8	19	12,0	21,0	7,0	12	14	4,60	50608/21	XTEB6R1/8LPKSc3d
PN 200	8	M14x1,5	G 1/4 A	6	7,5	19,8	21	14,0	25,0	9,0	12	19	6,20	50609/21	XTEB8R1/4LPKSc3d
	10	M16x1,5	G 1/4 A	8	7,5	19,8	22	15,0	25,0	9,0	14	19	6,70	50610/21	XTEB10R1/4LPKSc3d
	12	M18x1,5	G 3/8 A	10	9,9	22,8	24	17,0	29,0	9,0	17	22	9,10	50611/21	XTEB12R3/8LPKSc3d
	15	M22x1,5	G 1/2 A	12	12,3	27,8	28	22,0	31,0	13,0	24	27	17,80	50612/21	XTEB15R1/2LPKSc3d
	18	M26x1,5	G 1/2 A	15	12,3	27,8	31	23,5	36,0	13,0	24	27	23,10	50613/21	XTEB18R1/2LPKSc3d
PN 160	22	M30x2	G 3/4 A	19	15,5	32,8	35	27,5	37,0	13,0	27	36	32,10	50614/21	XTEB22R3/4LPKSc3d
	28	M36x2	G 1 A	24	21,5	40,8	38	30,5	44,0	15,0	36	41	51,10	50615/21	XTEB28R1LPKSc3d
	35	M45x2	G 1 1/4 A	30	27,5	50,8	45	34,5	50,0	15,0	41	50	79,70	50616/21	XTEB35R1 1/4 LPKSc3d
	42	M52x2	G 1 1/2 A	36	33,0	55,8	51	40,0	52,0	15,0	50	55	104,90	50617/21	XTEB42R1 1/2 LPKSc3d
S	6	M14x1,5	G 1/4 A	4	7,5	19,8	23	16,0	25,0	9,0	12	19	8,00	50618/21	XTEB6R1/4SPKSc3d
PN 200	8	M16x1,5	G 1/4 A	5	7,5	19,8	24	17,0	27,0	9,0	14	19	9,10	50619/21	XTEB8R1/4SPKSc3d
	10	M18x1,5	G 3/8 A	7	9,9	22,8	25	17,5	29,0	9,0	17	22	11,80	50620/21	XTEB10R3/8SPKSc3d
	12	M20x1,5	G 3/8 A	8	9,9	22,8	29	21,5	29,0	9,0	17	22	14,20	50621/21	XTEB12R3/8SPKSc3d
	16	M24x1,5	G 1/2 A	12	12,3	27,8	33	24,5	36,0	13,0	24	30	24,30	50622/21	XTEB16R1/2SPKSc3d
	20	M30x2	G 3/4 A	16	15,5	32,8	37	26,5	39,0	13,0	27	36	37,60	50623/21	XTEB20R3/4SPKSc3d
	25	M36x2	G 1 A	20	21,5	40,8	42	30,0	44,0	15,0	36	41	63,50	50624/21	XTEB25R1SPKSc3d
PN 160	30	M42x2	G 1 1/4 A	25	27,5	50,8	49	35,5	50,0	15,0	41	50	109,60	50625/21	XTEB30R1 1/4 SPKSc3d
	38	M52x2	G 1 1/2 A	32	33,0	55,8	57	41,0	54,0	15,0	50	55	134,40	50626/21	XTEB38R1 1/2 SPKSc3d

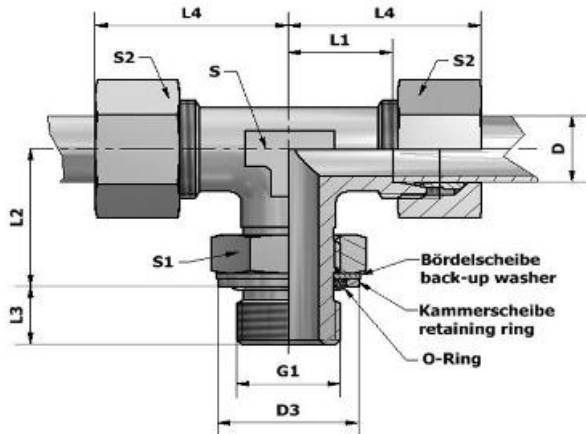
Serienmäßig mit O-Ring aus NBR / Auf Wunsch mit FKM lieferbar
Supplied with fitted NBR-O-ring / FKM on request

TEB..R..KS - Einstellbare T-Verschraubung mit Bördelscheibe und Kammerscheibe

Zöll. Einschraubzapfen mit O-Ring (ISO 1179) / 24°-Anschluss

TEB..R..KS - Adjustable male stud branch tee with back-up washer and retaining ring

thread: BSP parallel with O-ring (ISO 1179) / 24° cone end



Kammerscheibe für Einschraubloch ISO 1179-1 (DIN 3852-2) mit breiter Ausdrehung
retaining ring for port forms acc. to ISO 1179-1 (DIN 3852-2) with wide turned groove

Reihe series	D	G1	D3	L1	L2	L3	L4	S	S1	S2	Gewicht weight kg/100	Sach-Nr. comp.no.	Artikel-Nr. part.no.	
L	6	G 1/8 A	14,8	12,0	21,0	7,0	27	12	14	14	6,70	51912/21	TEB6R1/8LPKSc3d	
PN 200	8	G 1/4 A	19,8	14,0	25,0	9,0	29	12	19	17	9,40	51913/21	TEB8R1/4LPKSc3d	
	10	G 1/4 A	19,8	15,0	25,0	9,0	30	14	19	19	11,20	51914/21	TEB10R1/4LPKSc3d	
	12	G 3/8 A	22,8	17,0	29,0	9,0	32	17	22	22	14,70	51915/21	TEB12R3/8LPKSc3d	
	15	G 1/2 A	27,8	22,0	31,0	13,0	36	24	27	27	26,60	51916/21	TEB15R1/2LPKSc3d	
	18	G 1/2 A	27,8	23,5	36,0	13,0	40	24	27	32	36,00	51917/21	TEB18R1/2LPKSc3d	
PN 160	22	G 3/4 A	32,8	27,5	37,0	13,0	44	27	36	36	49,30	51918/21	TEB22R3/4LPKSc3d	
	28	G 1 A	40,8	30,5	44,0	15,0	47	36	41	41	69,60	51919/21	TEB28R1LPKSc3d	
	35	G 1 1/4 A	50,8	34,5	50,0	15,0	56	41	50	50	109,10	51920/21	TEB35R1 1/4LPKSc3d	
	42	G 1 1/2 A	55,8	40,0	52,0	15,0	63	50	55	60	151,10	51921/21	TEB42R1 1/2LPKSc3d	
S	6	G 1/4 A	19,8	16,0	25,0	9,0	31	12	19	17	11,30	51922/21	TEB6R1/4SPKSc3d	
	PN 200	8	G 1/4 A	19,8	17,0	27,0	9,0	32	14	19	19	12,90	51923/21	TEB8R1/4SPKSc3d
		10	G 3/8 A	22,8	17,5	29,0	9,0	34	17	22	22	18,30	51924/21	TEB10R3/8SPKSc3d
		12	G 3/8 A	22,8	21,5	29,0	9,0	38	17	22	24	21,80	51925/21	TEB12R3/8SPKSc3d
		16	G 1/2 A	27,8	24,5	36,0	13,0	43	24	30	30	37,10	51926/21	TEB16R1/2SPKSc3d
		20	G 3/4 A	32,8	26,5	39,0	13,0	48	27	36	36	58,30	51927/21	TEB20R3/4SPKSc3d
		25	G 1 A	40,8	30,0	44,0	15,0	54	36	41	46	104,60	51928/21	TEB25R1SPKSc3d
PN 160	30	G 1 1/4 A	50,8	35,5	50,0	15,0	62	41	50	50	155,50	51929/21	TEB30R1 1/4SPKSc3d	
	38	G 1 1/2 A	55,8	41,0	54,0	15,0	72	50	55	60	200,20	51930/21	TEB38R1 1/2SPKSc3d	

Serienmäßig mit O-Ring aus NBR / Auf Wunsch mit FKM lieferbar
Supplied with fitted NBR-O-ring / FKM on request

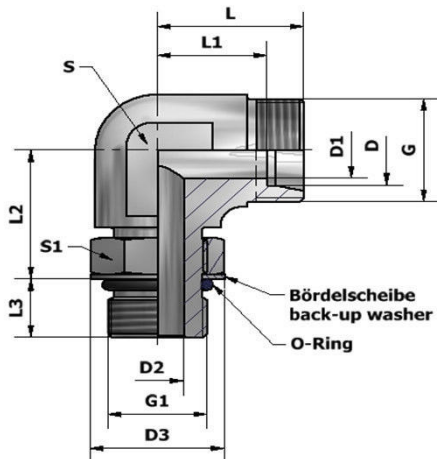
XWEB..UN/UNF - Einstellbarer W-Stutzen mit Bördelscheibe

UN/UNF- Einschraubzapfen mit O-Ring (ISO 11926) / 24°-Anschluss



XWEB..UN/UNF - Adjustable male stud elbow with back-up washer

thread: UN/UNF with O-Ring (ISO 11926) / 24° cone end



Für Einschraubloch ISO 11926-1 / for port forms acc. to ISO 11926-1

Reihe series	D	G	G1	D1	D2	D3	L	L1	L2	L3	S	S1	Gewicht weight kg/100	Sach-Nr. comp.no.	Artikel-Nr. part.no.
L	6	M12x1,5	7/16-20UNF	4	4,5	16,5	19	12,0	20	10,0	12	14	3,00	50627/21	XWEB6L-7/16-20UNPc3d
PN 315	8	M14x1,5	7/16-20UNF	6	4,5	16,5	21	14,0	20	10,0	12	14	3,90	50628/21	XWEB8L-7/16-20UNPc3d
PN 250	10	M16x1,5	9/16-18UNF	8	7,5	20,2	22	15,0	25	11,0	14	17	5,40	50629/21	XWEB10L-9/16-18UNPc3d
	12	M18x1,5	9/16-18UNF	10	7,5	20,2	24	17,0	25	11,0	17	17	7,70	50630/21	XWEB12L-9/16-18UNPc3d
	12	M18x1,5	3/4-16UNF	10	10,0	25,7	24	17,0	27	13,0	17	22	9,20	50631/21	XWEB12L-3/4-16UNPc3d
	15	M22x1,5	3/4-16UNF	12	10,0	25,7	28	22,0	27	13,0	24	22	10,40	50632/21	XWEB15L-3/4-16UNPc3d
PN 200	15	M22x1,5	7/8-14UNF	12	12,5	29,3	28	22,0	33	15,0	24	27	18,90	50633/21	XWEB15L-7/8-14UNPc3d
	18	M26x1,5	7/8-14UNF	15	12,5	29,3	31	23,5	33	15,0	24	27	19,70	50634/21	XWEB18L-7/8-14UNPc3d
	18	M26x1,5	1 1/16-12UN	15	15,5	36,7	31	23,5	36	17,0	27	32	27,20	50635/21	XWEB18L-1 1/16-12UNPc3d
PN 160	22	M30x2	1 1/16-12UN	19	15,5	36,7	35	27,5	36	17,0	27	32	27,70	50636/21	XWEB22L-1 1/16-12UNPc3d
	28	M36x2	1 5/16-12UN	24	21,5	44,0	38	30,5	42	17,0	36	41	42,40	50637/21	XWEB28L-1 5/16-12UNPc3d
PN 125	35	M45x2	1 5/8-12UN	30	27,5	55,0	45	34,5	48	17,0	41	50	64,70	50638/21	XWEB35L-1 5/8-12UNPc3d
	42	M52x2	1 7/8-12UN	36	33,5	62,3	51	40,0	49	17,0	50	55	88,70	50639/21	XWEB42L-1 7/8-12UNPc3d
PN 400	6	M14x1,5	7/16-20UNF	4	4,5	16,5	23	16,0	22	11,0	12	17	5,30	50640/21	XWEB6S-7/16-20UNPc3d
	8	M16x1,5	9/16-20UNF	5	7,5	20,2	23	16,0	25	12,0	14	19	7,00	50641/21	XWEB8S-9/16-18UNPc3d
	10	M18x1,5	9/16-20UNF	7	7,5	20,2	25	17,5	26	12,0	17	19	7,90	50642/21	XWEB10S-9/16-18UNPc3d
	12	M20x1,5	3/4-16UNF	8	10,0	25,7	29	21,5	30	14,0	17	24	12,90	50643/21	XWEB12S-3/4-16UNPc3d
	16	M24x1,5	7/8-14UNF	12	12,5	29,3	33	24,5	35	16,0	24	27	20,60	50644/21	XWEB16S-7/8-14UNPc3d
	20	M30x2	1 1/16-12UN	16	15,5	36,7	37	26,5	39	18,5	27	36	31,20	50645/21	XWEB20S-1 1/16-12UNPc3d
PN 315	25	M36x2	1 5/16-12UN	20	21,5	44,0	42	30,0	44	18,5	36	41	50,60	50646/21	XWEB25S-1 5/16-12UNPc3d
PN 250	30	M42x2	1 5/8-12UN	25	27,5	55,0	49	35,5	51	18,5	41	50	78,60	50647/21	XWEB30S-1 5/8-12UNPc3d
PN 200	38	M52x2	1 7/8-12UN	32	33,5	62,3	57	41,0	54	18,5	50	55	110,80	50648/21	XWEB38S-1 7/8-12UNPc3d

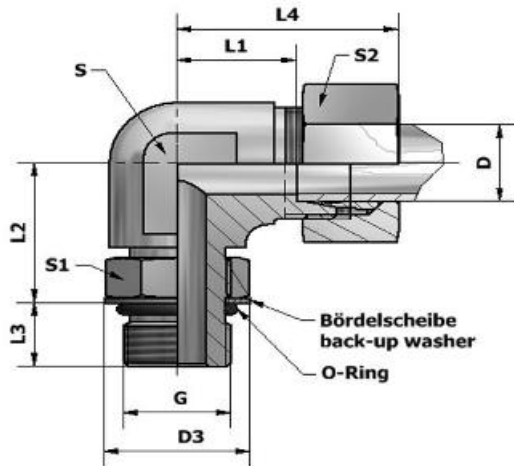
Serienmäßig mit O-Ring aus NBR / Auf Wunsch mit FKM lieferbar
Supplied with fitted NBR-O-ring / FKM on request

WEB..UN/UNF - Einstellbare W-Verschraubung mit Bördelscheibe

UN/UNF- Einschraubzapfen mit O-Ring (ISO 11926) / 24°-Anschluss

WEB..UN/UNF - Adjustable male stud elbow with back-up washer

thread: UN/UNF with O-Ring (ISO 11926) / 24° cone end



Für Einschraubloch ISO 11926-1 / for port forms acc. to ISO 11926-1

Reihe series	D	G1	D3	L1	L2	L3	L4	S	S1	S2	Gewicht weight kg/100	Sach-Nr. comp.no.	Artikel-Nr. part.no.
L	6	7/16-20UNF	16,5	12,0	20	10,0	27	12	14	14	4,05	51820/21	WEB6L-7/16-20UNPc3d
PN 315	8	7/16-20UNF	16,5	14,0	20	10,0	29	12	14	17	5,50	51821/21	WEB8L-7/16-20UNPc3d
PN 250	10	9/16-18UNF	20,2	15,0	25	11,0	30	14	17	19	7,65	51822/21	WEB10L-9/16-18UNPc3d
	12	9/16-18UNF	20,2	17,0	25	11,0	32	17	17	22	10,50	51823/21	WEB12L-9/16-18UNPc3d
	12	3/4-16UNF	25,7	17,0	27	13,0	32	17	22	22	12,00	51824/21	WEB12L-3/4-16UNPc3d
	15	3/4-16UNF	25,7	22,0	27	13,0	36	24	22	27	14,80	51825/21	WEB15L-3/4-16UNPc3d
PN 200	15	7/8-14UNF	29,3	22,0	33	15,0	36	24	27	27	23,30	51826/21	WEB15L-7/8-14UNPc3d
	18	7/8-14UNF	29,3	23,5	33	15,0	40	24	27	32	26,15	51827/21	WEB18L-7/8-14UNPc3d
	18	1 1/16-12UN	36,7	23,5	36	17,0	40	27	32	32	33,65	51828/21	WEB18L-1 1/16-12UNPc3d
PN 160	22	1 1/16-12UN	36,7	27,5	36	17,0	44	27	32	36	36,30	51829/21	WEB22L-1 1/16-12UNPc3d
	28	1 5/16-12UN	44,0	30,5	42	17,0	47	36	41	41	51,65	51830/21	WEB28L-1 5/16-12UNPc3d
PN 125	35	1 5/8-12UN	55,0	34,5	48	17,0	56	41	50	50	79,40	51831/21	WEB35L-1 5/8-12UNPc3d
	42	1 7/8-12UN	62,3	40,0	49	17,0	63	50	55	60	111,80	51832/21	WEB42L-1 7/8-12UNPc3d
PN 400	6	7/16-20UNF	16,5	16,0	22	11,0	31	12	17	17	6,95	51833/21	WEB6S-7/16-20UNPc3d
	8	9/16-20UNF	20,2	16,0	25	12,0	32	14	19	19	8,90	51834/21	WEB8S-9/16-18UNPc3d
	10	9/16-20UNF	20,2	17,5	26	12,0	34	17	19	22	11,15	51835/21	WEB10S-9/16-18UNPc3d
	12	3/4-16UNF	25,7	21,5	30	14,0	38	17	24	24	16,70	51836/21	WEB12S-3/4-16UNPc3d
	16	7/8-14UNF	29,3	24,5	35	16,0	43	24	27	30	27,00	51837/21	WEB16S-7/8-14UNPc3d
	20	1 1/16-12UN	36,7	26,5	39	18,5	48	27	36	36	41,55	51838/21	WEB20S-1 1/16-12UNPc3d
PN 315	25	1 5/16-12UN	44,0	30,0	44	18,5	54	36	41	46	71,15	51839/21	WEB25S-1 5/16-12UNPc3d
PN 250	30	1 5/8-12UN	55,0	35,5	51	18,5	62	41	50	50	101,55	51840/21	WEB30S-1 5/8-12UNPc3d
PN 200	38	1 7/8-12UN	62,3	41,0	54	18,5	72	50	55	60	143,70	51841/21	WEB38S-1 7/8-12UNPc3d

Serienmäßig mit O-Ring aus NBR / Auf Wunsch mit FKM lieferbar
Supplied with fitted NBR-O-ring / FKM on request

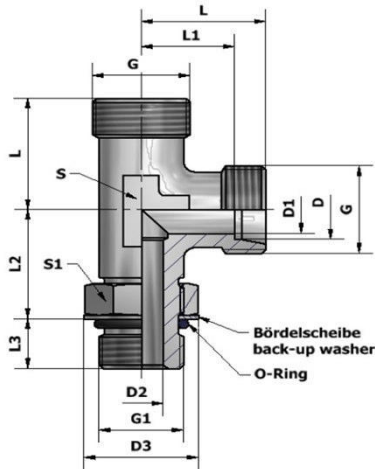
XLEB..UN/UNF - Einstellbarer L-Stutzen mit Bördelscheibe

UN/UNF- Einschraubzapfen mit O-Ring (ISO 11926) / 24°-Anschluss



XLEB..UN/UNF - Adjustable male stud run tee with back-up washer

thread: UN/UNF with O-Ring (ISO 11926) / 24° cone end



Für Einschraubloch ISO 11926-1 / for port forms acc. to ISO 11926-1

Reihe series	D	G	G1	D1	D2	D3	L	L1	L2	L3	S	S1	Gewicht weight kg/100	Sach-Nr. comp.no.	Artikel-Nr. part.no.
L	6	M12x1,5	7/16-20UNF	4	4,5	16,5	19	12,0	20	10,0	12	14	4,90	50649/21	XLEB6L-7/16-20UNPc3d
PN 315	8	M14x1,5	7/16-20UNF	6	4,5	16,5	21	14,0	20	10,0	12	14	5,20	50650/21	XLEB8L-7/16-20UNPc3d
PN 250	10	M16x1,5	9/16-18UNF	8	7,5	20,2	22	15,0	25	11,0	14	17	6,60	50651/21	XLEB10L-9/16-18UNPc3d
	12	M18x1,5	9/16-18UNF	10	7,5	20,2	24	17,0	25	11,0	17	17	8,10	50652/21	XLEB12L-9/16-18UNPc3d
	12	M18x1,5	3/4-16UNF	10	10,0	25,7	24	17,0	27	13,0	17	22	13,60	50653/21	XLEB12L-3/4-16UNPc3d
	15	M22x1,5	3/4-16UNF	12	10,0	25,7	28	22,0	27	13,0	24	22	14,00	50654/21	XLEB15L-3/4-16UNPc3d
PN 200	15	M22x1,5	7/8-14UNF	12	12,5	29,3	28	22,0	33	15,0	24	27	20,60	50655/21	XLEB15L-7/8-14UNPc3d
	18	M26x1,5	7/8-14UNF	15	12,5	29,3	31	23,5	33	15,0	24	27	21,30	50656/21	XLEB18L-7/8-14UNPc3d
	18	M26x1,5	1 1/16-12UN	15	15,5	36,7	31	23,5	36	17,0	27	32	32,10	50657/21	XLEB18L-1 1/16-12UNPc3d
PN 160	22	M30x2	1 1/16-12UN	19	15,5	36,7	35	27,5	36	17,0	27	32	32,40	50658/21	XLEB22L-1 1/16-12UNPc3d
	28	M36x2	1 5/16-12UN	24	21,5	44,0	38	30,5	42	17,0	36	41	48,40	50659/21	XLEB28L-1 5/16-12UNPc3d
PN 125	35	M45x2	1 5/8-12UN	30	27,5	55,0	45	34,5	48	17,0	41	50	75,00	50660/21	XLEB35L-1 5/8-12UNPc3d
	42	M52x2	1 7/8-12UN	36	33,5	62,3	51	40,0	49	17,0	50	55	92,30	50661/21	XLEB42L-1 7/8-12UNPc3d
PN 400	6	M14x1,5	7/16-20UNF	4	4,5	16,5	23	16,0	22	11,0	12	17	7,00	50662/21	XLEB6S-7/16-20UNPc3d
	8	M16x1,5	9/16-20UNF	5	7,5	20,2	23	16,0	25	12,0	14	19	8,70	50663/21	XLEB8S-9/16-18UNPc3d
	10	M18x1,5	9/16-20UNF	7	7,5	20,2	25	17,5	26	12,0	17	19	10,20	50664/21	XLEB10S-9/16-18UNPc3d
	12	M20x1,5	3/4-16UNF	8	10,0	25,7	29	21,5	30	14,0	17	24	15,70	50665/21	XLEB12S-3/4-16UNPc3d
	16	M24x1,5	7/8-14UNF	12	12,5	29,3	33	24,5	35	16,0	24	27	25,10	50666/21	XLEB16S-7/8-14UNPc3d
	20	M30x2	1 1/16-12UN	16	15,5	36,7	37	26,5	39	18,5	27	36	38,60	50667/21	XLEB20S-1 1/16-12UNPc3d
PN 315	25	M36x2	1 5/16-12UN	20	21,5	44,0	42	30,0	44	18,5	36	41	61,90	50668/21	XLEB25S-1 5/16-12UNPc3d
PN 250	30	M42x2	1 5/8-12UN	25	27,5	55,0	49	35,5	51	18,5	41	50	94,30	50669/21	XLEB30S-1 5/8-12UNPc3d
PN 200	38	M52x2	1 7/8-12UN	32	33,5	62,3	57	41,0	54	18,5	50	55	131,30	50670/21	XLEB38S-1 7/8-12UNPc3d

Serienmäßig mit O-Ring aus NBR / Auf Wunsch mit FKM lieferbar
Supplied with fitted NBR-O-ring / FKM on request

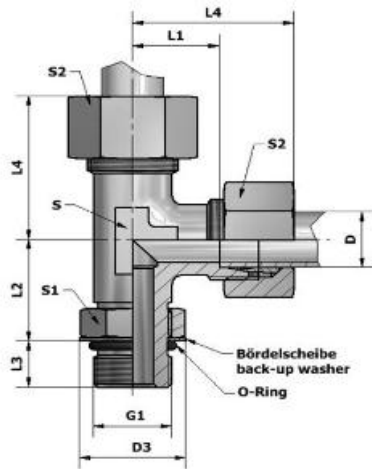
LEB..UN/UNF - Einstellbare L-Verschraubung mit Bördelscheibe

UN/UNF- Einschraubzapfen mit O-Ring (ISO 11926) / 24°-Anschluss



LEB..UN/UNF - Adjustable male stud run tee with back-up washer

thread: UN/UNF with O-Ring (ISO 11926) / 24° cone end



Für Einschraubloch ISO 11926-1 / for port forms acc. to ISO 11926-1

Reihe series	D	G1	D3	L1	L2	L3	L4	S	S1	S2	Gewicht weight kg/100	Sach-Nr. comp.no.	Artikel-Nr. part.no.
L	6	7/16-20UNF	16,5	12,0	20	10,0	27	12	14	14	7,00	51845/21	LEB6L-7/16-20UNPc3d
PN 315	8	7/16-20UNF	16,5	14,0	20	10,0	29	12	14	17	8,40	51846/21	LEB8L-7/16-20UNPc3d
PN 250	10	9/16-18UNF	20,2	15,0	25	11,0	30	14	17	19	11,10	51847/21	LEB10L-9/16-18UNPc3d
	12	9/16-18UNF	20,2	17,0	25	11,0	32	17	17	22	13,70	51848/21	LEB12L-9/16-18UNPc3d
	12	3/4-16UNF	25,7	17,0	27	13,0	32	17	22	22	19,20	51849/21	LEB12L-3/4-16UNPc3d
	15	3/4-16UNF	25,7	22,0	27	13,0	36	24	22	27	22,80	51850/21	LEB15L-3/4-16UNPc3d
PN 200	15	7/8-14UNF	29,3	22,0	33	15,0	36	24	27	27	29,40	51851/21	LEB15L-7/8-14UNPc3d
	18	7/8-14UNF	29,3	23,5	33	15,0	40	24	27	32	34,20	51852/21	LEB18L-7/8-14UNPc3d
	18	1 1/16-12UN	36,7	23,5	36	17,0	40	27	32	32	45,00	51853/21	LEB18L-1 1/16-12UNPc3d
PN 160	22	1 1/16-12UN	36,7	27,5	36	17,0	44	27	32	36	49,60	51854/21	LEB22L-1 1/16-12UNPc3d
	28	1 5/16-12UN	44,0	30,5	42	17,0	47	36	41	41	66,90	51855/21	LEB28L-1 5/16-12UNPc3d
PN 125	35	1 5/8-12UN	55,0	34,5	48	17,0	56	41	50	50	104,40	51856/21	LEB35L-1 5/8-12UNPc3d
	42	1 7/8-12UN	62,3	40,0	49	17,0	63	50	55	60	138,50	51857/21	LEB42L-1 7/8-12UNPc3d
PN 400	6	7/16-20UNF	16,5	16,0	22	11,0	31	12	17	17	10,30	51858/21	LEB6S-7/16-20UNPc3d
	8	9/16-20UNF	20,2	16,0	25	12,0	32	14	19	19	12,50	51859/21	LEB8S-9/16-18UNPc3d
	10	9/16-20UNF	20,2	17,5	26	12,0	34	17	19	22	16,70	51860/21	LEB10S-9/16-18UNPc3d
	12	3/4-16UNF	25,7	21,5	30	14,0	38	17	24	24	23,30	51861/21	LEB12S-3/4-16UNPc3d
	16	7/8-14UNF	29,3	24,5	35	16,0	43	24	27	30	37,90	51862/21	LEB16S-7/8-14UNPc3d
	20	1 1/16-12UN	36,7	26,5	39	18,5	48	27	36	36	59,30	51863/21	LEB20S-1 1/16-12UNPc3d
PN 315	25	1 5/16-12UN	44,0	30,0	44	18,5	54	36	41	46	103,00	51864/21	LEB25S-1 5/16-12UNPc3d
PN 250	30	1 5/8-12UN	55,0	35,5	51	18,5	62	41	50	50	140,20	51865/21	LEB30S-1 5/8-12UNPc3d
PN 200	38	1 7/8-12UN	62,3	41,0	54	18,5	72	50	55	60	197,10	51866/21	LEB38S-1 7/8-12UNPc3d

Serienmäßig mit O-Ring aus NBR / Auf Wunsch mit FKM lieferbar
Supplied with fitted NBR-O-ring / FKM on request

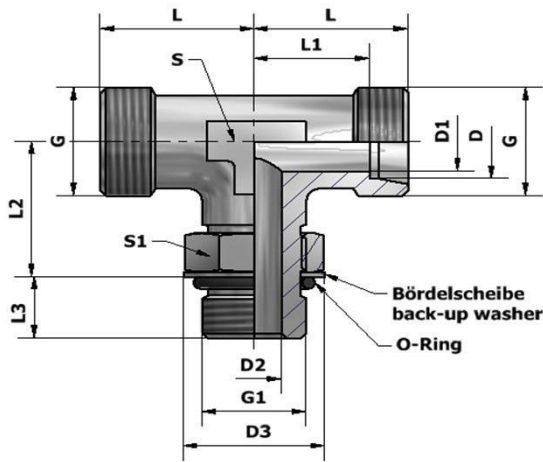
XTEB..UN/UNF - Einstellbarer T-Stutzen mit Bördelscheibe

UN/UNF- Einschraubzapfen mit O-Ring (ISO 11926) / 24°-Anschluss

XTEB..UN/UNF - Adjustable male stud branch tee

with back-up washer

thread: UN/UNF with O-Ring (ISO 11926) / 24° cone end



Für Einschraubloch ISO 11926-1 / for port forms acc. to ISO 11926-1

Reihe series	D	G	G1	D1	D2	D3	L	L1	L2	L3	S	S1	Gewicht weight kg/100	Sach-Nr. comp.no.	Artikel-Nr. part.no.
L	6	M12x1,5	7/16-20UNF	4	4,5	16,5	19	12,0	20	10,0	12	14	4,90	50671/21	XTEB6L-7/16-20UNPc3d
PN 315	8	M14x1,5	7/16-20UNF	6	4,5	16,5	21	14,0	20	10,0	12	14	5,20	50672/21	XTEB8L-7/16-20UNPc3d
PN 250	10	M16x1,5	9/16-18UNF	8	7,5	20,2	22	15,0	25	11,0	14	17	6,60	50673/21	XTEB10L-9/16-18UNPc3d
	12	M18x1,5	9/16-18UNF	10	7,5	20,2	24	17,0	25	11,0	17	17	8,10	50674/21	XTEB12L-9/16-18UNPc3d
	12	M18x1,5	3/4-16UNF	10	10,0	25,7	24	17,0	27	13,0	17	22	13,60	50675/21	XTEB12L-3/4-16UNPc3d
	15	M22x1,5	3/4-16UNF	12	10,0	25,7	28	22,0	27	13,0	24	22	14,00	50676/21	XTEB15L-3/4-16UNPc3d
PN 200	15	M22x1,5	7/8-14UNF	12	12,5	29,3	28	22,0	33	15,0	24	27	20,60	50677/21	XTEB15L-7/8-14UNPc3d
	18	M26x1,5	7/8-14UNF	15	12,5	29,3	31	23,5	33	15,0	24	27	21,30	50678/21	XTEB18L-7/8-14UNPc3d
	18	M26x1,5	1 1/16-12UN	15	15,5	36,7	31	23,5	36	17,0	27	32	32,10	50679/21	XTEB18L-1 1/16-12UNPc3d
PN 160	22	M30x2	1 1/16-12UN	19	15,5	36,7	35	27,5	36	17,0	27	32	32,40	50680/21	XTEB22L-1 1/16-12UNPc3d
	28	M36x2	1 5/16-12UN	24	21,5	44,0	38	30,5	42	17,0	36	41	48,40	50681/21	XTEB28L-1 5/16-12UNPc3d
PN 125	35	M45x2	1 5/8-12UN	30	27,5	55,0	45	34,5	48	17,0	41	50	75,00	50682/21	XTEB35L-1 5/8-12UNPc3d
	42	M52x2	1 7/8-12UN	36	33,5	62,3	51	40,0	49	17,0	50	55	92,30	50683/21	XTEB42L-1 7/8-12UNPc3d
PN 400	6	M14x1,5	7/16-20UNF	4	4,5	16,5	23	16,0	22	11,0	12	17	7,00	50684/21	XTEB6S-7/16-20UNPc3d
	8	M16x1,5	9/16-20UNF	5	7,5	20,2	23	16,0	25	12,0	14	19	8,70	50685/21	XTEB8S-9/16-18UNPc3d
	10	M18x1,5	9/16-20UNF	7	7,5	20,2	25	17,5	26	12,0	17	19	10,20	50686/21	XTEB10S-9/16-18UNPc3d
	12	M20x1,5	3/4-16UNF	8	10,0	25,7	29	21,5	30	14,0	17	24	15,70	50687/21	XTEB12S-3/4-16UNPc3d
	16	M24x1,5	7/8-14UNF	12	12,5	29,3	33	24,5	35	16,0	24	27	25,10	50688/21	XTEB16S-7/8-14UNPc3d
	20	M30x2	1 1/16-12UN	16	15,5	36,7	37	26,5	39	18,5	27	36	38,60	50689/21	XTEB20S-1 1/16-12UNPc3d
PN 315	25	M36x2	1 5/16-12UN	20	21,5	44,0	42	30,0	44	18,5	36	41	61,90	50690/21	XTEB25S-1 5/16-12UNPc3d
PN 250	30	M42x2	1 5/8-12UN	25	27,5	55,0	49	35,5	51	18,5	41	50	94,30	50691/21	XTEB30S-1 5/8-12UNPc3d
PN 200	38	M52x2	1 7/8-12UN	32	33,5	62,3	57	41,0	54	18,5	50	55	131,30	50692/21	XTEB38S-1 7/8-12UNPc3d

Serienmäßig mit O-Ring aus NBR / Auf Wunsch mit FKM lieferbar
Supplied with fitted NBR-O-ring / FKM on request

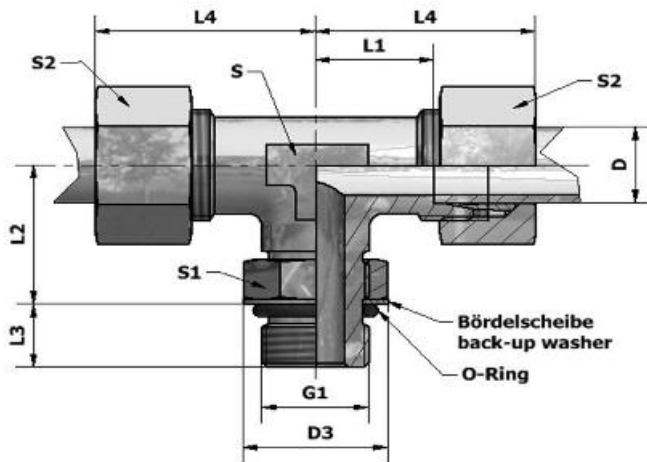
TEB..UN/UNF - Einstellbare T-Verschraubung mit Bördelscheibe

UN/UNF- Einschraubzapfen mit O-Ring (ISO 11926) / 24°-Anschluss



TEB..UN/UNF - Adjustable male stud branch tee with back-up washer

thread: UN/UNF with O-Ring (ISO 11926) / 24° cone end



Für Einschraubloch ISO 11926-1 / for port forms acc. to ISO 11926-1

Reihe series	D	G1	D3	L1	L2	L3	L4	S	S1	S2	Gewicht weight kg/100	Sach-Nr. comp. no.	Artikel-Nr. part. no.
L	6	7/16-20UNF	16,5	12,0	20	10,0	27	12	14	14	7,00	51869/21	TEB6L-7/16-20UNPc3d
PN 315	8	7/16-20UNF	16,5	14,0	20	10,0	29	12	14	17	8,40	51870/21	TEB8L-7/16-20UNPc3d
PN 250	10	9/16-18UNF	20,2	15,0	25	11,0	30	14	17	19	11,10	51871/21	TEB10L-9/16-18UNPc3d
	12	9/16-18UNF	20,2	17,0	25	11,0	32	17	17	22	13,70	51872/21	TEB12L-9/16-18UNPc3d
	12	3/4-16UNF	25,7	17,0	27	13,0	32	17	22	22	19,20	51873/21	TEB12L-3/4-16UNPc3d
	15	3/4-16UNF	25,7	22,0	27	13,0	36	24	22	27	22,80	51874/21	TEB15L-3/4-16UNPc3d
PN 200	15	7/8-14UNF	29,3	22,0	33	15,0	36	24	27	27	29,40	51875/21	TEB15L-7/8-14UNPc3d
	18	7/8-14UNF	29,3	23,5	33	15,0	40	24	27	32	34,20	51876/21	TEB18L-7/8-14UNPc3d
	18	1 1/16-12UN	36,7	23,5	36	17,0	40	27	32	32	45,00	51877/21	TEB18L-1 1/16-12UNPc3d
PN 160	22	1 1/16-12UN	36,7	27,5	36	17,0	44	27	32	36	49,60	51878/21	TEB22L-1 1/16-12UNPc3d
	28	1 5/16-12UN	44,0	30,5	42	17,0	47	36	41	41	66,90	51879/21	TEB28L-1 5/16-12UNPc3d
PN 125	35	1 5/8-12UN	55,0	34,5	48	17,0	56	41	50	50	104,40	51880/21	TEB35L-1 5/8-12UNPc3d
	42	1 7/8-12UN	62,3	40,0	49	17,0	63	50	55	60	138,50	51881/21	TEB42L-1 7/8-12UNPc3d
PN 400	6	7/16-20UNF	16,5	16,0	22	11,0	31	12	17	17	10,30	51882/21	TEB6S-7/16-20UNPc3d
	8	9/16-20UNF	20,2	16,0	25	12,0	32	14	19	19	12,50	51883/21	TEB8S-9/16-18UNPc3d
	10	9/16-20UNF	20,2	17,5	26	12,0	34	17	19	22	16,70	51884/21	TEB10S-9/16-18UNPc3d
	12	3/4-16UNF	25,7	21,5	30	14,0	38	17	24	24	23,30	51885/21	TEB12S-3/4-16UNPc3d
	16	7/8-14UNF	29,3	24,5	35	16,0	43	24	27	30	37,90	51886/21	TEB16S-7/8-14UNPc3d
	20	1 1/16-12UN	36,7	26,5	39	18,5	48	27	36	36	59,30	51887/21	TEB20S-1 1/16-12UNPc3d
PN 315	25	1 5/16-12UN	44,0	30,0	44	18,5	54	36	41	46	103,00	51888/21	TEB25S-1 5/16-12UNPc3d
PN 250	30	1 5/8-12UN	55,0	35,5	51	18,5	62	41	50	50	140,20	51889/21	TEB30S-1 5/8-12UNPc3d
PN 200	38	1 7/8-12UN	62,3	41,0	54	18,5	72	50	55	60	197,10	51890/21	TEB38S-1 7/8-12UNPc3d

Serienmäßig mit O-Ring aus NBR / Auf Wunsch mit FKM lieferbar
Supplied with fitted NBR-O-ring / FKM on request

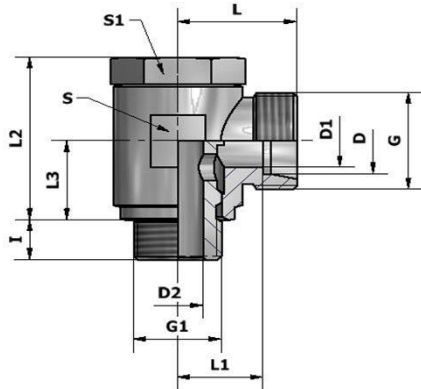
XNS - W-Schwenkverschraubungsstutzen

Metr. / Zöll. Gewinde mit Dichtkante / 24°-Anschluss



XNS - Banjo couplings elbow

thread: metric / BSP parallel metal-to-metal sealing / 24° cone end



Für Einschraubloch ISO 9974-1 (DIN 3852-1) / For port forms acc. to ISO 9974-1 (DIN 3852-1)

Reihe series	D	G	G1	D1	D2	L	L1	L2	L3	I	S	S1	Gewicht weight kg/100	Sach-Nr. comp.no.	Artikel-Nr. part.no.
L	6	M12x1,5	M10x1	4	5,0	17,5	10,5	21,0	10,0	6	14	14	3,00	1732/21	XNS6M10Lc3d
PN 160	8	M14x1,5	M12x1,5	6	6,0	20,0	13,0	26,0	12,0	9	17	17	5,50	1733/21	XNS8M12Lc3d
	10	M16x1,5	M14x1,5	8	6,5	21,0	14,0	28,0	13,0	9	19	19	7,00	1735/21	XNS10M14Lc3d
PN 100	12	M18x1,5	M16x1,5	10	8,5	22,5	15,5	32,0	15,0	9	22	22	9,90	1737/21	XNS12M16Lc3d
	15	M22x1,5	M18x1,5	12	11,0	24,5	17,5	37,0	18,0	9	24	24	13,60	1739/21	XNS15M18Lc3d
S	6	M14x1,5	M12x1,5	4	6,0	21,0	14,0	26,0	12,0	9	17	17	5,40	1742/21	XNS6M12Sc3d
PN 160	8	M16x1,5	M14x1,5	5	6,5	22,0	15,0	28,0	13,0	9	19	19	7,30	1743/21	XNS8M14Sc3d
PN 100	10	M18x1,5	M16x1,5	7	8,5	23,5	16,0	32,0	15,0	9	22	22	10,00	1744/21	XNS10M16Sc3d
	12	M20x1,5	M18x1,5	8	11,0	24,5	17,0	37,0	18,0	9	24	24	13,10	1745/21	XNS12M18Sc3d

Für Einschraubloch ISO 1179-1 (DIN 3852-2) / For port forms acc. to ISO 1179-1 (DIN 3852-2)

L	6	M12x1,5	G 1/8 A	4	5,0	17,5	10,5	22,0	10,0	6	14	14	3,00	1696/21	XNS6R1/8Lc3d
PN 160	8	M14x1,5	G 1/4 A	6	6,5	21,0	14,0	28,0	13,0	9	19	19	6,50	1697/21	XNS8R1/4Lc3d
	10	M16x1,5	G 1/4 A	8	6,5	21,0	14,0	28,0	13,0	9	19	19	6,70	1698/21	XNS10R1/4Lc3d
PN 100	12	M18x1,5	G 3/8 A	10	8,5	23,0	16,0	32,0	15,0	10	22	22	10,10	1699/21	XNS12R3/8Lc3d
	15	M22x1,5	G 1/2 A	12	11,0	26,5	19,5	37,5	17,5	11	30	27	10,80	1700/21	XNS15R1/2Lc3d
S	6	M14x1,5	G 1/4 A	4	6,5	22,0	15,0	28,0	13,0	9	19	19	6,80	1701/21	XNS6R1/4Sc3d
PN 160	8	M16x1,5	G 1/4 A	6	6,5	23,0	16,0	28,0	13,0	9	19	19	7,20	1702/21	XNS8R1/4Sc3d
PN 100	10	M18x1,5	G 3/8 A	7	8,5	23,5	16,0	32,0	15,0	10	22	22	12,20	1703/21	XNS10R3/8Sc3d
	12	M20x1,5	G 3/8 A	8	8,5	23,5	16,0	32,0	15,0	10	22	22	14,10	1704/21	XNS12R3/8Sc3d

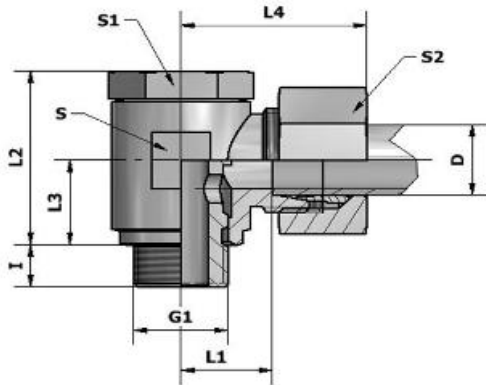
Ausführung bis 15 mm Rohrdurchmesser mit angedrehter Dichtkante gefertigt.
Design up to 15 mm tube outdiameter manufactured with sealing edge.

NS - W-Schwenkverschraubung

Metr. / Zöll. Gewinde mit Dichtkante / 24°-Anschluss

NS - Banjo couplings elbow

thread: metric / BSP parallel metal-to-metal sealing / 24° cone end



Für Einschraubloch ISO 9974-1 (DIN 3852-1) / For port forms acc. to ISO 9974-1 (DIN 3852-1)

Reihe series	D	G1	L1	L2	L3	L4	I	S	S1	S2	Gewicht weight kg/100	Sach-Nr. comp.no.	Artikel-Nr. part.no.
L	6	M10x1	10,5	21,0	10,0	25	6	14	14	14	4,05	41716/21	NS6M10LHc3d
PN 160	8	M12x1,5	13,0	26,0	12,0	27	9	17	17	17	7,10	41717/21	NS8M12LHc3d
	10	M14x1,5	14,0	28,0	13,0	29	9	19	19	19	9,25	41719/21	NS10M14LHc3d
PN 100	12	M16x1,5	15,5	32,0	15,0	30	9	22	22	22	12,70	41721/21	NS12M16LHc3d
	15	M18x1,5	17,5	37,0	18,0	33	9	24	24	27	18,00	41723/21	NS15M18LHc3d
S	6	M12x1,5	14,0	26,0	12,0	29	9	17	17	17	7,05	1726/21	NS6M12SHc3d
	8	M14x1,5	15,0	28,0	13,0	30	9	19	19	19	9,20	1727/21	NS8M14SHc3d
PN 100	10	M16x1,5	16,0	32,0	15,0	32	9	22	22	22	13,25	1728/21	NS10M16SHc3d
	12	M18x1,5	17,0	37,0	18,0	33	9	24	24	24	16,90	1729/21	NS12M18SHc3d

Für Einschraubloch ISO 1179-1 (DIN 3852-2) / For port forms acc. to ISO 1179-1 (DIN 3852-2)

L	6	G1/8A	10,5	22,0	10,0	25	6	14	14	14	4,05	41686/21	NS6R1/8LHc3d
PN 160	8	G1/4A	14,0	28,0	13,0	28	9	19	19	17	8,10	41687/21	NS8R1/4LHc3d
	10	G1/4A	14,0	28,0	13,0	29	9	19	19	19	8,95	41688/21	NS10R1/4LHc3d
PN 100	12	G3/8A	16,0	32,0	15,0	30	10	22	22	22	12,90	41689/21	NS12R3/8LHc3d
	15	G1/2A	19,5	37,5	17,5	34	11	30	27	27	15,20	41690/21	NS15R1/2LHc3d
S	6	G1/4A	15,0	28,0	13,0	30	9	19	19	17	8,45	1691/21	NS6R1/4SHc3d
PN 160	8	G1/4A	16,0	28,0	13,0	30	9	19	19	19	9,10	1692/21	NS8R1/4SHc3d
PN 100	10	G3/8A	16,0	32,0	15,0	32	10	22	22	22	15,45	1693/21	NS10R3/8SHc3d
	12	G3/8A	16,0	32,0	15,0	33	10	22	22	24	17,90	1694/21	NS12R3/8SHc3d

Ausführung bis 15 mm Rohrdurchmesser mit angedrehter Dichtkante gefertigt.
Design up to 15 mm tube outdiameter manufactured with sealing edge.

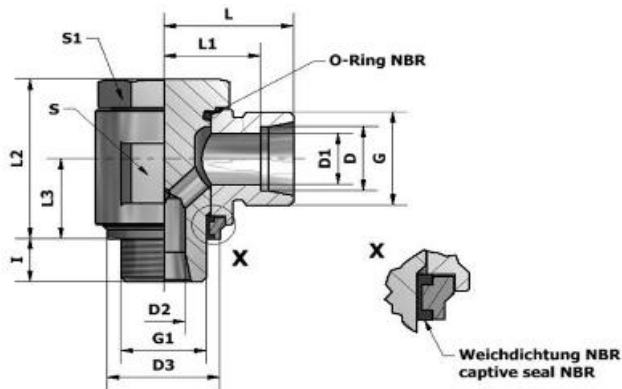
XHWE..M..WD - W-Hochdruckschwenkverschraubung

Metr. Einschraubzapfen mit weichdichtendem Ring / 24°-Anschluss

XHWE..M..WD - High-pressure banjo coupling elbow

Thread: metric parallel with soft-sealing ring / 24° cone end

arco



Für Einschraubloch ISO 9974-1 (DIN 3852-1) / For port forms acc. to ISO 9974-1 (DIN 3852-1)

Reihe series	D	G	G1	D1	D2	D3	L	L1	L2	L3	I	S*	S1	Gewicht weight kg/100	Sach-Nr. comp.no.	Artikel-Nr. part.no.
L	6	M12x1,5	M10x1	4	4	14,9	20,0	13,0	21,0	10,0	8	17	14	4,20	53000/21	XHWE6M10LWDPc3d
PN 315	8	M14x1,5	M12x1,5	6	5	17,8	21,0	14,0	27,0	13,5	10	22	19	8,00	13534/21	XHWE8M12LWDPc3d
	10	M16x1,5	M14x1,5	8	5	19,9	23,0	16,0	27,0	13,5	10	22	19	8,60	53001/21	XHWE10M14LWDPc3d
	12	M18x1,5	M16x1,5	10	8	21,8	25,0	18,0	32,5	16,0	11	27	22	13,70	53002/21	XHWE12M16LWDPc3d
	15	M22x1,5	M18x1,5	12	9	23,9	27,5	20,5	37,0	18,5	10	30	24	18,70	53003/21	XHWE15M18LWDPc3d
	18	M26x1,5	M22x1,5	15	11	27,9	28,5	21,0	43,0	21,5	12	32	27	26,50	53004/21	XHWE18M22LWDPc3d
PN 160	22	M30x2	M26x1,5	19	15	31,9	35,0	27,5	48,0	24,0	16	41	32	41,50	53005/21	XHWE22M26LWDPc3d
	28	M36x2	M33x2	24	19	39,9	39,0	31,5	59,0	30,5	18	46	41	85,70	53006/21	XHWE28M33LWDPc3d
	35	M45x2	M42x2	30	24	49,8	46,0	35,5	70,0	35,5	20	55	50	141,80	53007/21	XHWE35M42LWDPc3d
	42	M52x2	M48x2	36	32	55,8	51,0	40,0	80,0	40,5	22	65	55	213,30	53008/21	XHWE42M48LWDPc3d
S	6	M14x1,5	M12x1,5	4	4	17,8	23,0	16,0	27,0	13,5	10	22	19	8,90	14571/21	XHWE6M12SWDPc3d
PN 400	8	M16x1,5	M14x1,5	5	5	19,9	23,0	16,0	27,0	13,5	10	22	19	9,60	53009/21	XHWE8M14SWDPc3d
	10	M18x1,5	M16x1,5	7	8	21,8	26,0	18,5	32,5	16,0	11	27	22	15,30	53010/21	XHWE10M16SWDPc3d
	12	M20x1,5	M18x1,5	8	9	23,9	27,0	19,5	37,0	18,5	10	30	24	18,80	13965/21	XHWE12M18SWDPc3d
PN 315	16	M24x1,5	M22x1,5	12	11	27,9	30,5	22,0	43,0	21,5	12	32	27	27,30	53011/21	XHWE16M22SWDPc3d
	20	M30x2	M27x2	16	15	32,9	37,5	27,0	48,0	24,0	16	41	32	45,90	53012/21	XHWE20M27SWDPc3d
PN 250	25	M36x2	M33x2	20	19	39,9	43,0	31,0	59,0	30,5	18	46	41	91,70	53013/21	XHWE25M33SWDPc3d
PN 160	30	M42x2	M42x2	25	24	49,8	50,0	36,5	70,0	35,5	20	55	50	144,50	53014/21	XHWE30M42SWDPc3d
	38	M52x2	M48x2	32	32	55,8	57,0	41,0	80,0	40,5	22	65	55	224,50	53015/21	XHWE38M48SWDPc3d

S* Baureihe L bis Rohrgröße 22 und Baureihe S bis Rohrgröße 20 aus Gesenkschmiedeteilen gefertigt.
Series L up to tube size 22 and series L up to tube size 20 manufactured from forgings

Baureihe L ab Rohrgröße 28 und Baureihe S ab Rohrgröße 25 aus Vierkantmaterial gefertigt.
Series L greater than tube size 28 and series S greater than tube size 25: square bar steel is manufactured

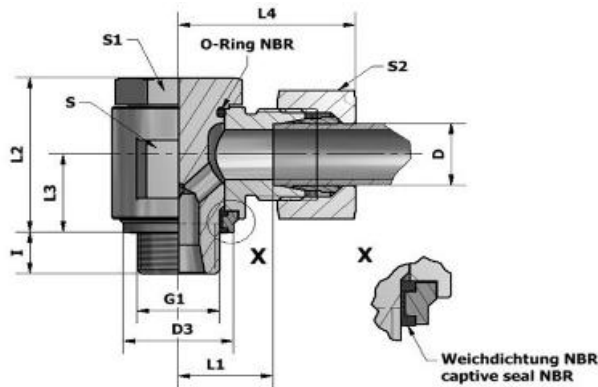
Optional auch mit metallischem Dichtkantenring lieferbar.
Design with sealing edge ring on request

HWE..M..WD - W-Hochdruckschwenkverschraubung

Metr. Einschraubzapfen mit weichdichtendem Ring / 24°-Anschluss

HWE..M..WD - High-pressure banjo coupling elbow

Thread: metric parallel with soft-sealing ring / 24° cone end



Für Einschraubloch ISO 9974-1 (DIN 3852-1) / For port forms acc. to ISO 9974-1 (DIN 3852-1)

Reihe series	D	G1	D3	L1	L2	L3	L4	I	S*	S1	S2	Gewicht weight kg/100	Sach-Nr. comp.no.	Artikel-Nr. part.no.
L	6	M10x1	14,9	13,0	21,0	10,0	27	8	17	14	14	5,25	53029/21	HWE6M10LWDPc3d
PN 315	8	M12x1,5	17,8	14,0	27,0	13,5	29	10	22	19	17	9,60	12923/21	HWE8M12LWDPc3d
	10	M14x1,5	19,9	16,0	27,0	13,5	30	10	22	19	19	8,85	53030/21	HWE10M14LWDPc3d
	12	M16x1,5	21,8	18,0	32,5	16,0	33	11	27	22	22	16,50	53031/21	HWE12M16LWDPc3d
	15	M18x1,5	23,9	20,5	37,0	18,5	37	10	30	24	27	23,10	53033/21	HWE15M18LWDPc3d
	18	M22x1,5	27,9	21,0	43,0	21,5	37	12	32	27	32	32,95	53034/21	HWE18M22LWDPc3d
PN 160	22	M26x1,5	31,9	27,5	48,0	24,0	44	16	41	32	36	50,10	53035/21	HWE22M26LWDPc3d
	28	M33x2	39,9	31,5	59,0	30,5	49	18	46	41	41	94,95	53036/21	HWE28M33LWDPc3d
	35	M42x2	49,8	35,5	70,0	35,5	58	20	55	50	50	156,50	53037/21	HWE35M42LWDPc3d
	42	M48x2	55,8	40,0	80,0	40,5	63	22	65	55	60	236,40	53038/21	HWE42M48LWDPc3d
S	6	M12x1,5	17,8	16,0	27,0	13,5	31	10	22	19	17	10,55	53039/21	HWE6M12SWDPc3d
PN 400	8	M14x1,5	19,9	16,0	27,0	13,5	31	10	22	19	19	11,50	53040/21	HWE8M14SWDPc3d
	10	M16x1,5	21,8	18,5	32,5	16,0	35	11	27	22	22	18,55	53041/21	HWE10M16SWDPc3d
	12	M18x1,5	23,9	19,5	37,0	18,5	36	10	30	24	24	22,60	53042/21	HWE12M18SWDPc3d
PN 315	16	M22x1,5	27,9	22,0	43,0	21,5	40	12	32	27	30	33,70	53043/21	HWE16M22SWDPc3d
	20	M27x2	32,9	27,0	48,0	24,0	48	16	41	32	36	56,25	53044/21	HWE20M27SWDPc3d
PN 250	25	M33x2	39,9	31,0	59,0	30,5	56	18	46	41	46	112,25	53045/21	HWE25M33SWDPc3d
PN 160	30	M42x2	49,8	36,5	70,0	35,5	64	20	55	50	50	167,45	53046/21	HWE30M42SWDPc3d
	38	M48x2	55,8	41,0	80,0	40,5	72	22	65	55	60	257,40	53047/21	HWE38M48SWDPc3d

S* Baureihe L bis Rohrgröße 22 und Baureihe S bis Rohrgröße 20 aus Gesenkschmiedeteilen gefertigt.
Series L up to tube size 22 and series L up to tube size 20 manufactured from forgings

Baureihe L ab Rohrgröße 28 und Baureihe S ab Rohrgröße 25 aus Vierkantmaterial gefertigt.
Series L greater than tube size 28 and series S greater than tube size 25: square bar steel is manufactured

Optional auch mit metallischem Dichtkantenring lieferbar.
Design with sealing edge ring on request

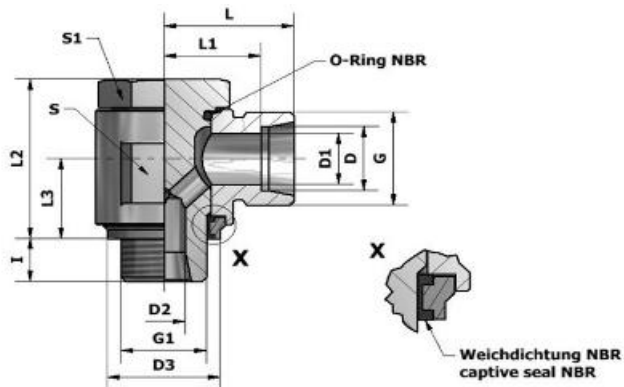
XHWE..R..WD - W-Hochdruckschwenkverschraubung

Zöll. Einschraubzapfen mit weichdichtendem Ring / 24°-Anschluss

XHWE..R..WD - High-pressure banjo coupling elbow

Thread: BSP parallel with soft-sealing ring / 24° cone end

arco



Für Einschraubloch ISO 1179-1 (DIN 3852-2) / For port forms acc. to ISO 1179-1 (DIN 3852-2)

Reihe series	D	G	G1	D1	D2	D3	L	L1	L2	L3	I	S*	S1	Gewicht weight kg/100	Sach-Nr. comp.no.	Artikel-Nr. part.no.
L PN 315	6	M12x1,5	G 1/8 A	4	4	14,9	20,0	13,0	21,0	10,0	8	17	14	4,30	14871/21	XHWE6R1/8LWDPc3d
	6	M12x1,5	G 1/4 A	4	5	18,9	22,0	15,0	27,0	13,5	10	22	19	8,30	53016/21	XHWE6R1/4LWDPc3d
	8	M14x1,5	G 1/4 A	6	5	18,9	21,0	14,0	27,0	13,5	10	22	19	8,50	53017/21	XHWE8R1/4LWDPc3d
	10	M16x1,5	G 1/4 A	8	5	18,9	23,0	16,0	27,0	13,5	10	22	19	8,60	14840/21	XHWE10R1/4LWDPc3d
	12	M18x1,5	G 1/4 A	10	5	18,9	23,0	16,0	30,0	15,5	10	22	19	9,70	53018/21	XHWE12R1/4LWDPc3d
	12	M18x1,5	G 3/8 A	10	8	21,8	25,0	18,0	32,5	16,0	12	27	22	14,70	53019/21	XHWE12R3/8LWDPc3d
	15	M22x1,5	G 1/2 A	12	11	26,9	28,5	21,5	41,0	19,5	14	32	27	25,00	13173/21	XHWE15R1/2LWDPc3d
PN 160	18	M26x1,5	G 1/2 A	15	11	26,9	28,5	21,5	43,0	21,5	14	32	27	26,10	53020/21	XHWE18R1/2LWDPc3d
	22	M30x2	G 3/4 A	19	15	32,9	35,0	27,5	48,0	24,0	16	41	32	41,40	53021/21	XHWE22R3/4LWDPc3d
	28	M36x2	G 1 A	24	19	39,9	39,0	31,5	59,0	30,5	18	46	41	84,80	53022/21	XHWE28R1LWDPc3d
	35	M45x2	G 1 1/4 A	30	24	49,9	46,0	35,5	70,0	35,5	20	55	50	140,90	53023/21	XHWE35R1/4LWDPc3d
S PN 400	42	M52x2	G 1 1/2 A	36	31	55,8	51,0	40,0	80,0	40,5	22	65	55	219,00	53024/21	XHWE42R1/2LWDPc3d
	6	M14x1,5	G 1/4 A	4	4	18,9	23,0	16,0	27,0	13,5	10	22	19	8,90	13966/21	XHWE6R1/4SWDPc3d
	8	M16x1,5	G 1/4 A	5	4	18,9	23,0	16,0	27,0	13,5	10	22	19	8,80	53025/21	XHWE8R1/4SWDPc3d
	10	M18x1,5	G 3/8 A	7	8	21,8	26,0	18,5	32,5	16,0	12	27	22	14,70	53026/21	XHWE10R3/8SWDPc3d
PN 315	12	M20x1,5	G 3/8 A	8	8	21,8	26,0	18,5	33,5	17,0	12	27	22	15,40	14059/21	XHWE12R3/8SWDPc3d
	16	M24x1,5	G 1/2 A	12	11	26,9	30,5	22,0	43,0	21,5	14	32	27	27,00	14231/21	XHWE16R1/2SWDPc3d
PN 250	20	M30x2	G 3/4 A	16	15	32,9	37,5	27,0	48,0	24,0	16	41	32	43,60	14415/21	XHWE20R3/4SWDPc3d
	25	M36x2	G 1 A	20	19	39,9	43,0	31,0	59,0	30,5	18	46	41	113,60	14408/21	XHWE25R1SWDPc3d
PN 160	30	M42x2	G 1 1/4 A	25	24	49,8	50,0	36,5	70,0	35,5	20	55	50	150,10	53027/21	XHWE30R1/4SWDPc3d
	38	M52x2	G 1 1/2 A	32	31	55,8	57,0	41,0	80,0	40,5	22	65	55	216,30	53028/21	XHWE38R1/2SWDPc3d

S* Baureihe L bis Rohrgröße 22 und Baureihe S bis Rohrgröße 20 aus Gesenkschmiedeteilen gefertigt.
Series L up to tube size 22 and series L up to tube size 20 manufactured from forgings

Baureihe L ab Rohrgröße 28 und Baureihe S ab Rohrgröße 25 aus Vierkantmaterial gefertigt.
Series L greater than tube size 28 and series S greater than tube size 25: square bar steel is manufactured

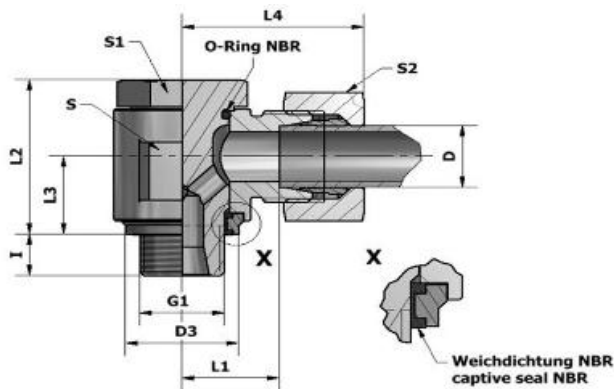
Optional auch mit metallischem Dichtkantenring lieferbar.
Design with sealing edge ring on request

HWE..R..WD - W-Hochdruckschwenkverschraubung

Zöll. Einschraubzapfen mit weichdichtendem Ring / 24°-Anschluss

HWE..R..WD - High-pressure banjo coupling elbow

Thread: BSP parallel with soft-sealing ring / 24° cone end



Für Einschraubloch ISO 1179-1 (DIN 3852-2) / For port forms acc. to ISO 1179-1 (DIN 3852-2)

Reihe series	D	G1	D3	L1	L2	L3	L4	I	S*	S1	S2	Gewicht weight kg/100	Sach-Nr. comp.no.	Artikel-Nr. part.no.
L PN 315	6	G 1/8 A	14,9	13,0	21,0	10,0	27	8	17	14	14	5,35	53048/21	HWE6R1/8LWDPc3d
	6	G 1/4 A	18,9	15,0	27,0	13,5	29	10	22	19	14	9,35	53049/21	HWE6R1/4LWDPc3d
	8	G 1/4 A	18,9	14,0	27,0	13,5	29	10	22	19	17	10,10	53050/21	HWE8R1/4LWDPc3d
	10	G 1/4 A	18,9	16,0	27,0	13,5	30	10	22	19	19	10,85	53051/21	HWE10R1/4LWDPc3d
	12	G 1/4 A	18,9	16,0	30,0	15,5	31	10	22	19	22	12,50	53052/21	HWE12R1/4LWDPc3d
	12	G 3/8 A	21,8	18,0	32,5	16,0	33	12	27	22	22	17,50	53053/21	HWE12R3/8LWDPc3d
	15	G 1/2 A	26,9	21,5	41,0	19,5	36	14	32	27	27	29,40	53054/21	HWE15R1/2LWDPc3d
PN 160	18	G 1/2 A	26,9	21,5	43,0	21,5	37	14	32	27	32	32,55	53055/21	HWE18R1/2LWDPc3d
	22	G 3/4 A	32,9	27,5	48,0	24,0	44	16	41	32	36	50,00	53056/21	HWE22R3/4LWDPc3d
	28	G 1 A	39,9	31,5	59,0	30,5	49	18	46	41	41	94,05	53057/21	HWE28R1LWDPc3d
	35	G 1 1/4 A	49,9	35,5	70,0	35,5	58	20	55	50	50	155,60	53058/21	HWE35R1 1/4LWDPc3d
S PN 400	42	G 1 1/2 A	55,8	40,0	80,0	40,5	63	22	65	55	60	242,10	53059/21	HWE42R1 1/2LWDPc3d
	6	G 1/4 A	18,9	16,0	27,0	13,5	31	10	22	19	17	10,55	53060/21	HWE6R1/4SWDPc3d
	8	G 1/4 A	18,9	16,0	27,0	13,5	31	10	22	19	19	10,70	14752/21	HWE8R1/4SWDPc3d
	10	G 3/8 A	21,8	18,5	32,5	16,0	35	12	27	22	22	17,95	53061/21	HWE10R3/8SWDPc3d
PN 315	12	G 3/8 A	21,8	18,5	33,5	17,0	35	12	27	22	24	19,20	53062/21	HWE12R3/8SWDPc3d
	16	G 1/2 A	26,9	22,0	43,0	21,5	40	14	32	27	30	33,40	53063/21	HWE16R1/2SWDPc3d
PN 250	20	G 3/4 A	32,9	27,0	48,0	24,0	48	16	41	32	36	53,95	53064/21	HWE20R3/4SWDPc3d
	25	G 1 A	39,9	31,0	59,0	30,5	56	18	46	41	46	134,15	53065/21	HWE25R1SWDPc3d
PN 160	30	G 1 1/4 A	49,8	36,5	70,0	35,5	64	20	55	50	50	173,05	53066/21	HWE30R1 1/4SWDPc3d
	38	G 1 1/2 A	55,8	41,0	80,0	40,5	72	22	65	55	60	249,20	53067/21	HWE38R1 1/2SWDPc3d

S* Baureihe L bis Rohrgröße 22 und Baureihe S bis Rohrgröße 20 aus Gesenkschmiedeteilen gefertigt.
Series L up to tube size 22 and series L up to tube size 20 manufactured from forgings

Baureihe L ab Rohrgröße 28 und Baureihe S ab Rohrgröße 25 aus Vierkantmaterial gefertigt.
Series L greater than tube size 28 and series S greater than tube size 25: square bar steel is manufactured

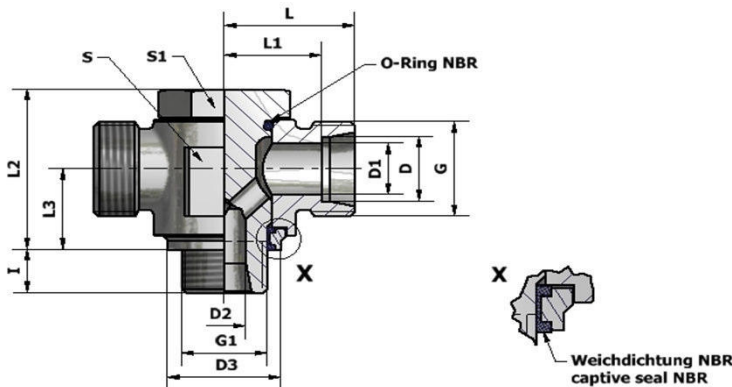
Optional auch mit metallischem Dichtkantenring lieferbar.
Design with sealing edge ring on request

XHTE..M..WD - T-Hochdruckschwenkverschraubung

Metr. Einschraubzapfen mit weichdichtendem Ring / 24°-Anschluss

XHTE..M..WD - High-pressure banjo coupling tee

Thread: metric parallel with soft-sealing ring / 24° cone end



Für Einschraubloch ISO 9974-1 (DIN 3852-1) / For port forms acc. to ISO 9974-1 (DIN 3852-1)

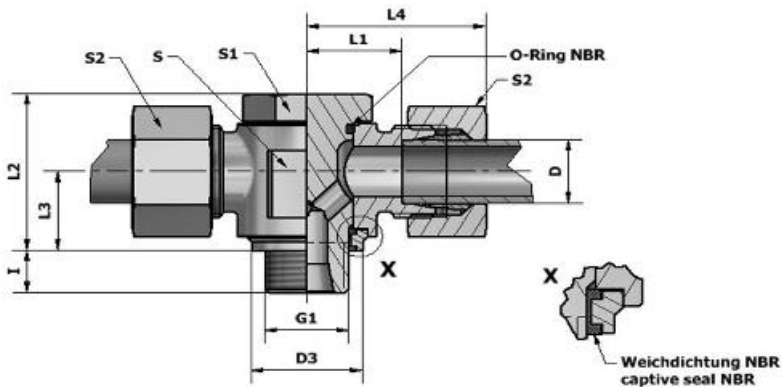
Reihe series	D	G	G1	D1	D2	D3	L	L1	L2	L3	I	S*	S1	Gewicht weight kg/100	Sach-Nr. comp.no.	Artikel-Nr. part.no.
L PN 315	6	M12x1,5	M10x1	4	4	14,9	20,0	13,0	21,0	10,0	8	17	14	4,70	53068/21	XHTE6M10LWDPc3d
	8	M14x1,5	M12x1,5	6	5	17,8	21,0	14,0	27,0	13,5	10	22	19	8,70	53069/21	XHTE8M12LWDPc3d
	10	M16x1,5	M14x1,5	8	5	19,9	23,0	16,0	27,0	13,5	10	22	19	9,00	53070/21	XHTE10M14LWDPc3d
	12	M18x1,5	M16x1,5	10	8	21,8	25,0	18,0	32,5	16,0	11	27	22	14,80	53071/21	XHTE12M16LWDPc3d
	15	M22x1,5	M18x1,5	12	9	23,9	27,5	20,5	37,0	18,5	10	30	24	19,20	53073/21	XHTE15M18LWDPc3d
	18	M26x1,5	M22x1,5	15	11	27,9	28,5	21,0	43,0	21,5	12	32	27	27,70	53074/21	XHTE18M22LWDPc3d
PN 160	22	M30x2	M26x1,5	19	15	31,9	35,0	27,5	48,0	24,0	16	41	32	43,50	53075/21	XHTE22M26LWDPc3d
	28	M36x2	M33x2	24	19	39,9	39,0	31,5	59,0	30,5	18	46	41	88,60	53076/21	XHTE28M33LWDPc3d
	35	M45x2	M42x2	30	24	49,8	46,0	35,5	70,0	35,5	20	55	50	149,30	53077/21	XHTE35M42LWDPc3d
	42	M52x2	M48x2	36	32	55,8	51,0	40,0	80,0	40,5	22	65	55	221,80	53078/21	XHTE42M48LWDPc3d
S PN 400	6	M14x1,5	M12x1,5	4	4	17,8	23,0	16,0	27,0	13,5	10	22	19	9,60	53079/21	XHTE6M12SWDPc3d
	8	M16x1,5	M14x1,5	5	5	19,9	23,0	16,0	27,0	13,5	10	22	19	10,30	53080/21	XHTE8M14SWDPc3d
	10	M18x1,5	M16x1,5	7	8	21,8	26,0	18,5	32,5	16,0	11	27	22	11,90	53081/21	XHTE10M16SWDPc3d
	12	M20x1,5	M18x1,5	8	9	23,9	27,0	19,5	37,0	18,5	10	30	24	20,30	53082/21	XHTE12M18SWDPc3d
PN 315	16	M24x1,5	M22x1,5	12	11	27,9	30,5	22,0	43,0	21,5	12	32	27	29,30	13964/21	XHTE16M22SWDPc3d
	20	M30x2	M27x2	16	15	32,9	37,5	27,0	48,0	24,0	16	41	32	48,60	53083/21	XHTE20M27SWDPc3d
PN 250	25	M36x2	M33x2	20	19	39,9	43,0	31,0	59,0	30,5	18	46	41	97,90	53084/21	XHTE25M33SWDPc3d
PN 160	30	M42x2	M42x2	25	24	49,8	50,0	36,5	70,0	35,5	20	55	50	157,80	53085/21	XHTE30M42SWDPc3d
	38	M52x2	M48x2	32	32	55,8	57,0	41,0	80,0	40,5	22	65	55	241,70	53086/21	XHTE38M48SWDPc3d

S* Baureihe L bis Rohrgröße 22 und Baureihe S bis Rohrgröße 20 aus Gesenkschmiedeteilen gefertigt.
Series L up to tube size 22 and series L up to tube size 20 manufactured from forgings

Baureihe L ab Rohrgröße 28 und Baureihe S ab Rohrgröße 25 aus Vierkantmaterial gefertigt.
Series L greater than tube size 28 and series S greater than tube size 25: square bar steel is manufactured

Optional auch mit metallischem Dichtkantenring lieferbar.
Design with sealing edge ring on request

HTE..M..WD - T-Hochdruckschwenkverschraubung
 Metr. Einschraubzapfen mit weichdichtendem Ring / 24°-Anschluss
HTE..M..WD - High-pressure banjo coupling tee
 Thread: metric parallel with soft-sealing ring / 24° cone end



Für Einschraubloch ISO 9974-1 (DIN 3852-1) / For port forms acc. to ISO 9974-1 (DIN 3852-1)

Reihe series	D	G1	D3	L1	L2	L3	L4	I	S*	S1	S2	Gewicht weight kg/100	Sach-Nr. comp.no.	Artikel-Nr. part.no.
L	6	M10x1	14,9	13,0	21,0	10,0	27	8	17	14	14	6,80	53106/21	HTE6M10LWDPc3d
PN 315	8	M12x1,5	17,8	14,0	27,0	13,5	29	10	22	19	17	11,90	53107/21	HTE8M12LWDPc3d
	10	M14x1,5	19,9	16,0	27,0	13,5	30	10	22	19	19	13,50	53108/21	HTE10M14LWDPc3d
	12	M16x1,5	21,8	18,0	32,5	16,0	33	11	27	22	22	20,40	53109/21	HTE12M16LWDPc3d
	15	M18x1,5	23,9	20,5	37,0	18,5	37	10	30	24	27	28,00	53111/21	HTE15M18LWDPc3d
	18	M22x1,5	27,9	21,0	43,0	21,5	37	12	32	27	32	40,60	53112/21	HTE18M22LWDPc3d
PN 160	22	M26x1,5	31,9	27,5	48,0	24,0	44	16	41	32	36	60,70	53113/21	HTE22M26LWDPc3d
	28	M33x2	39,9	31,5	59,0	30,5	49	18	46	41	41	107,10	53114/21	HTE28M33LWDPc3d
	35	M42x2	49,8	35,5	70,0	35,5	58	20	55	50	50	178,70	53115/21	HTE35M42LWDPc3d
	42	M48x2	55,8	40,0	80,0	40,5	63	22	65	55	60	268,00	53116/21	HTE42M48LWDPc3d
S	6	M12x1,5	17,8	16,0	27,0	13,5	31	10	22	19	17	12,90	53117/21	HTE6M12SWDPc3d
PN 400	8	M14x1,5	19,9	16,0	27,0	13,5	31	10	22	19	19	14,10	53118/21	HTE8M14SWDPc3d
	10	M16x1,5	21,8	18,5	32,5	16,0	35	11	27	22	22	18,40	53119/21	HTE10M16SWDPc3d
	12	M18x1,5	23,9	19,5	37,0	18,5	36	10	30	24	24	27,90	53120/21	HTE12M18SWDPc3d
PN 315	16	M22x1,5	27,9	22,0	43,0	21,5	40	12	32	27	30	42,10	53121/21	HTE16M22SWDPc3d
	20	M27x2	32,9	27,0	48,0	24,0	48	16	41	32	36	69,30	53122/21	HTE20M27SWDPc3d
PN 250	25	M33x2	39,9	31,0	59,0	30,5	56	18	46	41	46	139,00	53123/21	HTE25M33SWDPc3d
PN 160	30	M42x2	49,8	36,5	70,0	35,5	64	20	55	50	50	203,70	53124/21	HTE30M42SWDPc3d
	38	M48x2	55,8	41,0	80,0	40,5	72	22	65	55	60	307,50	53125/21	HTE38M48SWDPc3d

S* Baureihe L bis Rohrgröße 22 und Baureihe S bis Rohrgröße 20 aus Gesenkschmiedeteilen gefertigt.
 Series L up to tube size 22 and series L up to tube size 20 manufactured from forgings

Baureihe L ab Rohrgröße 28 und Baureihe S ab Rohrgröße 25 aus Vierkantmaterial gefertigt.
 Series L greater than tube size 28 and series S greater than tube size 25: square bar steel is manufactured

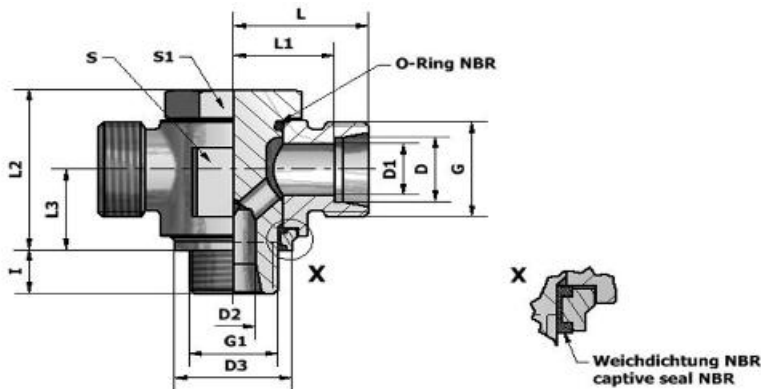
Optional auch mit metallischem Dichtkantenring lieferbar.
 Design with sealing edge ring on request

XHTE..R..WD - T-Hochdruckschwenkverschraubung

Zöll. Einschraubzapfen mit weichdichtendem Ring / 24°-Anschluss

XHTE..R..WD - High-pressure banjo coupling tee

Thread: BSP parallel with soft-sealing ring / 24° cone end



Für Einschraubloch ISO 1179-1 (DIN 3852-2) / For port forms acc. to ISO 1179-1 (DIN 3852-2)

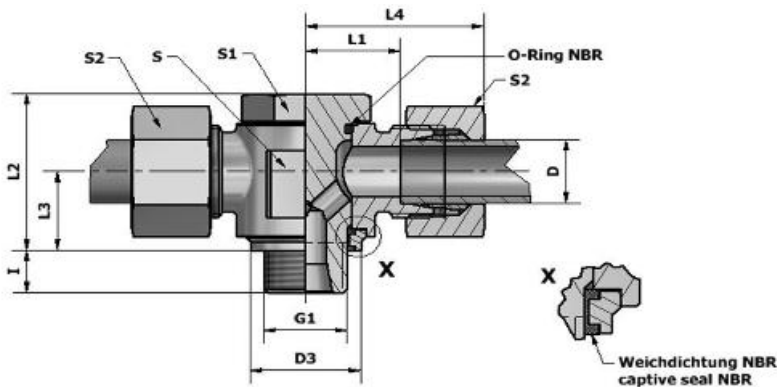
Reihe series	D	G	G1	D1	D2	D3	L	L1	L2	L3	I	S*	S1	Gewicht weight kg/100	Sach-Nr. comp.no.	Artikel-Nr. part.no.
L PN 315	6	M12x1,5	G 1/8 A	4	4	14,9	20,0	13,0	21,0	10,0	8	17	14	4,80	53087/21	XHTE6R1/8LWDPc3d
	6	M12x1,5	G 1/4 A	4	5	18,9	22,0	15,0	27,0	13,5	10	22	19	6,90	53088/21	XHTE6R1/4LWDPc3d
	8	M14x1,5	G 1/4 A	6	5	18,9	21,0	14,0	27,0	13,5	10	22	19	8,90	14953/21	XHTE8R1/4LWDPc3d
	10	M16x1,5	G 1/4 A	8	5	18,9	23,0	16,0	27,0	13,5	10	22	19	9,10	53089/21	XHTE10R1/4LWDPc3d
	12	M18x1,5	G 1/4 A	10	5	18,9	23,0	16,0	30,0	15,5	10	22	19	13,80	53090/21	XHTE12R1/4LWDPc3d
	12	M18x1,5	G 3/8 A	10	8	21,8	25,0	18,0	32,5	16,0	12	27	22	16,20	53091/21	XHTE12R3/8LWDPc3d
	15	M22x1,5	G 1/2 A	12	11	26,9	28,5	21,5	41,0	19,5	14	32	27	27,10	53092/21	XHTE15R1/2LWDPc3d
PN 160	18	M26x1,5	G 1/2 A	15	11	26,9	28,5	21,5	43,0	21,5	14	32	27	29,50	53093/21	XHTE18R1/2LWDPc3d
	22	M30x2	G 3/4 A	19	15	32,9	35,0	27,5	48,0	24,0	16	41	32	45,80	53094/21	XHTE22R3/4LWDPc3d
	28	M36x2	G 1 A	24	19	39,9	39,0	31,5	59,0	30,5	18	46	41	89,90	53095/21	XHTE28R1LWDPc3d
	35	M45x2	G 1 1/4 A	30	24	49,9	46,0	35,5	70,0	35,5	20	55	50	150,40	53096/21	XHTE35R1 1/4LWDPc3d
	42	M52x2	G 1 1/2 A	36	31	55,8	51,0	40,0	80,0	40,5	22	65	55	222,60	53097/21	XHTE42R1 1/2LWDPc3d
S PN 400	6	M14x1,5	G 1/4 A	4	4	18,9	23,0	16,0	27,0	13,5	10	22	19	10,00	53098/21	XHTE6R1/4SWDPc3d
	8	M16x1,5	G 1/4 A	5	4	18,9	23,0	16,0	27,0	13,5	10	22	19	10,40	53099/21	XHTE8R1/4SWDPc3d
	10	M18x1,5	G 3/8 A	7	8	21,8	26,0	18,5	32,5	16,0	12	27	22	16,90	53100/21	XHTE10R3/8SWDPc3d
	12	M20x1,5	G 3/8 A	8	8	21,8	26,0	18,5	33,5	17,0	12	27	22	19,10	14722/21	XHTE12R3/8SWDPc3d
PN 315	16	M24x1,5	G 1/2 A	12	11	26,9	30,5	22,0	43,0	21,5	14	32	27	30,30	53101/21	XHTE16R1/2SWDPc3d
	20	M30x2	G 3/4 A	16	15	32,9	37,5	27,0	48,0	24,0	16	41	32	49,40	53102/21	XHTE20R3/4SWDPc3d
PN 250	25	M36x2	G 1 A	20	19	39,9	43,0	31,0	59,0	30,5	18	46	41	98,50	53103/21	XHTE25R1SWDPc3d
PN 160	30	M42x2	G 1 1/4 A	25	24	49,8	50,0	36,5	70,0	35,5	20	55	50	159,60	53104/21	XHTE30R1 1/4SWDPc3d
	38	M52x2	G 1 1/2 A	32	31	55,8	57,0	41,0	80,0	40,5	22	65	55	242,90	53105/21	XHTE38R1 1/2SWDPc3d

S* Baureihe L bis Rohrgröße 22 und Baureihe S bis Rohrgröße 20 aus Gesenkschmiedeteilen gefertigt.
Series L up to tube size 22 and series L up to tube size 20 manufactured from forgings

Baureihe L ab Rohrgröße 28 und Baureihe S ab Rohrgröße 25 aus Vierkantmaterial gefertigt.
Series L greater than tube size 28 and series S greater than tube size 25: square bar steel is manufactured

Optional auch mit metallischem Dichtkantenring lieferbar.
Design with sealing edge ring on request

HTE..R..WD - T-Hochdruckschwenkverschraubung
 Zöll. Einschraubzapfen mit weichdichtendem Ring / 24°-Anschluss
HTE..R..WD - High-pressure banjo coupling tee
 Thread: BSP parallel with soft-sealing ring / 24° cone end



Für Einschraubloch ISO 1179-1 (DIN 3852-2) / For port forms acc. to ISO 1179-1 (DIN 3852-2)

Reihe series	D	G1	D3	L1	L2	L3	L4	I	S*	S1	S2	Gewicht weight kg/100	Sach-Nr. comp.no.	Artikel-Nr. part.no.
L PN 315	6	G 1/8 A	14,9	13,0	21,0	10,0	28	8	17	14	14	6,90	53126/21	HTE6R1/8LWDPc3d
	6	G 1/4 A	18,9	15,0	27,0	13,5	30	10	22	19	14	9,00	53127/21	HTE6R1/4LWDPc3d
	8	G 1/4 A	18,9	14,0	27,0	13,5	29	10	22	19	17	12,10	14947/21	HTE8R1/4LWDPc3d
	10	G 1/4 A	18,9	16,0	27,0	13,5	31	10	22	19	19	13,60	53128/21	HTE10R1/4LWDPc3d
	12	G 1/4 A	18,9	16,0	30,0	15,5	31	10	22	19	22	19,40	53129/21	HTE12R1/4LWDPc3d
	12	G 3/8 A	21,8	18,0	32,5	16,0	33	12	27	22	22	21,80	53130/21	HTE12R3/8LWDPc3d
	15	G 1/2 A	26,9	21,5	41,0	19,5	36	14	32	27	27	35,90	53131/21	HTE15R1/2LWDPc3d
PN 160	18	G 1/2 A	26,9	21,5	43,0	21,5	37	14	32	27	32	42,20	53132/21	HTE18R1/2LWDPc3d
	22	G 3/4 A	32,9	27,5	48,0	24,0	44	16	41	32	36	63,00	53133/21	HTE22R3/4LWDPc3d
	28	G 1 A	39,9	31,5	59,0	30,5	48	18	46	41	41	108,40	53134/21	HTE28R1LWDPc3d
	35	G 1 1/4 A	49,9	35,5	70,0	35,5	57	20	55	50	50	179,80	53135/21	HTE35R1 1/4LWDPc3d
S PN 400	42	G 1 1/2 A	55,8	40,0	80,0	40,5	63	22	65	55	60	268,80	53136/21	HTE42R1 1/2LWDPc3d
	6	G 1/4 A	18,9	16,0	27,0	13,5	31	10	22	19	17	13,30	53137/21	HTE6R1/4SWDPc3d
	8	G 1/4 A	18,9	16,0	27,0	13,5	31	10	22	19	19	14,20	14997/21	HTE8R1/4SWDPc3d
	10	G 3/8 A	21,8	18,5	32,5	16,0	35	12	27	22	22	23,40	53138/21	HTE10R3/8SWDPc3d
PN 315	12	G 3/8 A	21,8	18,5	33,5	17,0	35	12	27	22	24	26,70	53139/21	HTE12R3/8SWDPc3d
	16	G 1/2 A	26,9	22,0	43,0	21,5	40	14	32	27	30	43,10	53140/21	HTE16R1/2SWDPc3d
PN 250	20	G 3/4 A	32,9	27,0	48,0	24,0	49	16	41	32	36	70,10	53141/21	HTE20R3/4SWDPc3d
	25	G 1 A	39,9	31,0	59,0	30,5	55	18	46	41	46	139,60	53142/21	HTE25R1SWDPc3d
PN 160	30	G 1 1/4 A	49,8	36,5	70,0	35,5	63	20	55	50	50	205,50	53143/21	HTE30R1 1/4SWDPc3d
	38	G 1 1/2 A	55,8	41,0	80,0	40,5	72	22	65	55	60	308,70	53144/21	HTE38R1 1/2SWDPc3d

S* Baureihe L bis Rohrgröße 22 und Baureihe S bis Rohrgröße 20 aus Gesenkschmiedeteilen gefertigt.
 Series L up to tube size 22 and series L up to tube size 20 manufactured from forgings

Baureihe L ab Rohrgröße 28 und Baureihe S ab Rohrgröße 25 aus Vierkantmaterial gefertigt.
 Series L greater than tube size 28 and series S greater than tube size 25: square bar steel is manufactured

Optional auch mit metallischem Dichtkantenring lieferbar.
 Design with sealing edge ring on request

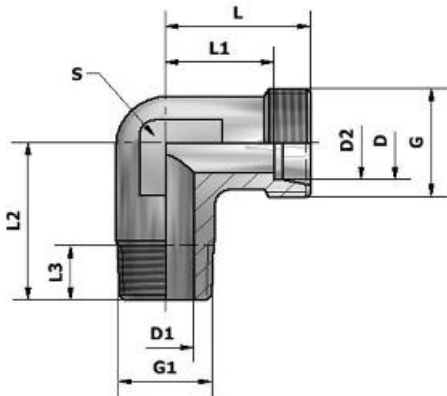
XWE..M..K - Winkel-Einschraubstutzen

Metr. Einschraubzapfen kegelig (DIN 3852-1, Form C) / 24°-Anschluss

arco

XWE..M..K - Male stud elbow

thread: metric taper (DIN 3852-1, form C) / 24° cone end



Reihe series	D	G	G1	D1	D2	L	L1	L2	L3	S	Gewicht weight kg/100	Sach-Nr. comp.no.	Artikel-Nr. part.no.
LL	4	M8x1	M8x1 Keg.	3,5	3,0	15	11,0	17	8	9	0,90	222/21	XWE4M8KLLc3d
PN 100	6	M10x1	M10x1 Keg.	4,5	4,5	15	9,5	17	8	9	1,00	224/21	XWE6M10KLLc3d
	8	M12x1	M10x1 Keg.	6,0	6,0	17	11,5	20	8	12	1,40	225/21	XWE8M10KLLc3d
L	6	M12x1,5	M10x1 Keg.	4,0	4,0	19	12,0	20	8	12	1,95	226/21	XWE6M10KLC3d
PN 250	8	M14x1,5	M12x1,5 Keg.	6,0	6,0	21	14,0	26	12	12	2,00	227/21	XWE8M12KLC3d
	10	M16x1,5	M14x1,5 Keg.	7,0	8,0	22	15,0	27	12	12	2,95	228/21	XWE10M14KLC3d
	12	M18x1,5	M16x1,5 Keg.	9,0	10,0	24	17,0	28	12	17	4,50	229/21	XWE12M16KLC3d
	15	M22x1,5	M18x1,5 Keg.	12,0	11,0	28	21,0	32	12	19	7,60	230/21	XWE15M18KLC3d
PN 160	18	M26x1,5	M22x1,5 Keg.	14,0	15,0	28	21,0	32	12	19	10,20	231/21	XWE18M22KLC3d
S	6	M14x1,5	M12x1,5 Keg.	4,0	4,0	23	16,0	26	12	12	3,60	232/21	XWE6M12KSc3d
PN 400	8	M16x1,5	M14x1,6 Keg.	5,0	5,0	24	17,0	27	12	14	4,50	233/21	XWE8M14KSc3d
	10	M18x1,5	M16x1,5 Keg.	7,0	7,0	25	17,5	28	12	17	6,60	234/21	XWE10M16KSc3d
	12	M20x1,5	M18x1,5 Keg.	8,0	8,0	29	21,5	28	12	17	7,30	235/21	XWE12M18KSc3d
	16	M24x1,5	M22x1,5 Keg.	12,0	12,0	33	24,5	32	14	24	12,60	237/21	XWE16M22KSc3d

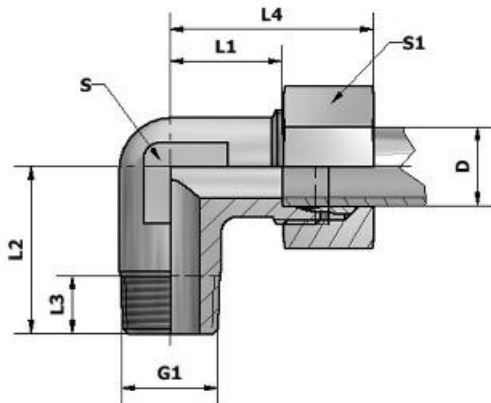
WE..M..K - Winkel-Einschraubverschraubung

Metr. Einschraubzapfen kegelig (DIN 3852-1, Form C) / 24°-Anschluss



WE..M..K - Male stud elbow

thread: metric taper (DIN 3852-1, form C) / 24° cone end



Reihe series	D	G1	L1	L2	L3	L4	S	S1	Gewicht weight kg/100	Sach-Nr. comp.no.	Artikel-Nr. part.no.
LL	4	M8x1 Keg.	11,0	17	8	21	9	10	1,35	1228/21	WE4M8KLLc3d
PN 100	6	M10x1 Keg.	9,5	17	8	21	9	12	1,59	1230/21	WE6M10KLLc3d
	8	M10x1 Keg.	11,5	20	8	23	12	14	2,20	1231/21	WE8M10KLLc3d
L	6	M10x1 Keg.	12,0	20	8	27	12	14	3,00	1232/21	WE6M10KLLc3d
PN 250	8	M12x1,5 Keg.	14,0	26	12	29	12	17	3,60	1233/21	WE8M12KLLc3d
	10	M14x1,5 Keg.	15,0	27	12	30	12	19	5,20	1234/21	WE10M14KLLc3d
	12	M16x1,5 Keg.	17,0	28	12	32	17	22	7,30	1235/21	WE12M16KLLc3d
	15	M18x1,5 Keg.	21,0	32	12	36	19	27	12,00	1236/21	WE15M18KLLc3d
PN 160	18	M22x1,5 Keg.	21,0	32	12	40	19	32	16,65	1237/21	WE18M22KLLc3d
S	6	M12x1,5 Keg.	16,0	26	12	31	12	17	5,25	1238/21	WE6M12KSc3d
PN 400	8	M14x1,6 Keg.	17,0	27	12	32	14	19	6,40	1239/21	WE8M14KSc3d
	10	M16x1,5 Keg.	17,5	28	12	34	17	22	9,85	1240/21	WE10M16KSc3d
	12	M18x1,5 Keg.	21,5	28	12	38	17	24	11,10	1241/21	WE12M18KSc3d
	16	M22x1,5 Keg.	24,5	32	14	43	24	30	19,00	1243/21	WE16M22KSc3d

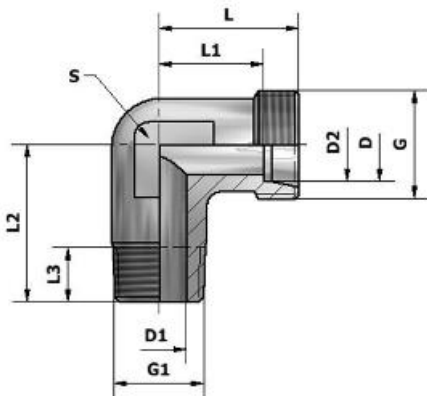
XWE..R..K - Winkel-Einschraubstutzen

Zöll. Einschraubzapfen kegelig (DIN 3852-2, Form C) / 24°-Anschluss

arco

XWE..R..K - Male stud elbow

thread: BSP taper (DIN 3852-2, form C) / 24° cone end



Reihe series	D	G	G1	D1	D2	L	L1	L2	L3	S	Gewicht weight kg/100	Sach-Nr. comp.no.	Artikel-Nr. part.no.
LL	4	M8x1	R 1/8 keg.	4,0	3,0	15	11,0	17	8	9	0,90	204/21	XWE4R1/8KLLc3d
PN 100	6	M10x1	R 1/8 keg.	4,5	4,5	15	9,5	17	8	9	1,00	206/21	XWE6R1/8KLLc3d
	8	M12x1	R 1/8 keg.	6,0	6,0	17	11,5	20	8	12	1,40	207/21	XWE8R1/8KLLc3d
L	6	M12x1,5	R 1/8 keg.	4,0	4,0	19	12,0	20	8	12	1,90	208/21	XWE6R1/8KLc3d
PN 250	8	M14x1,5	R 1/4 keg.	6,0	6,0	21	14,0	26	12	12	2,00	209/21	XWE8R1/4KLc3d
	10	M16x1,5	R 1/4 keg.	7,0	8,0	22	15,0	27	12	14	2,90	210/21	XWE10R1/4KLc3d
	10	M16x1,5	R 3/8 keg.	9,0	8,0	24	17,0	28	12	17	4,40	211/21	XWE10R3/8KLc3d
	12	M18x1,5	R 1/4 keg.	7,0	10,0	24	17,0	27	12	17	4,30	12773/21	XWE12R1/4KLc3d
	12	M18x1,5	R 3/8 keg.	9,0	10,0	24	17,0	28	12	17	4,50	212/21	XWE12R3/8KLc3d
	12	M18x1,5	R 1/2 keg.	11,0	10,0	28	21,0	34	14	19	9,10	12556/21	XWE12R1/2KLc3d
	15	M22x1,5	R 1/2 keg.	11,0	12,0	28	21,0	34	14	19	7,50	213/21	XWE15R1/2KLc3d
PN 160	18	M26x1,5	R 1/2 keg.	14,0	15,0	31	23,5	36	14	24	10,20	214/21	XWE18R1/2KLc3d
S	6	M14x1,5	R 1/4 keg.	4,0	4,0	23	16,0	26	12	12	2,00	216/21	XWE6R1/4KSc3d
PN 400	8	M16x1,5	R 1/4 keg.	5,0	5,0	24	17,0	27	12	14	2,10	217/21	XWE8R1/4KSc3d
	10	M18x1,5	R 3/8 keg.	7,0	7,0	25	17,5	28	12	17	6,70	218/21	XWE10R3/8KSc3d
	12	M20x1,5	R 3/8 keg.	8,0	8,0	29	21,5	28	12	17	7,30	219/21	XWE12R3/8KSc3d
	16	M24x1,5	R 1/2 keg.	11,0	8,0	30	22,5	32	14	19	12,50	221/21	XWE16R1/2KSc3d

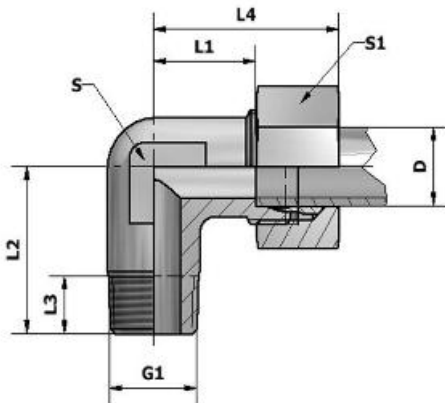
WE..R..K - Winkel-Einschraubverschraubung

Zöll. Einschraubzapfen kegelig (DIN 3852-2, Form C) / 24°-Anschluss



WE..R..K - Male stud elbow

thread: BSP taper (DIN 3852-2, form C) / 24° cone end



Reihe series	D	G1	L1	L2	L3	L4	S	S1	Gewicht weight kg/100	Sach-Nr. comp.no.	Artikel-Nr. part.no.
LL	4	R 1/8 keg.	11,0	17	8	21	9	10	1,35	1209/21	WE4R1/8KLLc3d
PN 100	6	R 1/8 keg.	9,5	17	8	21	9	12	1,59	1211/21	WE6R1/8KLLc3d
	8	R 1/8 keg.	11,5	20	8	23	12	14	2,20	1212/21	WE8R1/8KLLc3d
L	6	R 1/8 keg.	12,0	20	8	27	12	14	2,95	1213/21	WE6R1/8KLLc3d
PN 250	8	R 1/4 keg.	14,0	26	12	29	12	17	3,60	1214/21	WE8R1/4KLLc3d
	10	R 1/4 keg.	15,0	27	12	30	14	19	5,15	1215/21	WE10R1/4KLLc3d
	10	R 3/8 keg.	17,0	28	12	32	17	19	6,65	1217/21	WE10R3/8KLLc3d
	12	R 1/4 keg.	17,0	27	12	32	17	22	7,10	12774/21	WE12R1/4KLLc3d
	12	R 3/8 keg.	17,0	28	12	32	17	22	7,30	1218/21	WE12R3/8KLLc3d
	12	R 1/2 keg.	21,0	34	14	36	19	22	11,90	12734/21	WE12R1/2KLLc3d
	15	R 1/2 keg.	21,0	34	14	36	19	27	11,90	1219/21	WE15R1/2KLLc3d
PN 160	18	R 1/2 keg.	23,5	36	14	40	24	32	16,65	1220/21	WE18R1/2KLLc3d
S	6	R 1/4 keg.	16,0	26	12	31	12	17	3,65	1222/21	WE6R1/4KSc3d
PN 400	8	R 1/4 keg.	17,0	27	12	32	14	19	4,00	1223/21	WE8R1/4KSc3d
	10	R 3/8 keg.	17,5	28	12	33	17	22	9,95	1224/21	WE10R3/8KSc3d
	12	R 3/8 keg.	21,5	28	12	38	17	24	11,10	1225/21	WE12R3/8KSc3d
	16	R 1/2 keg.	22,5	32	14	43	19	30	18,90	1227/21	WE16R1/2KSc3d

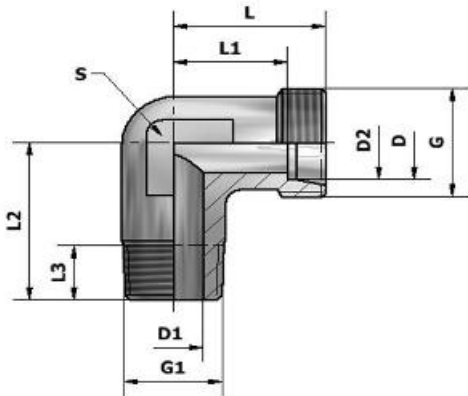
XWE..NPT - Winkel-Einschraubstutzen

NPT-Einschraubzapfen (ASME B1-20.01.2013) / 24°-Anschluss

XWE..NPT - Male stud elbow

thread: NPT (ASME B1-20.01.2013) / 24° cone end

arco



Reihe series	D	G	G1	D1	D2	L	L1	L2	L3	S	Gewicht weight kg/100	Sach-Nr. comp. no.	Artikel-Nr. part. no.
LL	4	M8x1	1/8-27NPT	4,0	3,0	15	11,0	17	9,9	9	1,00	13245/21	XWE4NPT1/8LLc3d
PN 100	6	M10x1	1/8-27NPT	4,5	4,5	15	9,5	17	9,9	9	1,10	13246/21	XWE6NPT1/8LLc3d
	8	M12x1	1/8-27NPT	5,0	6,0	17	11,5	20	9,9	12	1,70	13247/21	XWE8NPT1/8LLc3d
L	6	M12x1,5	1/8-27NPT	4,0	4,0	19	12,0	20	9,9	12	2,30	829/21	XWE6NPT1/8Lc3d
PN 315	8	M14x1,5	1/4-18NPT	6,0	6,0	21	14,0	26	15,1	12	2,40	2008/21	XWE8NPT1/4Lc3d
	10	M16x1,5	1/4-18NPT	7,0	8,0	22	15,0	27	15,1	14	4,70	239/21	XWE10NPT1/4Lc3d
	10	M16x1,5	3/8-18NPT	8,0	8,0	24	17,0	28	15,1	17	5,90	806/21	XWE10NPT3/8Lc3d
	12	M18x1,5	1/4-18NPT	7,0	10,0	24	17,0	28	15,1	17	5,70	843/21	XWE12NPT1/4Lc3d
	12	M18x1,5	3/8-18NPT	8,0	10,0	24	17,0	28	15,1	17	5,50	811/21	XWE12NPT3/8Lc3d
	15	M22x1,5	1/2-14NPT	11,0	12,0	28	21,0	34	19,8	19	9,00	13248/21	XWE15NPT1/2Lc3d
	18	M26x1,5	1/2-14NPT	12,0	15,0	31	23,5	36	19,8	24	12,20	13249/21	XWE18NPT1/2Lc3d
PN 160	22	M30x2	3/4-14NPT	16,0	19,0	35	27,5	42	20,1	27	17,50	13250/21	XWE22NPT3/4Lc3d
	28	M36x2	1-11,5NPT	21,0	24,0	38	30,5	48	25,0	36	28,60	13251/21	XWE28NPT1Lc3d
	35	M45x2	1 1/4-11,5NPT	28,0	30,0	45	34,5	54	25,6	41	47,10	13252/21	XWE35NPT1/4Lc3d
	42	M52x2	1 1/2-11,5NPT	34,0	36,0	51	40,0	61	26,0	50	73,30	13253/21	XWE42NPT1/2Lc3d
S	6	M14x1,5	1/4-18NPT	4,0	4,0	23	16,0	26	15,1	12	3,70	13254/21	XWE6NPT1/4Sc3d
PN 630	8	M16x1,5	1/4-18NPT	5,0	5,0	24	17,0	27	15,1	14	4,80	13255/21	XWE8NPT1/4Sc3d
	10	M18x1,5	3/8-18NPT	7,0	7,5	25	17,5	28	15,1	17	6,85	13256/21	XWE10NPT3/8Sc3d
	12	M20x1,5	3/8-18NPT	8,0	8,0	29	22,5	28	15,1	17	7,40	13257/21	XWE12NPT3/8Sc3d
PN 400	16	M24x1,5	1/2-14NPT	12,0	12,0	33	24,5	36	19,8	24	13,40	13258/21	XWE16NPT1/2Sc3d
	20	M30x2	3/4-14NPT	16,0	16,0	37	26,5	42	20,1	27	20,90	13260/21	XWE20NPT3/4Sc3d
	25	M36x2	1-11,5NPT	20,0	20,0	42	30,0	48	25,0	36	38,50	13261/21	XWE25NPT1Sc3d
	30	M42x2	1 1/4-11,5NPT	25,0	25,0	49	35,5	54	25,6	41	60,50	13262/21	XWE30NPT1/4Sc3d
PN 315	38	M52x2	1 1/2-11,5NPT	32,0	32,0	57	41,0	61	26,0	50	90,70	13263/21	XWE38NPT1/2Sc3d

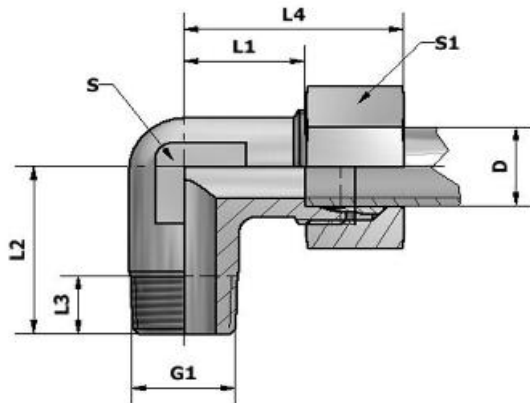
WE..NPT - Winkel-Einschraubverschraubung

NPT-Einschraubzapfen (ASME B1-20.01.2013) / 24°-Anschluss



WE..NPT - Male stud elbow

thread: NPT (ASME B1-20.01.2013) / 24° cone end



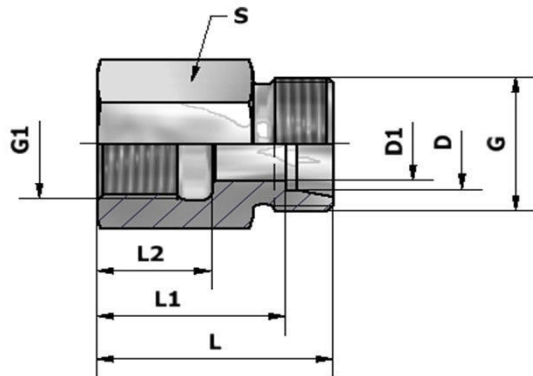
Reihe series	D	G1	L1	L2	L3	L4	S	S1	Gewicht weight kg/100	Sach-Nr. comp.no.	Artikel-Nr. part.no.
LL	4	1/8-27NPT	11,0	17	9,9	21	9	10	1,45	51545/21	WE4NPT1/8LLc3d
PN 100	6	1/8-27NPT	9,5	17	9,9	21	9	12	1,69	51546/21	WE6NPT1/8LLc3d
	8	1/8-27NPT	11,5	20	9,9	23	12	14	2,50	51547/21	WE8NPT1/8LLc3d
	10	1/8-27NPT	13,5	23	9,9	26	15	17	3,35	51548/21	WE10NPT1/8LLc3d
L	6	1/8-27NPT	12,0	20	9,9	27	12	14	3,35	2013/21	WE6NPT1/8Lc3d
PN 315	8	1/4-18NPT	14,0	26	15,1	29	12	17	4,00	2007/21	WE8NPT1/4Lc3d
	10	1/4-18NPT	15,0	27	15,1	30	14	19	6,95	2006/21	WE10NPT1/4Lc3d
	10	3/8-18NPT	17,0	28	15,1	32	17	19	8,15	807/21	WE10NPT3/8Lc3d
	12	1/4-18NPT	17,0	28	15,1	32	17	22	8,50	817/21	WE12NPT1/4Lc3d
	12	3/8-18NPT	17,0	28	15,1	32	17	22	8,30	2019/21	WE12NPT3/8Lc3d
	15	1/2-14NPT	21,0	34	19,8	36	19	27	13,40	51548/21	WE15NPT1/2Lc3d
	18	1/2-14NPT	23,5	36	19,8	40	24	32	18,65	51549/21	WE18NPT1/2Lc3d
	20	1/2-14NPT	26,0	39	19,8	43	27	35	23,40	51550/21	WE20NPT1/2Lc3d
PN 160	22	3/4-14NPT	27,5	42	20,1	44	27	36	26,10	51550/21	WE22NPT3/4Lc3d
	28	1-11,5NPT	30,5	48	25,0	47	36	41	37,85	51551/21	WE28NPT1Lc3d
	35	1 1/4-11,5NPT	34,5	54	25,6	56	41	50	61,80	51552/21	WE35NPT1 1/4Lc3d
	42	1 1/2-11,5NPT	40,0	61	26,0	63	50	60	96,40	51553/21	WE42NPT1 1/2Lc3d
S	6	1/4-18NPT	16,0	26	15,1	31	12	17	5,35	51554/21	WE6NPT1/4Sc3d
PN 630	8	1/4-18NPT	17,0	27	15,1	32	14	19	6,70	51555/21	WE8NPT1/4Sc3d
	10	3/8-18NPT	17,5	28	15,1	34	17	22	10,10	51556/21	WE10NPT3/8Sc3d
	12	3/8-18NPT	22,5	28	15,1	38	17	24	11,20	51557/21	WE12NPT3/8Sc3d
	15	1/2-14NPT	27,5	34	19,8	43	19	27	15,40	51558/21	WE15NPT1/2Sc3d
PN 400	16	1/2-14NPT	24,5	36	19,8	43	24	30	19,80	51558/21	WE16NPT1/2Sc3d
	20	3/4-14NPT	26,5	42	20,1	48	27	36	31,25	51559/21	WE20NPT3/4Sc3d
	25	1-11,5NPT	30,0	48	25,0	54	36	46	59,05	51560/21	WE25NPT1Sc3d
	30	1 1/4-11,5NPT	35,5	54	25,6	62	41	50	83,45	51561/21	WE30NPT1 1/4Sc3d
PN 315	38	1 1/2-11,5NPT	41,0	61	26,0	72	50	60	123,60	51562/21	WE38NPT1 1/2Sc3d

XGA..M - Gerader Aufschraubstutzen

Metrisches Innengewinde / 24°-Anschluss

XGA..M - Straight female connector

thread: metric parallel / 24° cone end



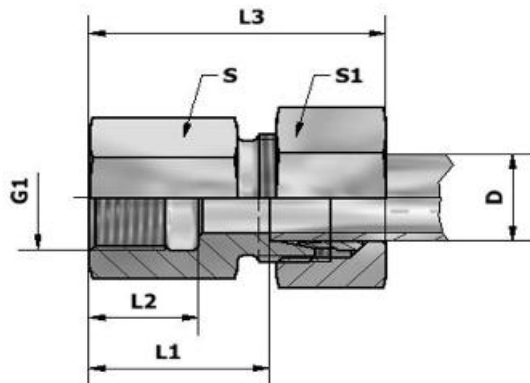
Reihe series	D	G	G1	D1	L	L1	L2	S	Gewicht weight kg/100	Sach-Nr. comp. no.	Artikel-Nr. part. no.
L	6	M12x1,5	M10x1	4	26,5	19,5	12,5	14	1,80	9742/21	XGA6M10Lc3d
PN 315	8	M14x1,5	M12x1,5	6	31,0	24,0	17,0	17	3,00	13265/21	XGA8M12Lc3d
	10	M16x1,5	M14x1,5	8	32,0	25,0	17,0	19	3,70	13266/21	XGA10M14Lc3d
	12	M18x1,5	M16x1,5	10	33,0	26,0	17,0	24	5,20	13267/21	XGA12M16Lc3d
	15	M22x1,5	M18x1,5	12	35,0	28,0	17,0	24	6,80	13268/21	XGA15M18Lc3d
	18	M26x1,5	M22x1,5	15	37,0	29,5	19,0	30	10,80	13269/21	XGA18M22Lc3d
PN 160	22	M30x2	M26x1,5	19	42,0	34,5	21,0	32	12,30	13270/21	XGA22M26Lc3d
	28	M36x2	M33x2	24	45,0	37,5	24,0	41	21,00	13271/21	XGA28M33Lc3d
	35	M45x2	M42x2	30	51,0	40,5	26,0	55	45,90	13272/21	XGA35M42Lc3d
	42	M52x2	M48x2	36	53,0	42,0	28,0	60	52,40	13273/21	XGA42M48Lc3d
S	6	M14x1,5	M12x1,5	4	33,0	26,0	17,0	17	3,30	9688/21	XGA6M12Sc3d
PN 400	8	M16x1,5	M14x1,5	5	33,0	26,0	17,0	17	3,90	13274/21	XGA8M14Sc3d
	10	M18x1,5	M16x1,5	7	34,0	26,5	17,0	22	5,70	13275/21	XGA10M16Sc3d
	12	M20x1,5	M18x1,5	8	35,0	27,5	17,0	24	6,80	13276/21	XGA12M18Sc3d
	16	M24x1,5	M22x1,5	12	39,0	30,5	19,0	30	11,20	13277/21	XGA16M22Sc3d
	PN 315	20	M30x2	M27x2	16	45,0	34,5	22,0	36	18,70	13278/21
25		M36x2	M33x2	20	49,0	37,0	24,0	41	23,40	13279/21	XGA25M33Sc3d
30		M42x2	M42x2	25	55,0	41,5	26,0	55	49,00	13280/21	XGA30M42Sc3d
38		M52x2	M48x2	32	59,0	43,0	28,0	60	59,50	13281/21	XGA38M48Sc3d

GA..M - Gerade Aufschraubverschraubung

Metrisches Innengewinde / 24°-Anschluss

GA..M - Straight female connector

thread: metric parallel / 24° cone end



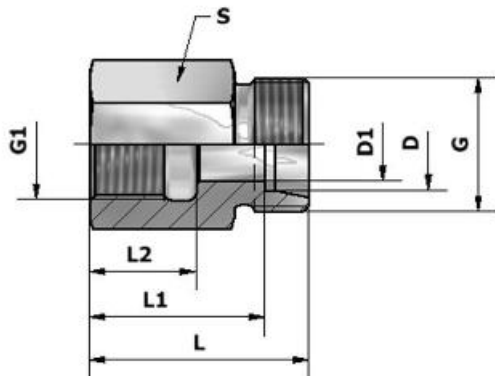
Reihe series	D	G	G1	D1	L	L1	L2	Gewicht weight kg/100	Sach-Nr. comp. no.	Artikel-Nr. part. no.	
L	6	M10x1	19,5	12,5	34	14	14	2,85	51522/21	GA6M10Lc3d	
PN 315	8	M12x1,5	24,0	17,0	39	17	17	4,60	51523/21	GA8M12Lc3d	
	10	M14x1,5	25,0	17,0	40	19	19	5,95	51524/21	GA10M14Lc3d	
	12	M16x1,5	26,0	17,0	41	24	22	8,00	51525/21	GA12M16Lc3d	
	15	M18x1,5	28,0	17,0	43	24	27	11,20	51526/21	GA15M18Lc3d	
	18	M22x1,5	29,5	19,0	46	30	32	17,25	51527/21	GA18M22Lc3d	
PN 160	22	M26x1,5	34,5	21,0	51	32	36	20,90	51528/21	GA22M26Lc3d	
	28	M33x2	37,5	24,0	54	41	41	30,25	51529/21	GA28M33Lc3d	
	35	M42x2	40,5	26,0	62	55	50	60,60	51530/21	GA35M42Lc3d	
	42	M48x2	42,0	28,0	65	60	60	75,50	51531/21	GA42M48Lc3d	
S	6	M12x1,5	26,0	17,0	41	17	17	4,95	51532/21	GA6M12Sc3d	
	PN 400	8	M14x1,5	26,0	17,0	41	17	19	5,80	51533/21	GA8M14Sc3d
		10	M16x1,5	26,5	17,0	43	22	22	8,95	51534/21	GA10M16Sc3d
		12	M18x1,5	27,5	17,0	44	24	24	10,60	51535/21	GA12M18Sc3d
		16	M22x1,5	30,5	19,0	49	30	30	17,60	51536/21	GA16M22Sc3d
PN 315	20	M27x2	34,5	22,0	56	36	36	29,05	51537/21	GA20M27Sc3d	
	25	M33x2	37,0	24,0	61	41	46	43,95	51538/21	GA25M33Sc3d	
	30	M42x2	41,5	26,0	68	55	50	71,95	51539/21	GA30M42Sc3d	
	38	M48x2	43,0	28,0	74	60	60	92,40	51540/21	GA38M48Sc3d	

XGA..R - Gerader Aufschraubstutzen

Zöll. Innengewinde / 24°-Anschluss

XGA..R - Straight female connector

thread: BSP parallel / 24° cone end



Reihe series	D	G	G1	D1	L	L1	L2	S	Gewicht weight kg/100	Sach-Nr. comp.no.	Artikel-Nr. part.no.
L PN 315	6	M12x1,5	G 3/8	4	26,0	19,0	12,0	14	1,80	458/21	XGA6R1/8Lc3d
	6	M12x1,5	G 1/4	4	31,0	24,0	17,0	19	3,80	18876/21	XGA6R1/4Lc3d
	8	M14x1,5	G 1/4	6	31,0	24,0	17,0	19	3,80	459/21	XGA8R1/4Lc3d
	8	M14x1,5	G 3/8	6	32,0	25,0	17,0	24	5,90	13282/21	XGA8R3/8Lc3d
	10	M16x1,5	G 1/4	8	32,0	25,0	17,0	19	3,70	460/21	XGA10R1/4Lc3d
	10	M16x1,5	G 3/8	8	33,0	26,0	17,0	24	6,00	13283/21	XGA10R3/8Lc3d
	10	M16x1,5	G1/2	8	37,0	30,0	20,0	27	7,90	9995/21	XGA10R1/2Lc3d
	12	M18x1,5	G 3/8	10	33,0	26,0	17,0	24	5,70	461/21	XGA12R3/8Lc3d
	12	M18x1,5	G 1/2	10	37,0	30,0	20,0	27	8,00	462/21	XGA12R1/2Lc3d
	15	M22x1,5	G 1/2	12	38,0	31,0	20,0	27	8,50	464/21	XGA15R1/2Lc3d
18	M26x1,5	G 1/2	12	38,0	30,5	20,0	27	8,70	465/21	XGA18R1/2Lc3d	
PN 160	22	M30x2	G 3/4	19	43,0	35,5	22,0	36	17,40	466/21	XGA22R3/4Lc3d
	28	M36x2	G 1	24	45,5	38,0	24,5	41	21,10	467/21	XGA28R1Lc3d
	35	M45x2	G 1 1/4	30	51,5	41,0	26,5	55	46,10	468/21	XGA35R1 1/4Lc3d
	42	M52x2	G 1 1/2	36	53,5	42,5	28,5	60	54,00	469/21	XGA42R1 1/2Lc3d
S PN 400	6	M14x1,5	G 1/4	4	33,0	26,0	17,0	19	4,10	470/21	XGA6R1/4Sc3d
	8	M16x1,5	G 1/4	5	33,0	26,0	17,0	19	4,40	471/21	XGA8R1/4Sc3d
	10	M18x1,5	G 3/8	7	34,0	26,5	17,0	24	6,90	472/21	XGA10R3/8Sc3d
	12	M20x1,5	G 3/8	8	34,0	26,5	17,0	24	7,10	473/21	XGA12R3/8Sc3d
	12	M20x1,5	G 1/2	8	38,0	30,5	20,0	30	11,90	14558/21	XGA12R1/2Sc3d
	16	M24x1,5	G 1/2	12	40,0	31,5	20,0	30	12,90	475/21	XGA16R1/2Sc3d
PN 315	20	M30x2	G 3/4	16	45,0	34,5	22,0	36	19,50	476/21	XGA20R3/4Sc3d
	25	M36x2	G 1	20	49,5	37,5	24,5	41	21,60	477/21	XGA25R1Sc3d
	30	M42x2	G 1 1/4	25	55,5	42,0	26,5	55	52,90	478/21	XGA30R1 1/4Sc3d
PN 250	38	M52x2	G 1 1/2	32	59,5	43,5	28,5	60	64,90	479/21	XGA38R1 1/2Sc3d

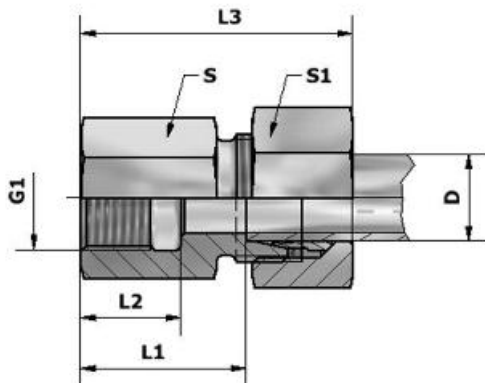
GA..R - Gerade Aufschraubverschraubung

Zöll. Innengewinde / 24°-Anschluss



GA..R - Straight female connector

thread: BSP parallel / 24° cone end



Reihe series	D	G	G1	D1	L	L1	L2	Gewicht weight kg/100	Sach-Nr. comp.no.	Artikel-Nr. part.no.
L	6	G 1/8	19,0	12,0	34	14	14	2,85	1461/21	GA6R1/8Lc3d
PN 315	6	G 1/4	24,0	17,0	39	19	14	4,85	18877/21	GA6R1/4Lc3d
	8	G 1/4	24,0	17,0	39	19	17	5,40	1462/21	GA8R1/4Lc3d
	8	G 3/8	25,0	17,0	40	24	17	7,50	51500/21	GA8R3/8Lc3d
	10	G 1/4	25,0	17,0	40	19	19	5,95	1463/21	GA10R1/4Lc3d
	10	G 3/8	26,0	17,0	41	24	19	8,25	51501/21	GA10R3/8Lc3d
	10	G 1/2	30,0	20,0	45	27	19	10,15	18607/21	GA10R1/2Lc3d
	12	G 3/8	26,0	17,0	41	24	22	8,50	1464/21	GA12R3/8Lc3d
	12	G 1/2	30,0	20,0	45	27	22	10,80	51502/21	GA12R1/2Lc3d
	15	G 1/2	31,0	20,0	46	27	27	12,90	1466/21	GA15R1/2Lc3d
18	G 1/2	30,5	20,0	47	27	32	15,15	1467/21	GA18R1/2Lc3d	
PN 160	22	G 3/4	35,5	22,0	52	36	36	26,00	1468/21	GA22R3/4Lc3d
	28	G 1	38,0	24,5	55	41	41	30,35	1469/21	GA28R1Lc3d
	35	G 1 1/4	41,0	26,5	63	55	50	60,80	1470/21	GA35R1 1/4Lc3d
	42	G 1 1/2	42,5	28,5	65	60	60	77,10	1471/21	GA42R1 1/2Lc3d
S	6	G 1/4	26,0	17,0	41	19	17	5,75	1472/21	GA6R1/4Sc3d
	8	G 1/4	26,0	17,0	41	19	19	6,30	1473/21	GA8R1/4Sc3d
	10	G 3/8	26,5	17,0	43	24	22	10,15	1474/21	GA10R3/8Sc3d
	12	G 3/8	26,5	17,0	43	24	24	10,90	1475/21	GA12R3/8Sc3d
	12	G 1/2	30,5	20,0	47	30	24	15,70	14559/21	GA12R1/2Sc3d
	16	G 1/2	31,5	20,0	50	30	30	19,30	1477/21	GA16R1/2Sc3d
PN 315	20	G 3/4	34,5	22,0	56	36	36	29,85	1478/21	GA20R3/4Sc3d
	25	G 1	37,5	24,5	62	41	46	42,15	1479/21	GA25R1Sc3d
	30	G 1 1/4	42,0	26,5	69	55	50	75,85	1480/21	GA30R1 1/4Sc3d
PN 250	38	G 1 1/2	43,5	28,5	74	60	60	97,80	1481/21	GA38R1 1/2Sc3d

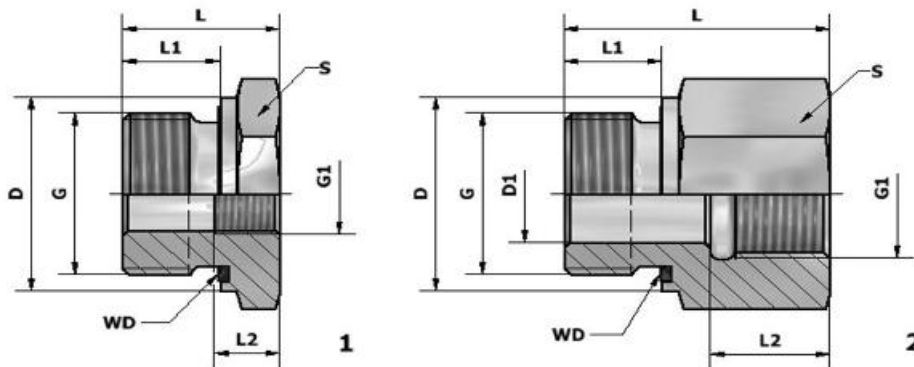
RS..WD - Reduzierstutzen mit Innengewinde

Zöll. Einschraubzapfen mit WD (ISO 1179)



RS..WD - Reduction socket

thread: BSP male parallel with captive seal (ISO 1179)



Reihe series	G	G1	D	D1	L	L1	L2	S	Bild pic.	Gewicht weight kg/100	Sach-Nr. comp.no.	Artikel-Nr. part.no.
PN 400	G 1/8 A	G 1/4	13,9	4	31,0	8	17,0	19	2	3,80	51201/21	RS1/8-1/4WDPc3d
	G 1/8 A	G 3/8	13,9	4	32,0	8	17,0	24	2	5,90	51202/21	RS1/8-3/8WDPc3d
	G 1/4 A	G 1/8	18,9	5	29,0	12	12,0	19	2	3,80	51203/21	RS1/4-1/8WDPc3d
	G 1/4 A	G 3/8	18,9	5	36,0	12	17,0	24	2	6,70	9741/21	RS1/4-3/8WDPc3d
	G 1/4 A	G 1/2	18,9	5	40,0	12	20,0	30	2	11,70	51204/21	RS1/4-1/2WDPc3d
	G 1/4 A	G 3/4	18,9	5	43,0	12	22,0	36	2	16,80	51205/21	RS1/4-3/4WDPc3d
	G 3/8 A	G 1/8	21,9		22,5	12	8,0	22	1	3,70	51206/21	RS3/8-1/8WDPc3d
	G 3/8 A	G 1/4	21,9	8	36,0	12	17,0	22	2	6,20	51207/21	RS3/8-1/4WDPc3d
G 3/8 A	G 1/2	21,9	8	41,0	12	20,0	30	2	11,20	51208/21	RS3/8-1/2WDPc3d	
PN 315	G 3/8 A	G 3/4	21,9	8	44,0	12	22,0	36	2	18,20	14359/21	RS3/8-3/4WDPc3d
PN 400	G 1/2 A	G 1/4	26,9		24,0	14	12,0	27	1	5,60	12523/21	RS1/2-1/4WDPc3d
	G 1/2 A	G 3/8	26,9	12	37,0	14	17,0	27	2	9,30	51209/21	RS1/2-3/8WDPc3d
PN 315	G 1/2 A	G 3/4	26,9	12	46,0	14	22,0	36	2	18,10	51210/21	RS1/2-3/4WDPc3d
	G 1/2 A	G 1	26,9	12	49,0	14	24,5	41	2	22,90	51211/21	RS1/2-1WDPc3d
	G 1/2 A	G 1 1/4	26,9	12	53,0	14	26,5	55	2	48,10	51212/21	RS1/2-1 1/4WDPc3d
	G 3/4 A	G 1/4	31,9		26,0	16	12,0	32	1	10,30	14195/21	RS3/4-1/4WDPc3d
	G 3/4 A	G 3/8	31,9		26,0	16	12,0	32	1	8,60	51213/21	RS3/4-3/8WDPc3d
	G 3/4 A	G 1/2	31,9	16	43,0	16	20,0	32	2	15,40	51214/21	RS3/4-1/2WDPc3d
	G 3/4 A	G 1	31,9	16	51,0	16	24,5	41	2	23,40	51215/21	RS3/4-1WDPc3d
	G 3/4 A	G 1 1/4	31,9	16	55,0	16	26,5	55	2	48,40	51216/21	RS3/4-1 1/4WDPc3d
PN 250	G 3/4 A	G 1 1/2	31,9	16	57,0	16	28,5	60	2	55,80	14361/21	RS3/4-1 1/2WDPc3d
PN 315	G 1 A	G 3/8	39,9		29,0	18	12,0	41	1	17,70	51217/21	RS1-3/8WDPc3d
	G 1 A	G 1/2	39,9		29,0	18	14,0	41	1	15,30	51218/21	RS1-1/2WDPc3d
	G 1 A	G 3/4	39,9	20	49,0	18	22,0	41	2	28,80	51219/21	RS1-3/4WDPc3d
	G 1 A	G 1 1/4	39,9	20	57,0	18	26,5	55	2	50,10	51220/21	RS1-1 1/4WDPc3d
PN 250	G 1 A	G 1 1/2	39,9	20	59,0	18	28,5	60	2	58,20	51221/21	RS1-1 1/2WDPc3d
PN 315	G 1 1/4 A	G 1/2	49,9		32,0	20	14,0	50	1	31,30	51222/21	RS1 1/4-1/2WDPc3d
	G 1 1/4 A	G 3/4	49,9		32,0	20	16,0	50	1	21,30	51223/21	RS1 1/4-3/4WDPc3d
	G 1 1/4 A	G 1	49,9	25	53,0	20	24,5	50	2	46,60	51224/21	RS1 1/4-1WDPc3d
	G 1 1/4 A	G 1 1/2	49,9	25	60,0	20	28,5	60	2	61,80	51225/21	RS1 1/4-1 1/2WDPc3d
PN 250	G 1 1/2 A	G 1/2	54,9		36,0	22	14,0	55	1	46,90	51226/21	RS1 1/2-1/2WDPc3d
	G 1 1/2 A	G 3/4	54,9		36,0	22	16,0	55	1	41,50	51227/21	RS1 1/2-3/4WDPc3d
	G 1 1/2 A	G 1	54,9		36,0	22	18,0	55	1	33,70	51228/21	RS1 1/2-1WDPc3d
	G 1 1/2 A	G 1 1/4	54,9	32	58,0	22	26,5	55	2	53,90	51229/21	RS1 1/2-1 1/4WDPc3d

Weitere Abmessungen, auch mit metrischem Gewinde oder Dichtkante Form B (ISO1179-4), auf Anfrage

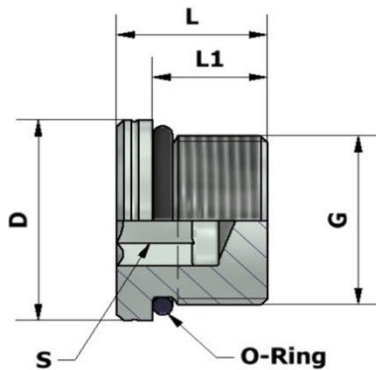
Other sizes, also metric thread or metal-to-metal sealing (ISO 1179-4) on request

VSTO - Verschlusschraube mit O-Ring

Metr. Einschraubzapfen mit O-Ring (ISO 6149)

VSTO - Socket head port plug with O-ring

thread: metric parallel with O-ring (ISO 6149)



Für Einschraubloch ISO 6149-1 / For port form acc. to ISO 6149-1

Reihe series	G	D	L	L1	S	Gewicht weight kg/100	Sach-Nr. comp.no.	Artikel-Nr. part.no.
PN 630	M10x1	13,8	13,5	9,5	5	0,80	50254/21	VSTOM10x1Pc3d
	M12x1,5	16,8	15,5	11,0	6	1,40	50255/21	VSTOM12x1,5Pc3d
	M14x1,5	18,8	16,0	11,0	6	2,00	50256/21	VSTOM14x1,5Pc3d
	M16x1,5	21,8	17,5	12,5	8	2,60	50257/21	VSTOM16x1,5Pc3d
	M18x1,5	23,8	19,0	14,0	8	3,70	50258/21	VSTOM18x1,5Pc3d
	M22x1,5	26,8	20,0	15,0	10	5,70	50260/21	VSTOM22x1,5Pc3d
PN 400	M26x1,5	30,8	21,0	16,0	12	7,70	50261/21	VSTOM26x1,5Pc3d
	M27x2	31,8	23,5	18,5	12	9,50	50262/21	VSTOM27x2Pc3d
	M33x2	40,8	24,5	18,5	14	14,80	50263/21	VSTOM33x2Pc3d
	M42x2	49,8	25,0	19,0	17	23,30	50264/21	VSTOM42x2Pc3d
	M48x2	54,8	27,5	21,5	17	33,60	50265/21	VSTOM48x2Pc3d

Serienmäßig mit O-Ring aus NBR / Auf Wunsch mit FKM lieferbar
Supplied with fitted NBR-O-ring / FKM on request

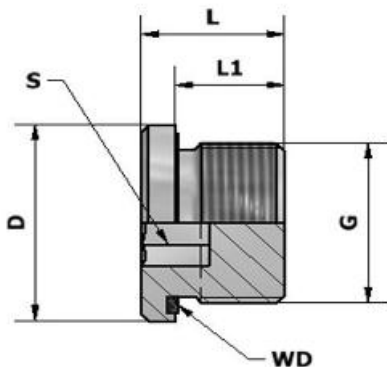
VSTI..M - Verschlusschraube mit Weichdichtung

Metrisches Gewinde mit WD

arco

VSTI..M - Socket head port plug with captive seal

thread: metric parallel with captive seal



Für Einschraubloch ISO 9974-1 / For port forms acc. to ISO 9974-1

Reihe series	G	D	L	L1	S	Gewicht weight kg/100	Sach-Nr. comp.no.	Artikel-Nr. part.no.
PN 400	M8x1	12	12,3	8	4	0,55	9035/21	VSTIM8x1WDPc3d
	M10x1	14	12,3	8	5	0,70	9068/21	VSTIM10x1WDPc3d
	M12x1,5	17	17,3	12	6	1,40	12583/21	VSTIM12x1,5WDPc3d
	M14x1,5	19	17,3	12	6	2,00	4115/21	VSTIM14x1,5WDPc3d
	M16x1,5	22	17,3	12	8	2,50	4108/21	VSTIM16x1,5WDPc3d
	M18x1,5	24	17,3	12	8	3,20	9743/21	VSTIM18x1,5WDPc3d
	M20x1,5	26	19,3	14	10	4,20	9971/21	VSTIM20x1,5WDPc3d
	M22x1,5	27	19,3	14	10	5,10	12584/21	VSTIM22x1,5WDPc3d
	M26x1,5	32	21,3	16	12	7,80	12585/21	VSTIM26x1,5WDPc3d
	M27x2	32	21,3	16	12	7,90	12586/21	VSTIM27x2WDPc3d
M33x2	40	22,8	16	17	13,00	9745/21	VSTIM33x2WDPc3d	
PN 315	M42x2	50	22,8	16	22	22,60	9744/21	VSTIM42x2WDPc3d
	M48x2	55	22,8	16	24	26,30	9746/21	VSTIM48x2WDPc3d

Serienmäßig mit Weichdichtung aus NBR / Auf Wunsch mit FKM lieferbar
Supplied with fitted NBR-sealing / FKM on request

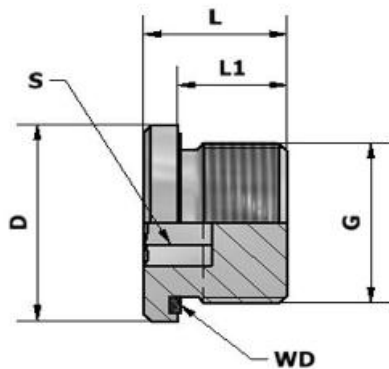
VSTI..R - Verschlusschraube mit Weichdichtung

Zöll. Gewinde mit WD

arco

VSTI..R - Socket head port plug with captive seal

thread: BSP parallel with captive seal



Für Einschraubloch ISO 1179-1 / For port forms acc. to ISO 1179-1

Reihe series	G	D	L	L1	S	Gewicht weight kg/100	Sach-Nr. comp.no.	Artikel-Nr. part.no.
PN 400	G 1/8 A	14	12,3	8	5	0,70	8072/21	VSTIR1/8WDPc3d
	G 1/4 A	19	17,3	12	6	1,80	4113/21	VSTIR1/4WDPc3d
	G 3/8 A	22	17,3	12	8	2,60	4114/21	VSTIR3/8WDPc3d
	G 1/2 A	27	19,3	14	10	4,50	4446/21	VSTIR1/2WDPc3d
	G 3/4 A	32	21,3	16	12	7,80	8073/21	VSTIR3/4WDPc3d
	G 1 A	40	22,8	16	17	13,60	8271/21	VSTIR1WDPc3d
PN 315	G 1 1/4 A	50	22,8	16	22	19,80	12587/21	VSTIR1 1/4 WDPc3d
	G 1 1/2 A	55	22,8	16	24	26,20	12588/21	VSTIR1 1/2 WDPc3d

Serienmäßig mit Weichdichtung aus NBR / Auf Wunsch mit FKM lieferbar
Supplied with fitted NBR-sealing / FKM on request

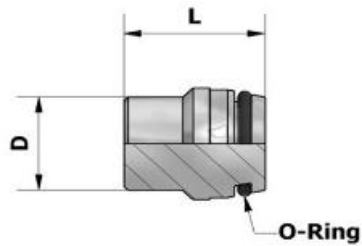
VKO - Verschlusskegel mit O-Ring

24° - DKO Dichtkegel

VKO - Locking cone plug with O-ring

24° cone sealing

arco



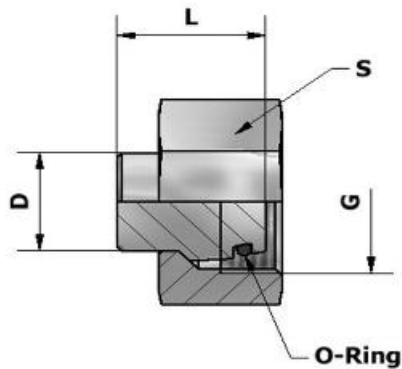
Reihe series	D	L	Gewicht weight kg/100	Sach-Nr. comp.no.	Artikel-Nr. part.no.
L	6	18,5	0,60	12503/21	VKO6L/Sc3d
PN 500	8	18,5	0,80	12505/21	VKO8L/Sc3d
	10	20,0	1,40	12507/21	VKO10L/Sc3d
	<hr/>				
PN 400	12	20,5	2,00	12509/21	VKO12L/Sc3d
	15	20,5	3,10	12511/21	VKO15Lc3d
	18	22,5	4,90	9774/21	VKO18Lc3d
<hr/>					
PN 250	22	25,0	6,20	12607/21	VKO22Lc3d
	28	25,5	10,90	9778/21	VKO28Lc3d
	35	30,0	20,10	9750/21	VKO35Lc3d
	42	30,0	24,90	12609/21	VKO42Lc3d
<hr/>					
S	6	18,5	0,60	12503/21	VKO6L/Sc3d
PN 800	8	18,5	0,80	12505/21	VKO8L/Sc3d
	10	20,0	1,40	12507/21	VKO10L/Sc3d
	<hr/>				
PN 630	12	20,5	2,00	12509/21	VKO12L/Sc3d
	16	23,5	4,10	9779/21	VKO16Sc3d
<hr/>					
PN 420	20	28,5	7,30	12611/21	VKO20Sc3d
	25	29,0	10,80	12613/21	VKO25Sc3d
	30	30,5	16,10	9748/21	VKO30Sc3d
	38	33,0	27,40	12615/21	VKO38Sc3d

VKOM - Verschlusskegel mit O-Ring und Mutter

24° - DKO Dichtkegel

VKOM - Locking cone plug with O-ring and nut

24° cone sealing



Reihe series	D	G	L	S	Gewicht weight kg/100	Sach-Nr. comp.no.	Artikel-Nr. part.no.
L	6	M12x1,5	18,5	14	1,60	50199/21	VKOM6Lc3d
PN 500	8	M14x1,5	18,5	17	2,40	50200/21	VKOM8Lc3d
	10	M16x1,5	20,0	19	3,50	50201/21	VKOM10Lc3d
	12	M18x1,5	20,5	22	4,60	50202/21	VKOM12Lc3d
PN 400	15	M22x1,5	20,5	27	7,30	50203/21	VKOM15Lc3d
	18	M26x1,5	22,5	32	11,10	50204/21	VKOM18Lc3d
	22	M30x2	25,0	36	14,60	50205/21	VKOM22Lc3d
PN 250	28	M36x2	25,5	41	19,90	50206/21	VKOM28Lc3d
	35	M45x2	30,0	50	34,60	50207/21	VKOM35Lc3d
	42	M52x2	30,0	60	47,90	50208/21	VKOM42Lc3d
S	6	M14x1,5	18,5	17	2,30	50209/21	VKOM6Sc3d
PN 800	8	M16x1,5	18,5	19	2,70	50210/21	VKOM8Sc3d
	10	M18x1,5	20,0	22	4,50	50211/21	VKOM10Sc3d
	12	M20x1,5	20,5	24	5,60	50212/21	VKOM12Sc3d
PN 630	16	M24x1,5	23,5	30	10,40	50213/21	VKOM16Sc3d
	20	M30x2	28,5	36	17,50	50214/21	VKOM20Sc3d
PN 420	25	M36x2	29,0	46	31,30	50215/21	VKOM25Sc3d
	30	M42x2	30,5	50	38,80	50216/21	VKOM30Sc3d
	38	M52x2	33,0	60	59,60	50218/21	VKOM38Sc3d

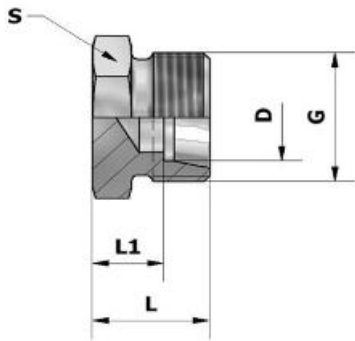
XRV - Rohrverschlussstutzen

24° - Anschluss

XRV - Tube closing

24° cone end

arco



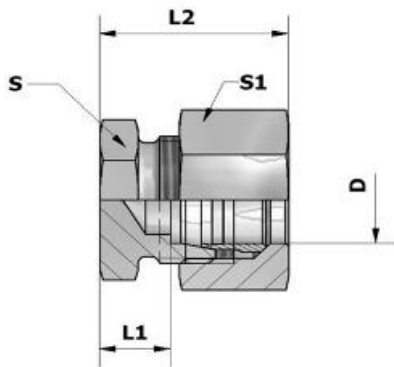
Reihe series	D	G	L	L1	S	Gewicht weight kg/100	Sach-Nr. comp.no.	Artikel-Nr. part.no.
L PN 315	6	M12x1,5	14	7,0	12	0,80	53150/21	XRV6Lc3d
	8	M14x1,5	15	8,0	14	1,30	53151/21	XRV8Lc3d
	10	M16x1,5	16	9,0	17	1,70	53152/21	XRV10Lc3d
	12	M18x1,5	17	10,0	19	2,40	53153/21	XRV12Lc3d
	15	M22x1,5	18	11,0	24	4,10	53154/21	XRV15Lc3d
	18	M26x1,5	19	11,5	27	5,60	53155/21	XRV18Lc3d
PN 160	22	M30x2	21	13,5	32	8,40	53156/21	XRV22Lc3d
	28	M36x2	22	14,5	41	13,80	53157/21	XRV28Lc3d
	35	M45x2	25	14,5	46	20,30	53158/21	XRV35Lc3d
	42	M52x2	27	16,0	55	31,80	53159/21	XRV42Lc3d
S PN 630	6	M14x1,5	18	11,0	14	1,70	53160/21	XRV6Sc3d
	8	M16x1,5	20	13,0	17	2,80	53161/21	XRV8Sc3d
	10	M18x1,5	20	12,5	19	3,30	53162/21	XRV10Sc3d
	12	M20x1,5	22	14,5	22	5,00	53163/21	XRV12Sc3d
PN 400	16	M24x1,5	24	15,5	27	7,50	53164/21	XRV16Sc3d
	20	M30x2	28	17,5	32	12,50	53165/21	XRV20Sc3d
	25	M36x2	32	20,0	41	22,90	53166/21	XRV25Sc3d
	30	M42x2	34	20,5	46	31,00	53167/21	XRV30Sc3d
PN 315	38	M52x2	39	23,0	55	50,80	53168/21	XRV38Sc3d

RV - Rohrverschlussverschraubung

24°-Anschluss

RV - Tube closing with nut and cutting ring

24° cone end



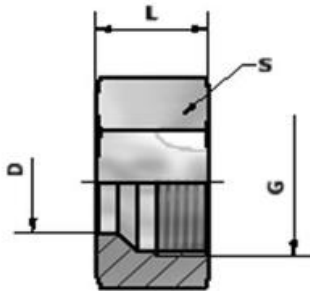
Reihe series	D	L1	L2	S	S1	Gewicht weight kg/100	Sach-Nr. comp.no.	Artikel-Nr. part.no.
L PN 315	6	7,0	22	12	14	1,85	53169/21	RV6Lc3d
	8	8,0	23	14	17	2,90	53170/21	RV8Lc3d
	10	9,0	24	17	19	3,95	53171/21	RV10Lc3d
	12	10,0	25	19	22	5,20	53172/21	RV12Lc3d
	15	11,0	26	24	27	8,50	53173/21	RV15Lc3d
	18	11,5	28	27	32	12,05	53174/21	RV18Lc3d
PN 160	22	13,5	30	32	36	17,00	53175/21	RV22Lc3d
	28	14,5	31	41	41	23,05	53176/21	RV28Lc3d
	35	14,5	36	46	50	35,00	53177/21	RV35Lc3d
	42	16,0	39	55	60	54,90	53178/21	RV42Lc3d
S PN 630	6	11,0	26	14	17	3,35	53179/21	RV6Sc3d
	8	13,0	28	17	19	4,70	53180/21	RV8Sc3d
	10	12,5	29	19	22	6,55	53181/21	RV10Sc3d
	12	14,5	31	22	24	8,80	53182/21	RV12Sc3d
PN 400	16	15,5	34	27	30	13,90	53183/21	RV16Sc3d
	20	17,5	39	32	36	22,85	53184/21	RV20Sc3d
	25	20,0	44	41	46	43,45	53185/21	RV25Sc3d
	30	20,5	47	46	50	53,95	53186/21	RV30Sc3d
PN 315	38	23,0	54	55	60	83,70	53187/21	RV38Sc3d

M - Überwurfmuttern

Metrisches Gewinde / für 24°-Anschluss

M - Nuts

Thread: metric female / for 24° cone end



Reihe series	D	G	L	S	Gewicht weight kg/100	Sach-Nr. comp.no.	Artikel-Nr. part.no.
LL	4	M8x1	11,0	10	0,40	734/22	M4LLc3dw
PN 100	5	M10x1	11,5	12	0,70	735/22	M5LLc3dw
	6	M10x1	11,5	12	0,60	736/22	M6LLc3dw
	8	M12x1	12,0	14	0,70	738/22	M8LLc3dw
	L	6	M12x1,5	14,5	14	1,00	743/22
PN 500	8	M14x1,5	14,5	17	1,50	746/22	M8Lc3dw
	10	M16x1,5	15,5	19	1,90	748/22	M10Lc3dw
	PN 400	12	M18x1,5	15,5	22	2,50	749/22
PN 250	15	M22x1,5	17,0	27	4,20	750/22	M15Lc3dw
	18	M26x1,5	18,0	32	6,10	752/22	M18Lc3dw
	22	M30x2	20,0	36	8,20	753/22	M22Lc3dw
PN 800	28	M36x2	21,0	41	8,80	754/22	M28Lc3dw
	35	M45x2	24,0	50	13,70	755/22	M35Lc3dw
	42	M52x2	24,0	60	21,60	756/22	M42Lc3dw
	6	M14x1,5	16,5	17	1,60	757/22	M6Sc3dw
PN 630	8	M16x1,5	16,5	19	1,90	758/22	M8Sc3dw
	10	M18x1,5	17,5	22	3,10	759/22	M10Sc3dw
	12	M20x1,5	17,5	24	3,40	760/22	M12Sc3dw
PN 420	16	M24x1,5	20,5	30	6,60	762/22	M16Sc3dw
	20	M30x2	24,0	36	10,20	763/22	M20Sc3dw
PN 250	25	M36x2	27,0	46	20,20	764/22	M25Sc3dw
	30	M42x2	29,0	50	21,90	765/22	M30Sc3dw
	38	M52x2	32,5	60	33,10	766/22	M38Sc3dw

S - Schneidringe

für 24°-Anschluss

S - Cutting rings

for 24° cone end

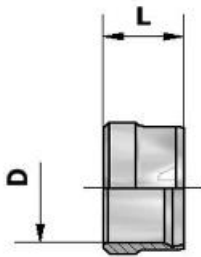


Bild 1 / picture 1

1-Kantenschneidring

1-edge cutting ring

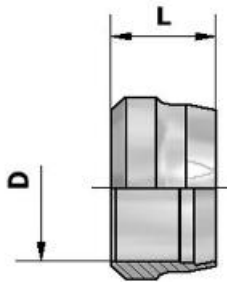


Bild 2 / picture 2

2-Kantenschneidring

2-edge cutting ring

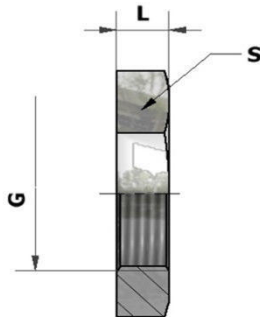
Reihe series	D	L	Bild picture	Gewicht weight kg/100	Sach-Nr. comp.no.	Artikel-Nr. part.no.
LL	4	6,0	1	0,05	767/21	S4LLc3d
PN 100	5	7,0	1	0,07	768/21	S5LLc3d
	6	7,0	1	0,09	769/21	S6LLc3d
	8	7,0	1	0,10	770/21	S8LLc3d
	L	6	9,5	2	0,15	772/22
PN 500	8	9,5	2	0,20	774/22	S8L/SZKRc3dw
	10	10,5	2	0,30	776/22	S10L/SZKRc3dw
	PN 400	12	10,0	2	0,37	777/22
PN 400	15	10,0	2	0,48	778/22	S15LZKRc3dw
	18	10,0	2	0,51	779/22	S18LZKRc3dw
	PN 250	22	11,0	2	0,71	780/22
PN 250	28	11,0	2	0,90	782/22	S28LZKRc3dw
	35	13,5	2	1,90	783/22	S35LZKRc3dw
	42	13,5	2	2,30	784/22	S42LZKRc3dw
	S	6	9,5	2	0,15	772/22
PN 800	8	9,5	2	0,20	774/22	S8L/SZKRc3dw
	10	10,5	2	0,30	776/22	S10L/SZKRc3dw
	PN 630	12	10,0	2	0,37	777/22
PN 630	16	10,5	2	0,60	786/22	S16SZKRc3dw
	PN 420	20	13,0	2	1,20	787/22
PN 420	25	13,0	2	1,40	788/22	S25SZKRc3dw
	30	13,5	2	2,00	789/22	S30SZKRc3dw
	38	13,5	2	2,30	790/22	S38SZKRc3dw

SKM - Sechskantmuttern

Für Schottstutzen XGS und XWS

SKM - Locknuts

for bulkhead connectors XGS and XWS



Reihe series	Rohr AD tube OD	G	L	S	Gewicht weight kg/100	Sach-Nr. comp.no.	Artikel-Nr. part.no.
L	6	M12x1,5	6,0	17	0,70	2423/21	SKM12x1,5D705c3d
	8	M14x1,5	6,0	19	0,80	2425/21	SKM14x1,5D705c3d
	10	M16x1,5	6,0	22	1,10	2426/21	SKM16x1,5D705c3d
	12	M18x1,5	6,0	24	1,20	2427/21	SKM18x1,5D705c3d
	15	M22x1,5	7,0	30	2,20	2429/21	SKM22x1,5D705c3d
	18	M26x1,5	8,0	36	3,80	2431/21	SKM26x1,5D705c3d
	22	M30x2	8,0	41	4,70	2432/21	SKM30x2D705c3d
	28	M36x2	9,0	46	6,00	2433/21	SKM36x2D705c3d
	35	M45x2	9,0	55	7,60	2435/21	SKM45x2D705c3d
	42	M52x2	10,0	65	12,20	2436/21	SKM52x2D705c3d
S	6	M14x1,5	6,0	19	0,80	2425/21	SKM14x1,5D705c3d
	8	M16x1,5	6,0	22	1,10	2426/21	SKM16x1,5D705c3d
	10	M18x1,5	6,0	24	1,20	2427/21	SKM18x1,5D705c3d
	12	M20x1,5	6,0	27	1,50	2428/21	SKM20x1,5D705c3d
	16	M24x1,5	7,0	32	2,40	2430/21	SKM24x1,5D705c3d
	20	M30x2	8,0	41	4,70	2432/21	SKM30x2D705c3d
	25	M36x2	9,0	46	6,00	2433/21	SKM36x2D705c3d
	30	M42x2	9,0	50	5,90	2434/21	SKM42x2D705c3d
38	M52x2	10,0	65	12,20	2436/21	SKM52x2D705c3d	

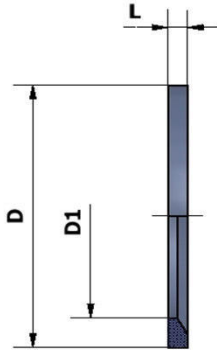
WD - Weichdichtungen

für Einschraubzapfen mit WD nach ISO 9974-2 / ISO 1179-2



WD - Elastomeric seal

for stud ends with elastomeric seal acc. to ISO 9974-2 / ISO 1179-2



WDP - Werkstoff NBR / material NBR

Metr. Gew. zylindrisch	Rohrgewinde zylindrisch	D	D1	L	Gewicht weight kg/100	Sach-Nr. comp. no.	Artikel-Nr. part. no.
M10x1	G 1/8 A	11,9	8,4	1,0	0,10	144/00	WDP-M10x1-R1/8
M12x1,5		14,4	9,8	1,0	0,20	145/00	WDP-M12x1,5
M14x1,5	G 1/4 A	16,5	11,6	1,5	0,20	146/00	WDP-M14x1,5-R1/4
M16x1,5		18,9	13,8	1,5	0,20	147/00	WDP-M16x1,5
	G 3/8 A	18,9	14,7	1,5	0,10	148/00	WDP-R3/8
M18x1,5		20,9	15,7	1,5	0,10	149/00	WDP-M18x1,5
M20x1,5		22,9	17,8	1,5	0,20	150/00	WDP-M20x1,5
	G 1/2 A	23,9	18,5	1,5	0,30	151/00	WDP-R1/2
M22x1,5		24,3	19,6	1,5	0,20	152/00	WDP-M22x1,5
M26x1,5 / M27x2	G 3/4 A	29,2	23,9	1,5	0,40	153/00	WDP-M26x1,5-M27x2-R3/4
M33x2	G 1 A	35,7	29,7	2,0	0,70	154/00	WDP-M33x2-R1
M42x2	G 1 1/4 A	45,8	38,8	2,0	0,90	156/00	WDP-M42x2-R1 1/4
M48x2	G 1 1/2 A	50,7	44,7	2,0	1,00	157/00	WDP-M48x2-R1 1/2

WDV - Werkstoff FKM / material FKM

Metr. Gew. zylindrisch	Rohrgewinde zylindrisch	D	D1	L	Gewicht weight kg/100	Sach-Nr. comp. no.	Artikel-Nr. part. no.
M10x1	G 1/8 A	11,9	8,4	1,0	0,10	158/00	WDV-M10x1-R1/8
M12x1,5		14,4	9,8	1,0	0,20	159/00	WDV-M12x1,5
M14x1,5	G 1/4 A	16,5	11,6	1,5	0,20	160/00	WDV-M14x1,5-R1/4
M16x1,5		18,9	13,8	1,5	0,20	161/00	WDV-M16x1,5
	G 3/8 A	18,9	14,7	1,5	0,10	162/00	WDV-R3/8
M18x1,5		20,9	15,7	1,5	0,10	163/00	WDV-M18x1,5
M20x1,5		22,9	17,8	1,5	0,20	164/00	WDV-M20x1,5
	G 1/2 A	23,9	18,5	1,5	0,30	165/00	WDV-R1/2
M22x1,5		24,3	19,6	1,5	0,20	166/00	WDV-M22x1,5
M26x1,5 / M27x2	G 3/4 A	29,2	23,9	1,5	0,40	167/00	WDV-M26x1,5-M27x2-R3/4
M33x2	G 1 A	35,7	29,7	2,0	0,70	168/00	WDV-M33x2-R1
M42x2	G 1 1/4 A	45,8	38,8	2,0	0,90	170/00	WDV-M42x2-R1 1/4
M48x2	G 1 1/2 A	50,7	44,7	2,0	1,00	18709/00	WDV-M48x2-R1 1/2

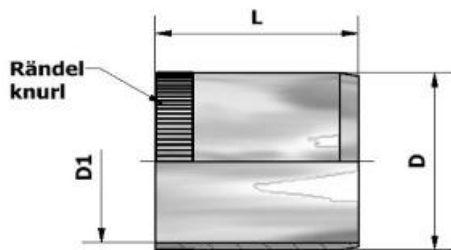
H - Verstärkungshülsen

für dünnwandige Metallrohre

H - reinforcing sleeves

for thin-walled metal tubes

arco



Rohr I.D. tube I.D.	D	D1	L	Gewicht weight kg/100	Stahl / steel		Messing / brass	
					Sach-Nr. comp.no.	Artikel-Nr. part.no.	Sach-Nr. comp.no.	Artikel-Nr. part.no.
4,0	3,8	2,6	14,0	0,07	4865/21	H6x1c3d	4865/50	H6x1ms
4,5	4,3	3,1	14,0	0,08	51970/21	H6x0,75c3d	51970/50	H6x0,75ms
6,0	5,8	4,6	14,0	0,10	4866/21	H8x1c3d	4866/50	H8x1ms
6,5	6,3	5,1	14,0	0,10	51971/21	H8x0,75c3d	51971/50	H8x0,75ms
7,0	6,8	5,6	15,5	0,13	4670/21	H10x1,5c3d	4670/50	H10x1,5ms
8,0	7,8	6,6	15,5	0,16	4811/21	H10x1c3d	4811/50	H10x1ms
9,0	8,8	7,6	15,5	0,18	4861/21	H12x1,5c3d	4861/50	H12x1,5ms
10,0	9,8	8,6	15,5	0,21	4846/21	H12x1c3d	4846/50	H12x1ms
12,0	11,8	10,2	17,0	0,37	4862/21	H15x1,5c3d	4862/50	H15x1,5ms
13,0	12,8	11,2	17,0	0,39	4669/21	H15x1c3d	4669/50	H15x1ms
15,0	14,8	13,2	20,0	0,57	4863/21	H18x1,5c3d	4863/50	H18x1,5ms
16,0	15,8	14,2	20,0	0,58	4864/21	H18x1c3d	4864/50	H18x1ms
17,0	16,8	15,2	20,0	0,63	51972/21	H20x1,5c3d	51972/50	H20x1,5ms
18,0	17,8	16,2	20,0	0,63	51973/21	H20x1c3d	51973/50	H20x1ms
21,0	20,8	19,2	21,5	0,80	51974/21	H25x2c3d	51974/50	H25x2ms
22,0	21,8	20,2	23,5	0,97	51975/21	H25x1,5c3d	51975/50	H25x1,5ms
24,0	23,8	22,2	23,5	1,10	51976/21	H28x2c3d	51976/50	H28x2ms
25,0	24,8	23,2	23,5	1,08	51977/21	H28x1,5c3d	51977/50	H28x1,5ms
26,0	25,8	24,2	23,5	1,27	51978/21	H30x2c3d	51978/50	H30x2ms
33,0	32,8	30,8	26,5	2,00	51979/21	H38x2,5c3d	51979/50	H38x2,5ms
38,0	37,8	35,8	21,0	2,00	51980/21	H42x2c3d	51980/50	H42x2ms

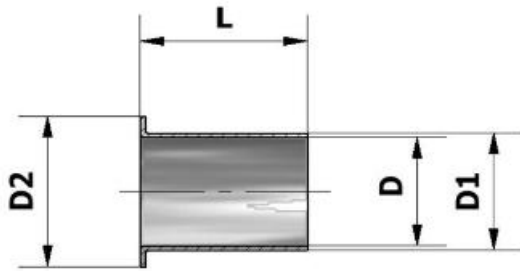
Weitere Abmessungen auf Anfrage / Other sizes on request

SH - Einsteckhülse

Für Kunststoffrohr / Werkstoff: Messing

SH - Tube / hose insert

For plastic tubes / material: brass



Rohr A.D. tube A.D.	Rohr I.D. tube I.D.	D	D1	D2	L	Gewicht weight kg/100	Sach-Nr. comp.no.	Artikel-Nr. part.no.
6	3,0	2,2	3,0	5,0	14	0,10	17307/50	SH6x1,5ms
6	4,0	3,2	4,0	5,0	14	0,10	2502/50	SH6x1ms
8	5,0	4,0	5,0	6,0	14	0,10	14327/50	SH8x1,5ms
8	6,0	5,0	6,0	8,0	15	0,10	2559/50	SH8x1ms
10	7,0	6,0	7,0	10,0	15	0,10	2586/50	SH10x1,5ms
10	7,5	6,5	7,5	10,0	15	0,10	2589/50	SH10x1,25ms
10	8,0	6,7	8,0	10,0	15	0,10	2560/50	SH10x1ms
12	9,0	7,7	9,0	12,0	15	0,20	2561/50	SH12x1,5ms
12	10,0	8,7	10,0	12,0	15	0,20	2567/50	SH12x1ms
15	12,0	10,7	12,0	14,8	15	0,29	2562/50	SH15x1,5ms
18	14,0	12,7	14,0	17,8	15	0,40	2564/50	SH18x2ms
18	15,0	13,7	15,0	17,8	15	0,40	2563/50	SH18x1,5ms

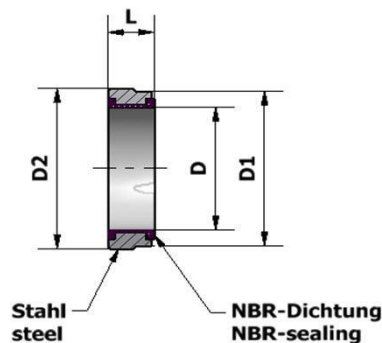
HHR - Halteringe für Hochdruck-Schwenkverschraubungen HWE und HTE

Für Einschraublöcher mit schmaler oder breiter Ausdrehung

HHR - Soft-sealing rings

for banjo couplings HWE and HTE

For wide or narrow spot faces of ports

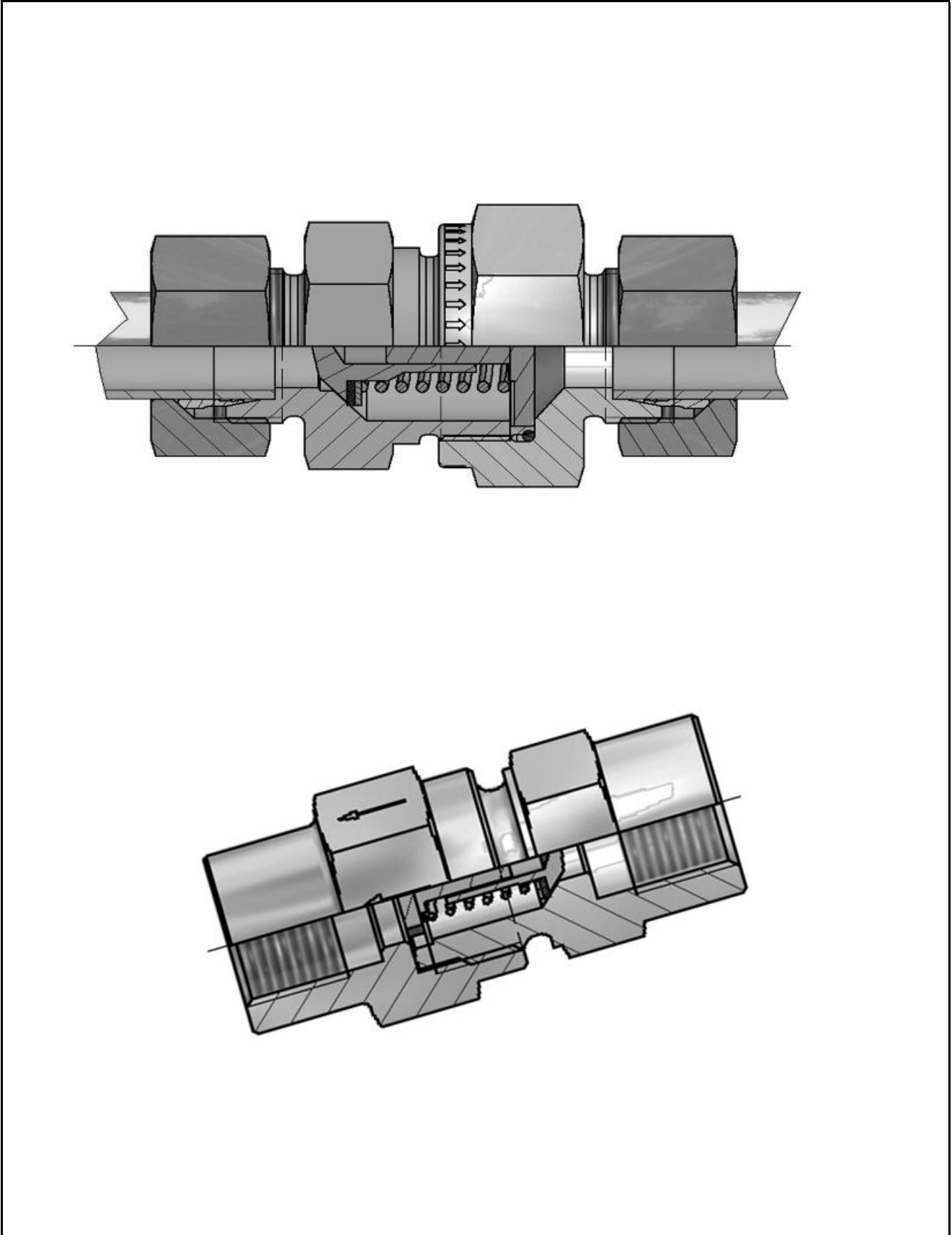


Metr. Gew. zylindrisch	Rohrgewinde zylindrisch	D	D1	D2	L	Gewicht weight kg/100	Sach-Nr. comp.no.	Artikel-Nr. part.no.
M10x1	G 1/8 A	10,1	13,1	14,9	4,4	0,20	14875/21	HHRM10x1-R1/8LWDPc3d
M12x1,5	G 1/4 A	12,3	17,8	17,8	4,5	0,30	14964/21	HHRM12x1,5LSWDPc3d
M14x1,5		13,2	17,8	18,9	4,5	0,30	14139/21	HHRR1/4LSWDPc3d
M16x1,5	G 3/8 A	14,0	17,8	19,9	4,5	0,35	14965/21	HHRM14x1,5LSWDPc3d
M18x1,5		16,8	21,8	22,8	4,8	0,45	14968/21	HHRM16x1,5-R3/8LSWDPc3d
M18x1,5	G 1/2 A	18,1	23,8	23,8	5,4	0,60	14368/21	HHRM18x1,5-12LWDPc3d
M18x1,5		18,1	23,9	25,8	5,4	0,70	14129/21	HHRM18x1,5LSWDPc3d
M22x1,5	G 1/2 A	22,1	27,9	28,8	7,5	1,10	14121/21	HHRM22x1,5LSWDPc3d
M26x1,5		21,2	26,9	28,8	5,5	1,00	14970/21	HHRR1/2-15LWDPc3d
M27x2	G 3/4 A	21,2	26,9	28,8	7,5	1,20	14229/21	HHRR1/2-18L/16SWDPc3d
M33x2		26,0	31,9	34,8	6,0	1,30	14971/21	HHRM26x1,5LWDPc3d
M42x2	G 1 A	27,3	32,9	34,8	6,0	1,10	14413/21	HHRM27x2-R3/4LSWDPc3d
M48x2		33,3	39,9	41,9	6,0	1,50	14406/21	HHRM33x2-R1LSWDPc3d
M42x2	G 1 1/4 A	42,2	49,8	51,9	6,0	2,20	14972/21	HHRM42x2-R1 1/4LSWDPc3d
M48x2		48,1	55,8	57,9	6,0	2,50	14973/21	HHRM48x2-R1 1/2LSWDPc3d

Serienmäßig mit Dichtung aus NBR / Auf Wunsch mit FKM lieferbar

Supplied with fitted NBR-sealing / FKM on request

Rückschlagventile
Non-return valves



Rückschlagventile für Nenndrücke bis PN 420 bar Non-return valves with nominal pressure ratings up to 420 bar

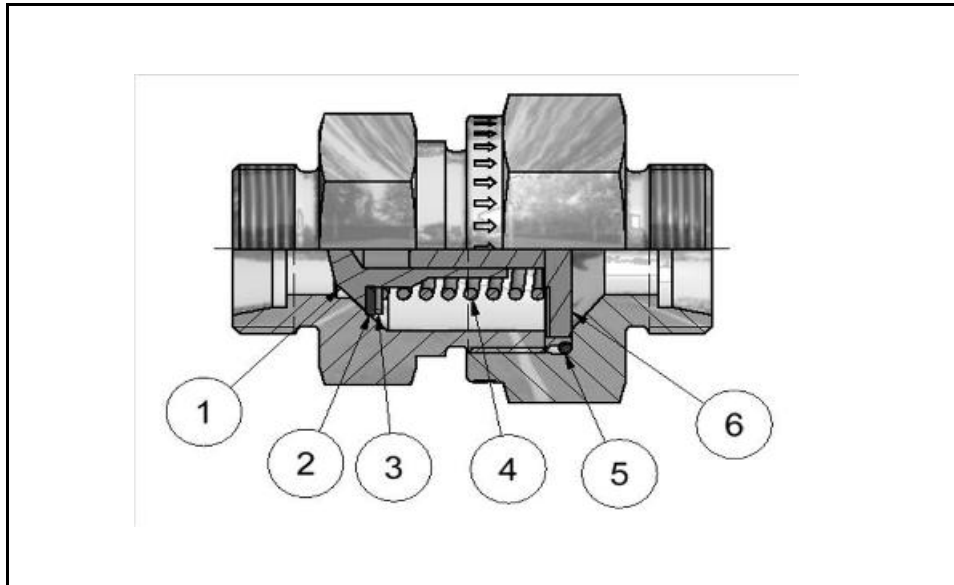
arco

- * beidseitig Rohranschluss / tube connection both ends
- * Rohranschluss/Einschraubgewinde / tube connection to male stud
- * beidseitig Rohrgewinde innen / BSP female both ends
- * Rückschlagventil-Innenteile/ Inner parts

GRSV
GERSV / GERSZ
GRSVI
RSVTI

Leckrate für Rückschlagventile bei hydraulischer Prüfung mit Prüfdruck
(= zulässigem Betriebsdruck): 1 Tropfen bei einer Prüfzeit von 1 Minute.

Leakage rate hydraulic testing under test pressure : 1 drop/min



- 1 Stößel 90°
- 2 Dichtscheibe
- 3 Druckscheibe
- 4 Feder
- 5 O-Ring
- 6 Stößelaufnahme

- 1 Tappet 90°
- 2 Sealing washer
- 3 Thrust washer
- 4 Spring
- 5 O-Ring
- 6 Tappet holder

Merkmale:

Kegelrückschlagventile mit Abdichtung durch 90°-Stößel mit Dichtscheibe aus Elastomer.
Hubbegrenzung, dadurch gesicherte freie Austrittsöffnung.
Öffnungsvorgang stoßdämpfend und geräuscharm, ohne Querschnittverengung.
Bei den Typen GERSV und GERSZ Abdichtung des Einschraubgewindes durch Weichdichtung.
Durchflussgeschwindigkeit nicht über 8m/sec., darüber hinaus sind Versuche erforderlich.

Werkstoff / Temperatur: Stahl
Dichtungen NBR -25°C bis +100°C

Characteristics:

Tappet check valve with 90° valve seat with an elastic sealing gasket.
Tappet stop for controlled valve opening.
For minimize shock and noise damped opening action. No reduction of cross section.
Type GERSV and GERZV with captive soft sealings.
Maximum flow capacity not more than 8m/sec, for higher flow velocities special tests are required.

Material / temperature: steel
sealing washer NBR -25°C up to 100°C

Weitere Produktinformationen auf Anforderung.
Alle Rückschlagventile sind staubdicht verpackt .

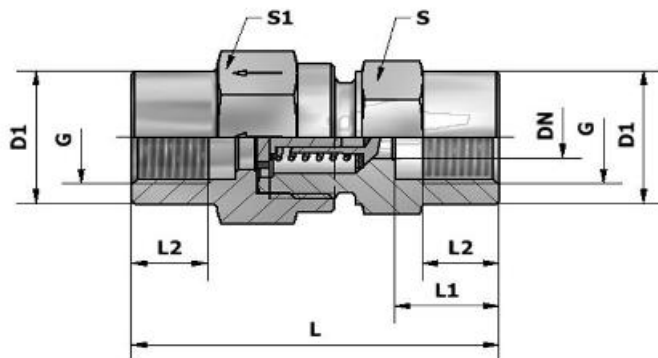
Any further information on request.
Non return valves are all packaged against contamination.

GRSVI - Gerades Rückschlagventil mit Innengewinde

Zöll.Innengewinde (ISO 1179-1) beidseitig

GRSVI - Straight female non-return valve

thread: BSP female (ISO 1179-1) both sides



Öffnungsdruck serienmäßig 1 bar / cracking pressure standard 1 bar

Reihe series	G	DN	D1	L	L1	L2	S	S1	Gewicht weight kg/100	Sach-Nr. comp.no.	Artikel-Nr. part.no.
L	G 1/8 A	3,5	19	42,5	12,0	8,0	19	19	7,60	14666/21	GRSVIR1/8Lc3d
PN 400	G 1/4 A	3,5	19	51,0	16,0	12,0	19	19	8,20	14732/21	GRSVIR1/4Lc3d
	G 3/8 A	7,5	24	60,0	17,0	12,0	24	27	15,70	14663/21	GRSVIR3/8Lc3d
PN 315	G 1/2 A	11,5	32	72,0	20,0	15,0	32	36	34,10	14669/21	GRSVIR1/2Lc3d
PN 250	G 3/4 A	15,0	41	84,0	22,0	16,5	41	46	66,30	14656/21	GRSVIR3/4Lc3d
	G 1 A	19,0	46	95,0	25,5	19,0	46	50	82,10	14644/21	GRSVIR1Lc3d
	G 1 1/4 A	24,0	60	110,0	28,0	21,5	60	60	158,10	14653/21	GRSVIR1 1/4 Lc3d
	G 1 1/2 A	29,0	65	114,0	28,5	22,0	65	70	191,90	18315/21	GRSVIR1 1/2 Lc3d

Ansprechdruck serienmäßig 1 bar.

Auf Wunsch auch in 0,2 / 0,5 / 2 / 3 / 4 / 5 und 6 bar lieferbar.

Toleranz des Ansprechdrucks $\pm 20\%$

Standard cracking pressure 1 bar.

Also with 0,2 / 0,5 / 2 / 3 / 4 / 5 and 6 bar available.

Cracking pressure tolerance $\pm 20\%$

Serienmäßig mit Dichtung aus NBR / Auf Wunsch mit FKM lieferbar

Supplied with fitted NBR sealing / FKM on request

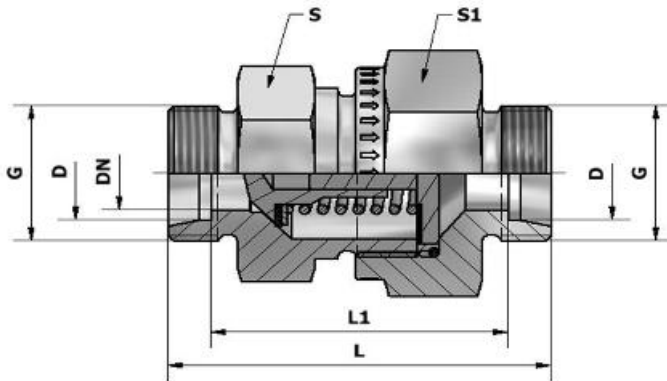
XGRSV - Gerader Rückschlagventil-Stutzen

24°-Anschluss / 24°-Anschluss

XGRSV - Straight non-return valve

24° cone end / 24° cone end

arco



Öffnungsdruck serienmäßig 1 bar / cracking pressure standard 1 bar

Reihe series	D	G	DN	L	L1	S	S1	Gewicht weight kg/100	Sach-Nr. comp.no.	Artikel-Nr. part.no.
L PN 400	6	M12x1,5	3,5	43,0	29,0	17	17	4,60	8878/21	XGRSV6Lc3d
	8	M14x1,5	5,5	44,0	30,0	19	19	6,10	8879/21	XGRSV8Lc3d
	10	M16x1,5	7,5	54,5	40,5	22	24	10,40	8880/21	XGRSV10Lc3d
	12	M18x1,5	9,5	57,5	43,5	27	30	16,60	8881/21	XGRSV12Lc3d
	15	M22x1,5	11,0	61,5	47,5	27	32	19,20	8882/21	XGRSV15Lc3d
	18	M26x1,5	14,0	66,5	51,5	36	41	29,20	8883/21	XGRSV18Lc3d
PN 250	22	M30x2	18,0	76,5	61,5	41	46	47,20	8884/21	XGRSV22Lc3d
	28	M36x2	23,0	84,5	69,8	50	55	74,60	50891/21	XGRSV28Lc3d
	35	M45x2	29,0	95,5	74,5	60	65	106,20	50892/21	XGRSV35Lc3d
	42	M52x2	29,0	96,0	74,0	65	70	151,80	50893/21	XGRSV42Lc3d
S PN 420	6	M14x1,5	3,5	48,5	34,5	19	19	7,00	50894/21	XGRSV6Sc3d
	8	M16x1,5	3,5	48,5	34,5	19	19	7,40	50895/21	XGRSV8Sc3d
	10	M18x1,5	5,5	55,5	40,5	22	24	12,10	50896/21	XGRSV10Sc3d
	12	M20x1,5	7,5	57,5	42,5	24	27	14,80	50897/21	XGRSV12Sc3d
	16	M24x1,5	11,0	67,5	50,5	32	36	28,60	50898/21	XGRSV16Sc3d
	20	M30x2	15,0	75,5	54,5	41	50	50,60	50899/21	XGRSV20Sc3d
	25	M36x2	19,0	82,5	58,5	46	55	63,90	50900/21	XGRSV25Sc3d
PN 250	30	M42x2	24,0	96,5	69,5	60	60	115,70	50901/21	XGRSV30Sc3d
	38	M52x2	29,0	107,5	75,5	65	70	165,00	50902/21	XGRSV38Sc3d

Ansprechdruck serienmäßig 1 bar.

Auf Wunsch auch in 0,2 / 0,5 / 2 / 3 / 4 / 5 und 6 bar lieferbar.

Toleranz des Ansprechdrucks $\pm 20\%$

Standard cracking pressure 1 bar.

Also with 0,2 / 0,5 / 2 / 3 / 4 / 5 and 6 bar available.

Cracking pressure tolerance $\pm 20\%$

Serienmäßig mit Dichtung aus NBR / Auf Wunsch mit FKM lieferbar

Supplied with fitted NBR sealing / FKM on request

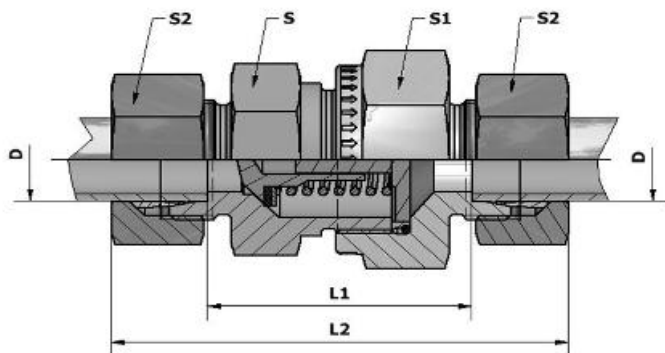
GRSV - Gerades Rückschlagventil

24°-Anschluss / 24°-Anschluss

GRSV - Straight non-return valve

24° cone end / 24° cone end

arco



Öffnungsdruck serienmäßig 1 bar / cracking pressure standard 1 bar

Reihe series	D	L1	L2	S	S1	S2	Gewicht weight kg/100	Sach-Nr. comp.no.	Artikel-Nr. part.no.
L	6	29,0	58,0	17,0	17	14	6,70	8923/21	GRSV6Lc3d
PN 400	8	30,0	59,0	19,0	19	17	9,30	8089/21	GRSV8Lc3d
	10	40,5	70,0	22,0	24	19	14,90	8924/21	GRSV10Lc3d
	12	43,5	73,0	27,0	30	22	22,20	4116/21	GRSV12Lc3d
	15	47,5	78,0	27,0	32	27	28,00	8925/21	GRSV15Lc3d
	18	51,5	84,0	36,0	41	32	42,10	2009/21	GRSV18Lc3d
PN 250	22	61,5	94,0	41,0	46	36	64,40	8926/21	GRSV22Lc3d
	28	69,8	103,0	50,0	55	41	93,10	50916/21	GRSV28Lc3d
	35	74,5	118,0	60,0	65	50	135,60	11100/21	GRSV35Lc3d
	42	74,0	119,0	65,0	70	60	198,00	11101/21	GRSV42Lc3d
S	6	34,5	64,0	19,0	19	17	10,30	50917/21	GRSV6Sc3d
PN 420	8	34,5	64,0	19,0	19	19	11,20	50918/21	GRSV8Sc3d
	10	40,5	70,0	22,0	24	22	18,60	50919/21	GRSV10Sc3d
	12	42,5	75,0	24,0	27	24	22,40	50920/21	GRSV12Sc3d
	16	50,5	87,0	32,0	36	30	41,40	50921/21	GRSV16Sc3d
	20	54,5	98,0	41,0	50	36	71,30	50922/21	GRSV20Sc3d
	25	58,5	107,0	46,0	55	46	105,00	50923/21	GRSV25Sc3d
PN 250	30	69,5	123,0	60,0	60	50	161,60	50924/21	GRSV30Sc3d
	38	75,5	137,0	65,0	70	60	230,80	50925/21	GRSV38Sc3d

Ansprechdruck serienmäßig 1 bar.

Auf Wunsch auch in 0,2 / 0,5 / 2 / 3 / 4 / 5 und 6 bar lieferbar.

Toleranz des Ansprechdrucks $\pm 20\%$

Standard cracking pressure 1 bar.

Also with 0,2 / 0,5 / 2 / 3 / 4 / 5 and 6 bar available.

Cracking pressure tolerance $\pm 20\%$

Serienmäßig mit Dichtung aus NBR / Auf Wunsch mit FKM lieferbar

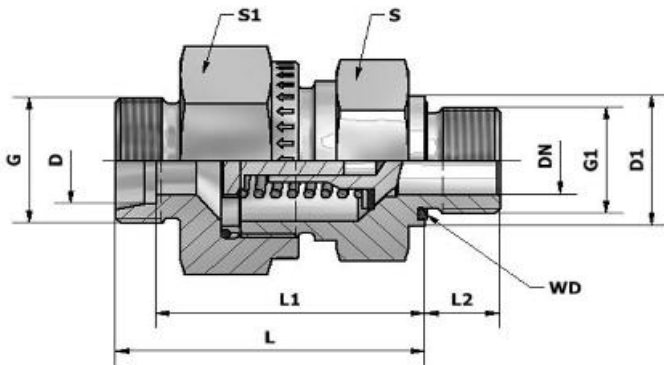
Supplied with fitted NBR sealing / FKM on request

XGERSV..M..WD - Gerader Einschraub-Rückschlagventil-Stutzen

Metr. Einschraubzapfen mit WD (ISO 9974) / 24°-Anschluss

XGERSV..M..WD - Straight male non-return valve

thread: metric parallel with captive seal (ISO 9974) / 24° cone end



Öffnungsdruck serienmäßig 1 bar / cracking pressure standard 1 bar

Reihe series	D	G	G1	DN	D1	L	L1	L2	S	S1	Gewicht weight kg/100	Sach-Nr. comp. no.	Artikel-Nr. part.no.
L PN 400	6	M12x1,5	M10x1	3,5	13,9	33,5	28,0	8	17	17	4,40	13284/21	XGERSV6M10ZLWDPc3d
	8	M14x1,5	M12x1,5	5,5	16,9	35,5	29,0	12	19	19	5,80	13285/21	XGERSV8M12ZLWDPc3d
	10	M16x1,5	M14x1,5	7,5	18,9	45,5	38,5	12	22	24	10,40	13286/21	XGERSV10M14ZLWDPc3d
	12	M18x1,5	M16x1,5	9,5	21,9	47,5	42,5	12	27	30	16,90	13287/21	XGERSV12M16ZLWDPc3d
	15	M22x1,5	M18x1,5	11,0	23,9	49,5	45,5	12	27	32	17,40	13288/21	XGERSV15M18ZLWDPc3d
	18	M26x1,5	M22x1,5	14,0	26,9	55,5	50,0	14	36	41	27,90	13289/21	XGERSV18M22ZLWDPc3d
PN 250	22	M30x2	M26x1,5	18,0	31,9	63,5	55,0	16	41	46	45,90	13290/21	XGERSV22M26ZLWDPc3d
	28	M36x2	M33x2	23,0	39,9	71,5	63,0	18	50	55	72,10	13291/21	XGERSV28M33ZLWDPc3d
	35	M45x2	M42x2	29,0	49,9	80,5	69,0	20	60	65	107,80	13292/21	XGERSV35M42ZLWDPc3d
	42	M52x2	M48x2	29,0	54,9	81,5	69,0	22	65	70	160,10	13293/21	XGERSV42M48ZLWDPc3d
S PN 420	6	M14x1,5	M12x1,5	3,5	16,9	38,5	31,5	12	19	19	7,00	13294/21	XGERSV6M12ZSWDPc3d
	8	M16x1,5	M14x1,5	3,5	18,9	38,5	31,5	12	19	19	7,50	13295/21	XGERSV8M14ZSWDPc3d
	10	M18x1,5	M16x1,5	5,5	21,9	45,5	38,0	12	22	24	12,30	13296/21	XGERSV10M16ZSWDPc3d
	12	M20x1,5	M18x1,5	7,5	23,9	48,5	41,0	12	24	27	15,70	13297/21	XGERSV12M18ZSWDPc3d
	16	M24x1,5	M22x1,5	11,0	26,9	54,5	48,0	14	32	36	27,90	13298/21	XGERSV16M22ZSWDPc3d
	20	M30x2	M27x2	15,0	31,9	60,5	52,0	16	41	50	48,70	13299/21	XGERSV20M27ZSWDPc3d
PN 250	25	M36x2	M33x2	19,0	39,9	66,5	54,5	18	46	55	64,70	13300/21	XGERSV25M33ZSWDPc3d
	30	M42x2	M42x2	24,0	49,9	77,5	64,0	20	60	60	118,00	13301/21	XGERSV30M42ZSWDPc3d
	38	M52x2	M48x2	29,0	54,9	87,5	69,5	22	65	70	166,90	13302/21	XGERSV38M48ZSWDPc3d

Ansprechdruck serienmäßig 1 bar.

Auf Wunsch auch in 0,2 / 0,5 / 2 / 3 / 4 / 5 und 6 bar lieferbar.

Toleranz des Ansprechdrucks $\pm 20\%$

Standard cracking pressure 1 bar.

Also with 0,2 / 0,5 / 2 / 3 / 4 / 5 and 6 bar available.

Cracking pressure tolerance $\pm 20\%$

Serienmäßig mit Dichtung aus NBR / Auf Wunsch mit FKM lieferbar

Supplied with fitted NBR sealing / FKM on request

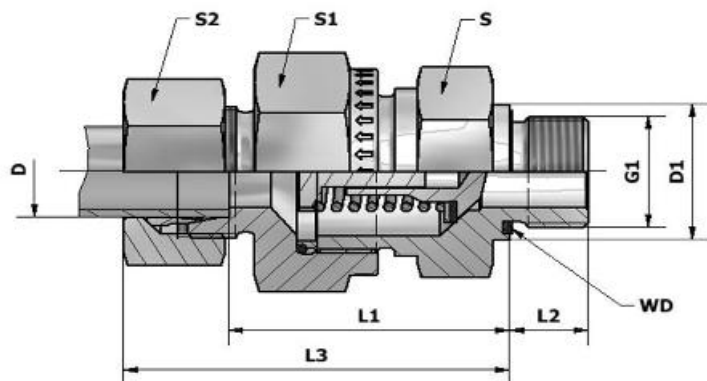
GERSV..M..WD - Gerades Einschraub-Rückschlagventil

Metr. Einschraubzapfen mit WD (ISO 9974) / 24°-Anschluss

GERSV..M..WD - Straight male non-return valve

thread: metric parallel with captive seal (ISO 9974) / 24° cone end

arco



Öffnungsdruck serienmäßig 1 bar / cracking pressure standard 1 bar

Reihe series	D	G1	L1	L2	L3	S	S1	S2	Gewicht weight kg/100	Sach-Nr. comp.no.	Artikel-Nr. part.no.
L PN 400	6	M10x1	28,0	8,0	43,0	17	17	14	5,45	50948/21	GERSV6M10ZLWDPc3d
	8	M12x1,5	29,0	12,0	44,0	19	19	17	7,50	50949/21	GERSV8M12ZLWDPc3d
	10	M14x1,5	38,5	12,0	53,0	22	24	19	12,65	50950/21	GERSV10M14ZLWDPc3d
	12	M16x1,5	42,5	12,0	57,0	27	30	22	19,70	50951/21	GERSV12M16ZLWDPc3d
	15	M18x1,5	45,5	12,0	61,0	27	32	27	21,80	50952/21	GERSV15M18ZLWDPc3d
	18	M22x1,5	50,0	14,0	66,0	36	41	32	34,35	50953/21	GERSV18M22ZLWDPc3d
PN 250	22	M26x1,5	55,0	16,0	71,0	41	46	36	54,50	50954/21	GERSV22M26ZLWDPc3d
	28	M33x2	63,0	18,0	80,0	50	55	41	81,35	50955/21	GERSV28M33ZLWDPc3d
	35	M42x2	69,0	20,0	91,0	60	65	50	122,00	50956/21	GERSV35M42ZLWDPc3d
	42	M48x2	69,0	22,0	91,0	65	70	60	183,20	50957/21	GERSV42M48ZLWDPc3d
S PN 420	6	M12x1,5	31,5	12,0	46,0	19	19	17	8,65	50958/21	GERSV6M12ZSWDPc3d
	8	M14x1,5	31,5	12,0	46,0	19	19	19	9,40	50959/21	GERSV8M14ZSWDPc3d
	10	M16x1,5	38,0	12,0	54,0	22	24	22	15,55	50960/21	GERSV10M16ZSWDPc3d
	12	M18x1,5	41,0	12,0	57,0	24	27	24	19,50	50961/21	GERSV12M18ZSWDPc3d
	16	M22x1,5	48,0	14,0	66,0	32	36	30	34,30	50962/21	GERSV16M22ZSWDPc3d
	20	M27x2	52,0	16,0	74,0	41	50	36	59,05	50963/21	GERSV20M27ZSWDPc3d
PN 250	25	M33x2	54,5	18,0	79,0	46	55	46	85,25	50964/21	GERSV25M33ZSWDPc3d
	30	M42x2	64,0	20,0	91,0	60	60	50	140,95	50965/21	GERSV30M42ZSWDPc3d
	38	M48x2	69,5	22,0	100,0	65	70	60	199,80	50966/21	GERSV38M48ZSWDPc3d

Ansprechdruck serienmäßig 1 bar.

Auf Wunsch auch in 0,2 / 0,5 / 2 / 3 / 4 / 5 und 6 bar lieferbar.

Toleranz des Ansprechdrucks $\pm 20\%$

Standard cracking pressure 1 bar.

Also with 0,2 / 0,5 / 2 / 3 / 4 / 5 and 6 bar available.

Cracking pressure tolerance $\pm 20\%$

Serienmäßig mit Dichtung aus NBR / Auf Wunsch mit FKM lieferbar

Supplied with fitted NBR sealing / FKM on request

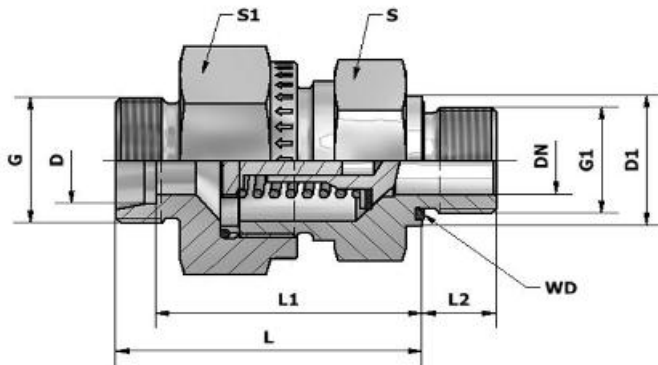
XGERSV..R..WD - Gerader Einschraub-Rückschlagventil-Stutzen

Zöll. Einschraubzapfen mit WD (ISO 1179) / 24°-Anschluss

arco

XGERSV..R..WD - Straight male non-return valve

thread: BSP parallel with captive seal (ISO 1179) / 24° cone end



Öffnungsdruck serienmäßig 1 bar / cracking pressure standard 1 bar

Reihe series	D	G	G1	DN	D1	L	L1	L2	S	S1	Gewicht weight kg/100	Sach-Nr. comp.no.	Artikel-Nr. part.no.
L PN 400	6	M12x1,5	G 1/8 A	3,5	13,9	35,0	28,0	8	17	17	4,70	13303/21	XGERSV6R1/8ZLWDPc3d
	8	M14x1,5	G 1/4 A	5,5	18,9	37,0	30,0	12	19	19	6,20	13304/21	XGERSV8R1/4ZLWDPc3d
	10	M16x1,5	G 1/4 A	7,5	18,9	45,5	38,5	12	22	24	10,50	13305/21	XGERSV10R1/4ZLWDPc3d
	12	M18x1,5	G 3/8 A	9,5	21,9	49,5	42,5	12	27	30	17,50	13306/21	XGERSV12R3/8ZLWDPc3d
	15	M22x1,5	G 1/2 A	11,0	26,9	52,5	45,5	14	27	32	20,50	13307/21	XGERSV15R1/2ZLWDPc3d
	18	M26x1,5	G 1/2 A	11,0	26,9	57,5	50,0	14	36	41	29,40	13308/21	XGERSV18R1/2ZLWDPc3d
PN 250	22	M30x2	G 3/4 A	18,0	31,9	62,5	55,0	16	41	46	45,00	13309/21	XGERSV22R3/4ZLWDPc3d
	28	M36x2	G 1 A	23,0	39,9	70,5	63,0	18	50	55	72,00	13310/21	XGERSV28R1ZLWDPc3d
	35	M45x2	G 1 1/4 A	29,0	49,9	79,5	69,0	20	60	65	105,00	13311/21	XGERSV35R1 1/4 ZLWDPc3d
	42	M52x2	G 1 1/2 A	29,0	54,9	79,5	68,5	22	65	70	138,80	13312/21	XGERSV42R1 1/2 ZLWDPc3d
S PN 420	6	M14x1,5	G 1/4 A	3,5	18,9	38,5	31,5	12	19	19	7,30	13313/21	XGERSV6R1/4ZSWDPc3d
	8	M16x1,5	G 1/4 A	3,5	18,9	38,5	31,5	12	19	19	7,80	13314/21	XGERSV8R1/4ZSWDPc3d
	10	M18x1,5	G 3/8 A	5,5	21,9	45,5	38,0	12	22	24	13,20	13315/21	XGERSV10R3/8ZSWDPc3d
	12	M20x1,5	G 3/8 A	7,5	21,9	48,5	41,0	12	24	27	15,30	13316/21	XGERSV12R3/8ZSWDPc3d
	16	M24x1,5	G 1/2 A	11,0	26,9	56,5	48,0	14	32	36	29,30	13317/21	XGERSV16R1/2ZSWDPc3d
	20	M30x2	G 3/4 A	15,0	31,9	62,5	52,0	16	41	50	51,50	13318/21	XGERSV20R3/4ZSWDPc3d
PN 250	25	M36x2	G 1 A	19,0	39,9	66,5	54,5	18	46	55	64,80	13319/21	XGERSV25R1ZSWDPc3d
	30	M42x2	G 1 1/4 A	24,0	49,9	77,5	68,0	20	60	60	117,60	13320/21	XGERSV30R1 1/4 ZSWDPc3d
	38	M52x2	G 1 1/2 A	29,0	54,9	85,5	69,5	22	65	70	162,40	13321/21	XGERSV38R1 1/2 ZSWDPc3d

Ansprechdruck serienmäßig 1 bar.

Auf Wunsch auch in 0,2 / 0,5 / 2 / 3 / 4 / 5 und 6 bar lieferbar.

Toleranz des Ansprechdrucks ± 20%

Standard cracking pressure 1 bar.

Also with 0,2 / 0,5 / 2 / 3 / 4 / 5 and 6 bar available.

Cracking pressure tolerance ± 20%

Serienmäßig mit Dichtung aus NBR / Auf Wunsch mit FKM lieferbar

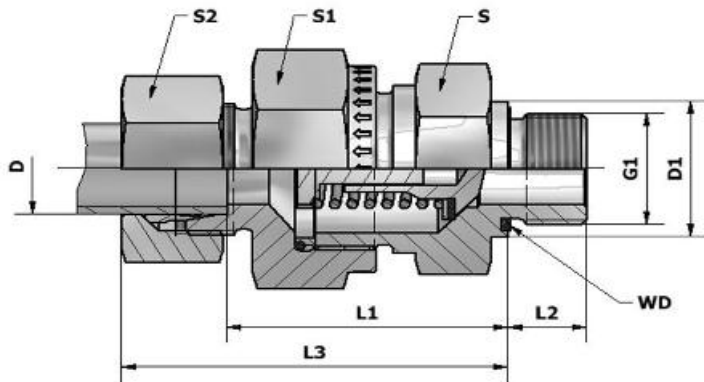
Supplied with fitted NBR sealing / FKM on request

GERSV..R..WD - Gerades Einschraub-Rückschlagventil

Zöll. Einschraubzapfen mit WD (ISO 1179) / 24°-Anschluss

GERSV..R..WD - Straight male non-return valve

thread: BSP parallel with captive seal (ISO 1179) / 24° cone end



Öffnungsdruck serienmäßig 1 bar / cracking pressure standard 1 bar

Reihe series	D	G1	L1	L2	L3	S	S1	S2	Gewicht weight kg/100	Sach-Nr. comp.no.	Artikel-Nr. part.no.
L PN 400	6	G 1/8 A	28,0	8,0	43,0	17	17	14	5,75	50929/21	GERSV6R1/8ZLWDPc3d
	8	G 1/4 A	30,0	12,0	45,0	19	19	17	7,80	50930/21	GERSV8R1/4ZLWDPc3d
	10	G 1/4 A	38,5	12,0	53,0	22	24	19	12,75	50931/21	GERSV10R1/4ZLWDPc3d
	12	G 3/8 A	42,5	12,0	57,0	27	30	22	20,30	50932/21	GERSV12R3/8ZLWDPc3d
	15	G 1/2 A	45,5	14,0	61,0	27	32	27	24,90	50933/21	GERSV15R1/2ZLWDPc3d
PN 250	18	G 1/2 A	50,0	14,0	66,0	36	41	32	35,85	50934/21	GERSV18R1/2ZLWDPc3d
	22	G 3/4 A	55,0	16,0	71,0	41	46	36	53,60	50935/21	GERSV22R3/4ZLWDPc3d
	28	G 1 A	63,0	18,0	80,0	50	55	41	81,25	50936/21	GERSV28R1ZLWDPc3d
	35	G 1 1/4 A	69,0	20,0	91,0	60	65	50	119,70	50937/21	GERSV35R1 1/4 ZLWDPc3d
S PN 420	42	G 1 1/2 A	68,5	22,0	91,0	65	70	60	161,90	50938/21	GERSV42R1 1/2 ZLWDPc3d
	6	G 1/4 A	31,5	12,0	45,0	19	19	17	8,95	50939/21	GERSV6R1/4ZSWDPc3d
	8	G 1/4 A	31,5	12,0	46,0	19	19	19	9,70	50940/21	GERSV8R1/4ZSWDPc3d
	10	G 3/8 A	38,0	12,0	54,0	22	24	22	16,45	50941/21	GERSV10R3/8ZSWDPc3d
	12	G 3/8 A	41,0	12,0	57,0	24	27	24	19,10	50942/21	GERSV12R3/8ZSWDPc3d
	16	G 1/2 A	48,0	14,0	66,0	32	36	30	35,70	50943/21	GERSV16R1/2ZSWDPc3d
PN 250	20	G 3/4 A	52,0	16,0	74,0	41	50	36	61,85	50944/21	GERSV20R3/4ZSWDPc3d
	25	G 1 A	54,5	18,0	79,0	46	55	46	85,35	50945/21	GERSV25R1ZSWDPc3d
	30	G 1 1/4 A	68,0	20,0	91,0	60	60	50	140,55	50946/21	GERSV30R1 1/4 ZSWDPc3d
	38	G 1 1/2 A	69,5	22,0	100,0	65	70	60	195,30	50947/21	GERSV38R1 1/2 ZSWDPc3d

Ansprechdruck serienmäßig 1 bar.

Auf Wunsch auch in 0,2 / 0,5 / 2 / 3 / 4 / 5 und 6 bar lieferbar.

Toleranz des Ansprechdrucks $\pm 20\%$

Standard cracking pressure 1 bar.

Also with 0,2 / 0,5 / 2 / 3 / 4 / 5 and 6 bar available.

Cracking pressure tolerance $\pm 20\%$

Serienmäßig mit Dichtung aus NBR / Auf Wunsch mit FKM lieferbar

Supplied with fitted NBR sealing / FKM on request

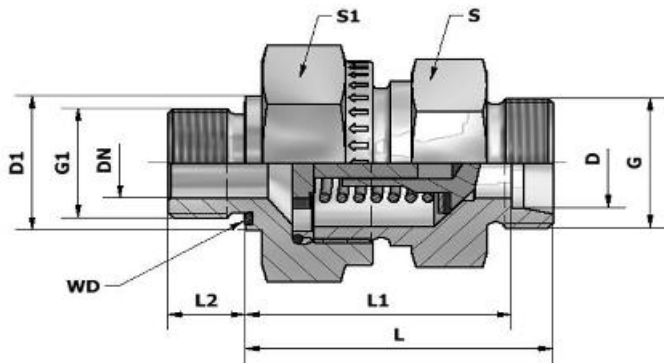
XGERSZ..M..WD - Gerader Einschraub-Rückschlagventil-Stutzen

Metr. Einschraubzapfen mit WD (ISO 9974) / 24°-Anschluss

arco

XGERSZ..M..WD - Straight male non-return valve

thread: metric parallel with captive seal (ISO 9974) / 24° cone end



Öffnungsdruck serienmäßig 1 bar / cracking pressure standard 1 bar

Reihe series	D	G	G1	DN	D1	L	L1	L2	S	S1	Gewicht weight kg/100	Sach-Nr. comp.no.	Artikel-Nr. part.no.
L PN 400	6	M12x1,5	M10x1	3,5	13,9	33,5	26,5	8	17	17	4,40	13322/21	XGERSZ6M10ZLWDPc3d
	8	M14x1,5	M12x1,5	5,5	16,9	35,5	28,5	12	19	19	5,80	13323/21	XGERSZ8M12ZLWDPc3d
	10	M16x1,5	M14x1,5	7,5	18,9	45,5	38,5	12	22	24	10,40	13324/21	XGERSZ10M14ZLWDPc3d
	12	M18x1,5	M16x1,5	9,5	21,9	47,5	40,5	12	27	30	16,90	13325/21	XGERSZ12M16ZLWDPc3d
	15	M22x1,5	M18x1,5	11,0	23,9	49,5	42,5	12	27	32	17,40	13326/21	XGERSZ15M18ZLWDPc3d
	18	M26x1,5	M22x1,5	14,0	26,9	55,5	48,0	14	36	41	27,90	13327/21	XGERSZ18M22ZLWDPc3d
PN 250	22	M30x2	M26x1,5	18,0	31,9	63,5	56,0	16	41	46	45,90	13328/21	XGERSZ22M26ZLWDPc3d
	28	M36x2	M33x2	23,0	39,9	71,5	64,0	18	50	55	72,10	13329/21	XGERSZ28M33ZLWDPc3d
	35	M45x2	M42x2	29,0	49,9	80,5	70,0	20	60	65	107,80	13330/21	XGERSZ35M42ZLWDPc3d
	42	M52x2	M48x2	29,0	54,9	81,5	70,5	22	65	70	160,10	13331/21	XGERSZ42M48ZLWDPc3d
S PN 420	6	M14x1,5	M12x1,5	3,5	16,9	38,5	31,5	12	19	19	7,00	13332/21	XGERSZ6M12ZSWDPc3d
	8	M16x1,5	M14x1,5	3,5	18,9	38,5	31,5	12	19	19	7,50	13333/21	XGERSZ8M14ZSWDPc3d
	10	M18x1,5	M16x1,5	5,5	21,9	45,5	38,0	12	24	24	12,30	13334/21	XGERSZ10M16ZSWDPc3d
	12	M20x1,5	M18x1,5	7,5	23,9	48,5	41,0	12	24	27	15,70	13335/21	XGERSZ12M18ZSWDPc3d
	16	M24x1,5	M22x1,5	11,0	26,9	54,5	46,0	14	32	36	27,90	13336/21	XGERSZ16M22ZSWDPc3d
	20	M30x2	M27x2	15,0	31,9	60,5	50,0	16	41	50	48,70	13337/21	XGERSZ20M27ZSWDPc3d
PN 250	25	M36x2	M33x2	19,0	39,9	66,5	54,5	18	46	55	64,70	13338/21	XGERSZ25M33ZSWDPc3d
	30	M42x2	M42x2	24,0	49,9	77,5	64,0	20	60	60	118,00	13339/21	XGERSZ30M42ZSWDPc3d
	38	M52x2	M48x2	29,0	54,9	87,5	71,5	22	65	70	166,90	13340/21	XGERSZ38M48ZSWDPc3d

Ansprechdruck serienmäßig 1 bar.

Auf Wunsch auch in 0,2 / 0,5 / 2 / 3 / 4 / 5 und 6 bar lieferbar.

Toleranz des Ansprechdrucks $\pm 20\%$

Standard cracking pressure 1 bar.

Also with 0,2 / 0,5 / 2 / 3 / 4 / 5 and 6 bar available.

Cracking pressure tolerance $\pm 20\%$

Serienmäßig mit Dichtung aus NBR / Auf Wunsch mit FKM lieferbar

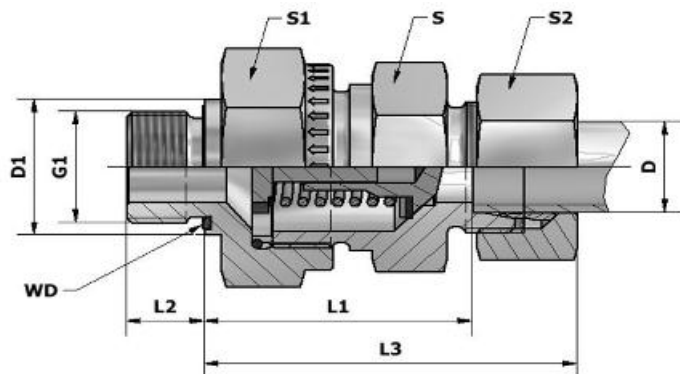
Supplied with fitted NBR sealing / FKM on request

GERSZ..M..WD - Gerades Einschraub-Rückschlagventil

Metr. Einschraubzapfen mit WD (ISO 9974) / 24°-Anschluss

GERSZ..M..WD - Straight male non-return valve

thread: metric parallel with captive seal (ISO 9974) / 24° cone end



Öffnungsdruck serienmäßig 1 bar / cracking pressure standard 1 bar

Reihe series	D	G1	L1	L2	L3	S	S1	S2	Gewicht weight kg/100	Sach-Nr. comp.no.	Artikel-Nr. part.no.
L PN 400	6	M10x1	26,5	8,0	41,0	17	17	14	5,45	50970/21	GERSZ6M10ZLWDPc3d
	8	M12x1,5	28,5	12,0	43,0	19	19	17	7,50	50971/21	GERSZ8M12ZLWDPc3d
	10	M14x1,5	38,5	12,0	53,0	22	24	19	12,65	50972/21	GERSZ10M14ZLWDPc3d
	12	M16x1,5	40,5	12,0	55,0	27	30	22	19,70	50973/21	GERSZ12M16ZLWDPc3d
	15	M18x1,5	42,5	14,0	58,0	27	32	27	21,80	50974/21	GERSZ15M18ZLWDPc3d
	18	M22x1,5	48,0	14,0	64,0	36	41	32	34,35	50975/21	GERSZ18M22ZLWDPc3d
PN 250	22	M26x1,5	56,0	16,0	72,0	41	46	36	54,50	50976/21	GERSZ22M26ZLWDPc3d
	28	M33x2	64,0	18,0	81,0	50	55	41	81,35	50977/21	GERSZ28M33ZLWDPc3d
	35	M42x2	70,0	20,0	92,0	60	65	50	122,00	50978/21	GERSZ35M42ZLWDPc3d
	42	M48x2	70,5	22,0	93,0	65	70	60	183,20	50979/21	GERSZ42M48ZLWDPc3d
S PN 420	6	M12x1,5	31,5	12,0	46,0	19	19	17	8,65	50980/21	GERSZ6M12ZSWDPc3d
	8	M14x1,5	31,5	12,0	46,0	19	19	19	9,40	50981/21	GERSZ8M14ZSWDPc3d
	10	M16x1,5	38,0	12,0	54,0	22	24	22	15,55	50982/21	GERSZ10M16ZSWDPc3d
	12	M18x1,5	41,0	12,0	57,0	24	27	24	19,50	50983/21	GERSZ12M18ZSWDPc3d
	16	M22x1,5	46,0	14,0	64,0	32	36	30	34,30	50984/21	GERSZ16M22ZSWDPc3d
	20	M27x2	50,0	16,0	72,0	41	50	36	59,05	50985/21	GERSZ20M27ZSWDPc3d
PN 250	25	M33x2	54,5	18,0	79,0	46	55	46	85,25	50986/21	GERSZ25M33ZSWDPc3d
	30	M42x2	64,0	20,0	91,0	60	60	50	140,95	50987/21	GERSZ30M42ZSWDPc3d
	38	M48x2	71,5	22,0	102,0	65	70	60	199,80	50988/21	GERSZ38M48ZSWDPc3d

Ansprechdruck serienmäßig 1 bar.

Auf Wunsch auch in 0,2 / 0,5 / 2 / 3 / 4 / 5 und 6 bar lieferbar.

Toleranz des Ansprechdrucks $\pm 20\%$

Standard cracking pressure 1 bar.

Also with 0,2 / 0,5 / 2 / 3 / 4 / 5 and 6 bar available.

Cracking pressure tolerance $\pm 20\%$

Serienmäßig mit Dichtung aus NBR / Auf Wunsch mit FKM lieferbar

Supplied with fitted NBR sealing / FKM on request

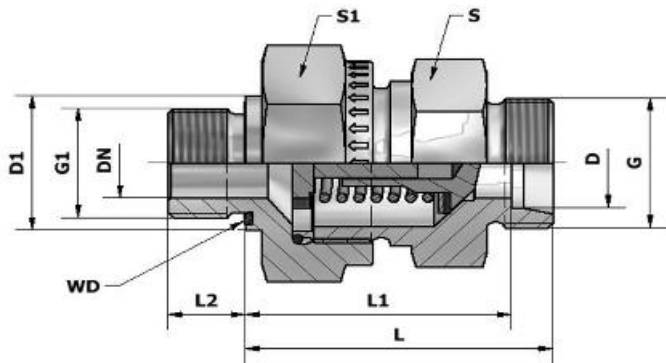
XGERSZ..R..WD - Gerader Einschraub-Rückschlagventil-Stutzen

Zöll. Einschraubzapfen mit WD (ISO 1179) / 24°-Anschluss

XGERSZ..R..WD - Straight male non-return valve

thread: BSP parallel with captive seal (ISO 1179) / 24° cone end

arco



Öffnungsdruck serienmäßig 1 bar / cracking pressure standard 1 bar

Reihe series	D	G	G1	DN	D1	L	L1	L2	S	S1	Gewicht weight kg/100	Sach-Nr. comp.no.	Artikel-Nr. part.no.
L PN 400	6	M12x1,5	G 1/8 A	3,5	13,9	33,5	26,5	8	17	17	4,40	13341/21	XGERSZ6R1/8ZLWDPc3d
	8	M14x1,5	G 1/4 A	5,5	18,9	35,5	28,5	12	19	19	5,90	13342/21	XGERSZ8R1/4ZLWDPc3d
	10	M16x1,5	G 1/4 A	7,5	18,9	45,5	38,5	12	22	24	12,50	13343/21	XGERSZ10R1/4ZLWDPc3d
	12	M18x1,5	G 3/8 A	9,5	21,9	47,5	40,5	12	27	30	16,10	13344/21	XGERSZ12R3/8ZLWDPc3d
	15	M22x1,5	G 1/2 A	11,0	26,9	49,5	42,5	14	27	32	18,60	13345/21	XGERSZ15R1/2ZLWDPc3d
	18	M26x1,5	G 1/2 A	11,0	26,9	55,5	48,0	14	36	41	27,50	13346/21	XGERSZ18R1/2ZLWDPc3d
PN 250	22	M30x2	G 3/4 A	18,0	31,9	63,5	56,0	16	41	46	46,30	13347/21	XGERSZ22R3/4ZLWDPc3d
	28	M36x2	G 1 A	23,0	39,9	71,5	64,0	18	50	55	72,10	13348/21	XGERSZ28R1ZLWDPc3d
	35	M45x2	G 1 1/4 A	29,0	49,9	80,5	70,0	20	60	65	107,30	13349/21	XGERSZ35R1 1/4 ZLWDPc3d
	42	M52x2	G 1 1/2 A	29,0	54,9	81,5	70,5	22	65	70	160,20	13350/21	XGERSZ42R1 1/2 ZLWDPc3d
S PN 420	6	M14x1,5	G 1/4 A	3,5	18,9	38,5	31,5	12	19	19	7,10	13351/21	XGERSZ6R1/4ZSWDPc3d
	8	M16x1,5	G 1/4 A	3,5	18,9	38,5	31,5	12	19	19	7,40	13352/21	XGERSZ8R1/4ZSWDPc3d
	10	M18x1,5	G 3/8 A	5,5	21,9	45,5	38,0	12	22	24	12,80	13353/21	XGERSZ10R3/8ZSWDPc3d
	12	M20x1,5	G 3/8 A	7,5	21,9	48,5	41,0	12	24	27	15,20	13354/21	XGERSZ12R3/8ZSWDPc3d
	16	M24x1,5	G 1/2 A	11,0	26,9	54,5	46,0	14	32	36	27,50	13355/21	XGERSZ16R1/2ZSWDPc3d
	20	M30x2	G 3/4 A	15,0	31,9	60,5	50,0	16	41	50	49,00	13356/21	XGERSZ20R3/4ZSWDPc3d
PN 250	25	M36x2	G 1 A	19,0	39,9	66,5	54,5	18	46	55	64,70	13357/21	XGERSZ25R1ZSWDPc3d
	30	M42x2	G 1 1/4 A	24,0	49,9	77,5	64,0	20	60	60	118,00	13358/21	XGERSZ30R1 1/4 ZSWDPc3d
	38	M52x2	G 1 1/2 A	29,0	54,9	87,5	71,5	22	65	70	167,00	13359/21	XGERSZ38R1 1/2 ZSWDPc3d

Ansprechdruck serienmäßig 1 bar.

Auf Wunsch auch in 0,2 / 0,5 / 2 / 3 / 4 / 5 und 6 bar lieferbar.

Toleranz des Ansprechdrucks $\pm 20\%$

Standard cracking pressure 1 bar.

Also with 0,2 / 0,5 / 2 / 3 / 4 / 5 and 6 bar available.

Cracking pressure tolerance $\pm 20\%$

Serienmäßig mit Dichtung aus NBR / Auf Wunsch mit FKM lieferbar

Supplied with fitted NBR sealing / FKM on request

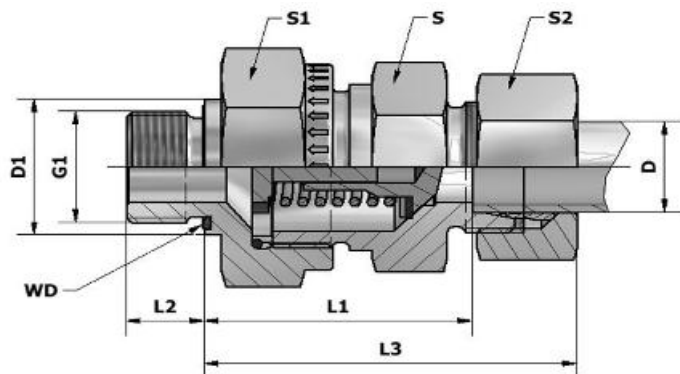
GERSZ..R..WD - Gerades Einschraub-Rückschlagventil

Zöll. Einschraubzapfen mit WD (ISO 1179) / 24°-Anschluss

GERSZ..R..WD - Straight male non-return valve

thread: BSP parallel with captive seal (ISO 1179) / 24° cone end

arco



Öffnungsdruck serienmäßig 1 bar / cracking pressure standard 1 bar

Reihe series	D	G1	L1	L2	L3	S	S1	S2	Gewicht weight kg/100	Sach-Nr. comp.no.	Artikel-Nr. part.no.
L PN 400	6	G 1/8 A	26,5	8,0	41,0	17	17	14	5,45	50989/21	GERSZ6R1/8ZLWDPc3d
	8	G 1/4 A	28,5	12,0	43,0	19	19	17	7,50	50990/21	GERSZ8R1/4ZLWDPc3d
	10	G 1/4 A	38,5	12,0	53,0	22	24	19	14,75	50991/21	GERSZ10R1/4ZLWDPc3d
	12	G 3/8 A	40,5	12,0	55,0	27	30	22	18,90	50992/21	GERSZ12R3/8ZLWDPc3d
	15	G 1/2 A	42,5	14,0	58,0	27	32	27	23,00	50993/21	GERSZ15R1/2ZLWDPc3d
	18	G 1/2 A	48,0	14,0	64,0	36	41	32	33,95	50994/21	GERSZ18R1/2ZLWDPc3d
PN 250	22	G 3/4 A	56,0	16,0	72,0	41	46	36	54,90	50995/21	GERSZ22R3/4ZLWDPc3d
	28	G 1 A	64,0	18,0	81,0	50	55	41	81,35	50996/21	GERSZ28R1ZLWDPc3d
	35	G 1 1/4 A	70,0	20,0	92,0	60	65	50	122,00	50997/21	GERSZ35R1 1/4ZLWDPc3d
	42	G 1 1/2 A	70,5	22,0	93,0	65	70	60	183,30	50998/21	GERSZ42R1 1/2ZLWDPc3d
S PN 420	6	G 1/4 A	31,5	12,0	46,0	19	19	17	8,75	50999/21	GERSZ6R1/4ZSWDPc3d
	8	G 1/4 A	31,5	12,0	46,0	19	19	19	9,30	50100/21	GERSZ8R1/4ZSWDPc3d
	10	G 3/8 A	38,0	12,0	54,0	22	24	22	16,05	50101/21	GERSZ10R3/8ZSWDPc3d
	12	G 3/8 A	41,0	12,0	57,0	24	27	24	19,00	50102/21	GERSZ12R3/8ZSWDPc3d
	16	G 1/2 A	46,0	14,0	64,0	32	36	30	33,90	50103/21	GERSZ16R1/2ZSWDPc3d
	20	G 3/4 A	50,0	16,0	72,0	41	50	36	59,35	50104/21	GERSZ20R3/4ZSWDPc3d
	25	G 1 A	54,5	18,0	79,0	46	55	46	85,25	50105/21	GERSZ25R1ZSWDPc3d
PN 250	30	G 1 1/4 A	64,0	20,0	91,0	60	60	50	140,95	50106/21	GERSZ30R1 1/4ZSWDPc3d
	38	G 1 1/2 A	71,5	22,0	102,0	65	70	60	199,90	50107/21	GERSZ38R1 1/2ZSWDPc3d

Ansprechdruck serienmäßig 1 bar.

Auf Wunsch auch in 0,2 / 0,5 / 2 / 3 / 4 / 5 und 6 bar lieferbar.

Toleranz des Ansprechdrucks $\pm 20\%$

Standard cracking pressure 1 bar.

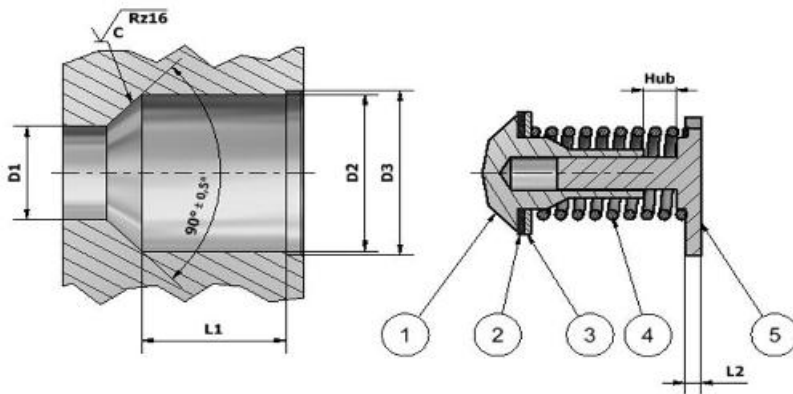
Also with 0,2 / 0,5 / 2 / 3 / 4 / 5 and 6 bar available.

Cracking pressure tolerance $\pm 20\%$

Serienmäßig mit Dichtung aus NBR / Auf Wunsch mit FKM lieferbar

Supplied with fitted NBR sealing / FKM on request

RSVTI - Internal parts of non-return valve



- 1 Stößel
- 2 Dichtscheibe (glatte Seite zum Stößel)
- 3 Druckscheibe
- 4 Feder
- 5 Stößelaufnahme

- 1 tappet
- 2 sealing washer (smooth side to the poppet)
- 3 thrust washer
- 4 spring
- 5 tappet holder

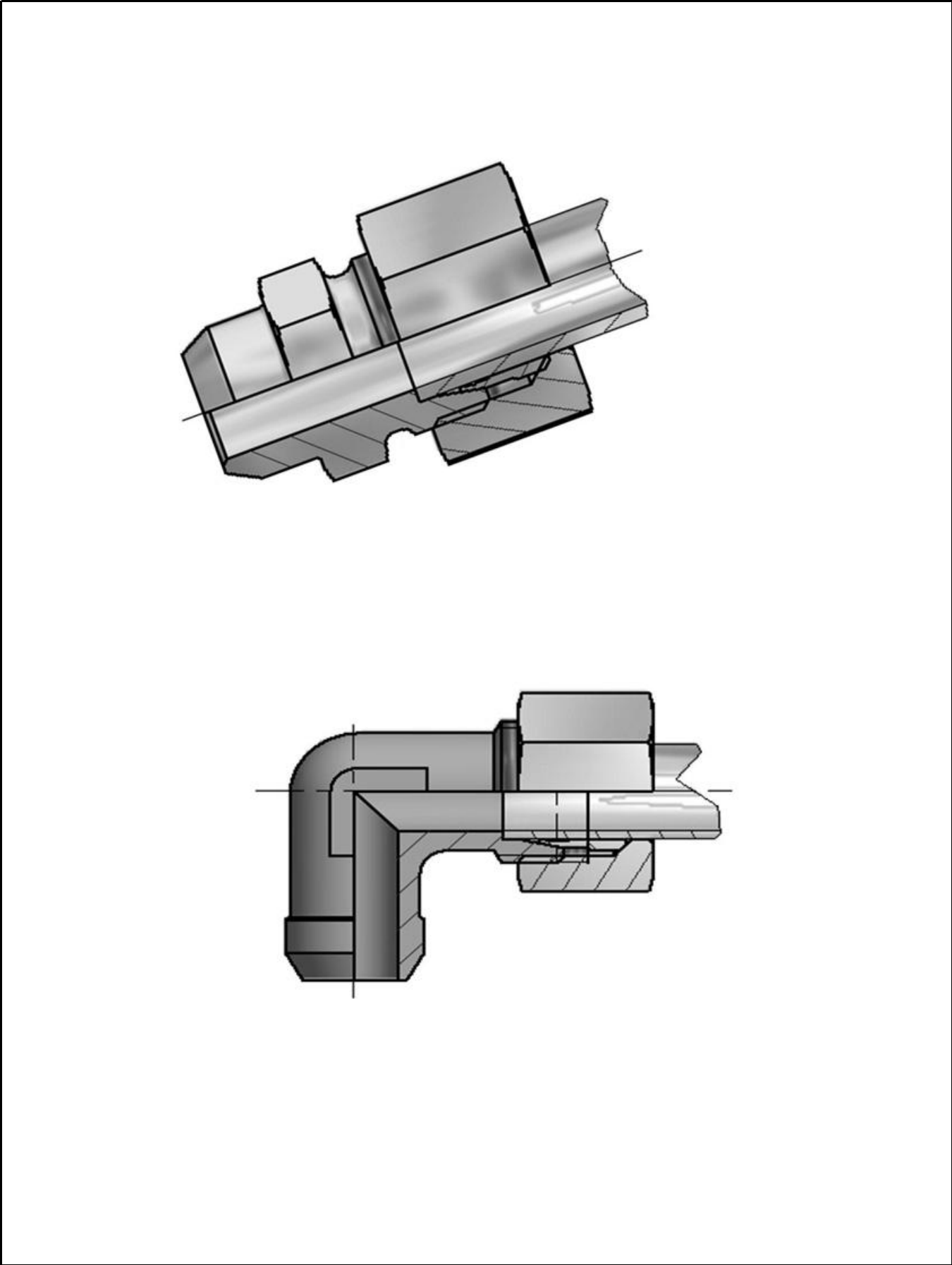
Reihe series	Rohr A.D. tube O.D.	D1 +0,1	D2 +0,1	D3 +0,1	L1 ±0,1	L2	Hub	Gewicht weight kg/100	Sach-Nr. comp.no.	Artikel-Nr. part.no.
L / S / S	6 / 6 / 8	3,5	7,5	8,6	8,2	2,0	1,0	0,20	14144/21	RSVTI6L/6+8Sc3d
L / S	8 / 10	5,5	10,2	11,6	11,0	2,0	1,7	0,40	14145/21	RSVTI8L/10Sc3d
L / S	10 / 12	7,5	13,0	14,1	14,0	2,0	2,3	0,70	14146/21	RSVTI10L/12Sc3d
L / S	12 / 14	9,5	16,7	18,1	16,5	2,5	2,9	1,30	14147/21	RSVTI12L/14Sc3d
L / S	15 / 16	11,5	19,5	20,6	19,0	2,5	3,5	1,80	14148/21	RSVTI15L/16Sc3d
L / S	18 / 20	15,0	25,2	27,1	22,5	3,0	4,4	3,70	14149/21	RSVTI18L/20Sc3d
L / S	22 / 25	19,0	30,8	32,6	27,0	3,0	5,5	5,40	14150/21	RSVTI22L/25Sc3d
L / S	28 / 30	24,0	38,6	40,6	32,5	3,5	7,3	10,70	14151/21	RSVTI28L/30Sc3d
L / L / S	35 / 42 / 38	29,0	45,7	48,1	37,5	3,5	8,9	14,40	14152/21	RSVTI35+42L/38Sc3d

Ansprechdruck serienmäßig 1 bar.
 Auf Wunsch auch in 0,2 / 0,5 / 2 / 3 / 4 / 5 und 6 bar lieferbar.
 Toleranz des Ansprechdrucks ± 20%

Standard cracking pressure 1 bar.
 Also with 0,2 / 0,5 / 2 / 3 / 4 / 5 and 6 bar available.
 Cracking pressure tolerance ± 20%

Serienmäßig mit Dichtung aus NBR / Auf Wunsch mit FKM lieferbar
 Supplied with fitted NBR sealing / FKM on request

Schweißverschraubungen
Weld-on connectors



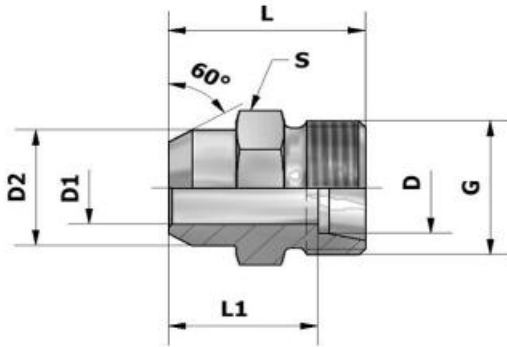
XAV - Gerader Anschweißstutzen

Anschweiß-Anschluss / 24°-Anschluss

XAV - Weld-on straight connector

Butt weld / 24° cone end

arco



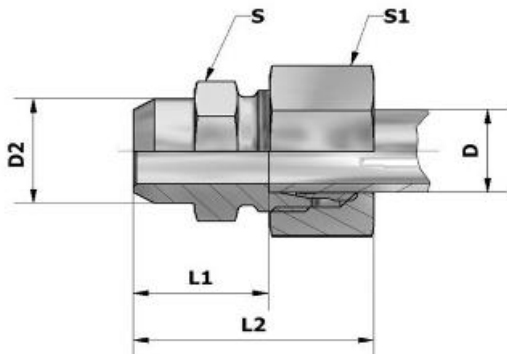
Reihe series	D	G	D1	D2	L	L1	S	Gewicht weight kg/100	Sach-Nr. comp.no.	Artikel-Nr. part.no.
L PN 315	6	M12x1,5	4	10	21	14,0	12	1,10	438/01	XAV6Lpn
	8	M14x1,5	6	12	23	16,0	14	1,50	439/01	XAV8Lpn
	10	M16x1,5	8	14	25	18,0	17	2,20	440/01	XAV10Lpn
	12	M18x1,5	10	16	25	18,0	19	2,50	441/01	XAV12Lpn
	15	M22x1,5	12	19	29	22,0	22	4,40	442/01	XAV15Lpn
	18	M26x1,5	15	22	31	23,5	27	6,70	443/01	XAV18Lpn
PN 160	22	M30x2	19	27	36	28,5	32	9,80	444/01	XAV22Lpn
	28	M36x2	24	32	38	30,5	41	16,50	12929/01	XAV28Lpn
	35	M45x2	30	40	43	32,5	46	23,20	446/01	XAV35Lpn
	42	M52x1	36	46	46	35,0	55	34,20	447/01	XAV42Lpn
S PN 630	6	M14x1,5	4	11	26	19,0	14	2,10	448/01	XAV6Spn
	8	M16x1,5	5	13	28	21,0	17	3,10	449/01	XAV8Spn
	10	M18x1,5	7	15	30	22,5	19	4,10	450/01	XAV10Spn
	12	M20x1,5	8	17	32	24,5	22	9,30	451/01	XAV12Spn
PN 400	16	M24x1,5	12	21	35	26,5	27	8,20	453/01	XAV16Spn
	20	M30x2	16	26	40	29,5	32	13,10	454/01	XAV20Spn
	25	M36x2	20	31	44	32,0	41	21,90	455/01	XAV25Spn
	30	M42x2	25	36	49	35,5	46	29,70	456/01	XAV30Spn
PN 315	38	M52x2	32	44	54	38,0	55	44,80	457/01	XAV38Spn

AV - Gerade Anschweißverschraubung

Anschweiß-Anschluss / 24°-Anschluss

AV - Weld-on straight connector

Butt weld / 24° cone end



Reihe series	D	D2	L1	L2	S	S1	Gewicht weight kg/100	Sach-Nr. comp.no.	Artikel-Nr. part.no.
L	6	10	14,0	29	12	14	2,15	1441/01	AV6Lpn
PN 315	8	12	16,0	31	14	17	3,10	1442/01	AV8Lpn
	10	14	18,0	33	17	19	4,45	1443/01	AV10Lpn
	12	16	18,0	33	19	22	5,30	1444/01	AV12Lpn
	15	19	22,0	37	22	27	8,80	1445/01	AV15Lpn
	18	22	23,5	40	27	32	13,15	1446/01	AV18Lpn
PN 160	22	27	28,5	45	32	36	18,40	1447/01	AV22Lpn
	28	32	30,5	47	41	41	25,75	1448/01	AV28Lpn
	35	40	32,5	54	46	50	37,90	1449/01	AV35Lpn
	42	46	35,0	58	55	60	57,30	1450/01	AV42Lpn
S	6	11	19,0	34	14	17	3,75	1451/01	AV6Spn
PN 630	8	13	21,0	36	17	19	5,00	1452/01	AV8Spn
	10	15	22,5	39	19	22	7,35	1453/01	AV10Spn
	12	17	24,5	41	22	24	13,10	1454/01	AV12Spn
	16	21	26,5	45	27	30	14,60	1456/01	AV16Spn
PN 400	20	26	29,5	51	32	36	23,45	1457/01	AV20Spn
	25	31	32,0	56	41	46	42,45	1458/01	AV25Spn
	30	36	35,5	62	46	50	52,65	1459/01	AV30Spn
PN 315	38	44	38,0	69	55	60	77,70	1460/01	AV38Spn

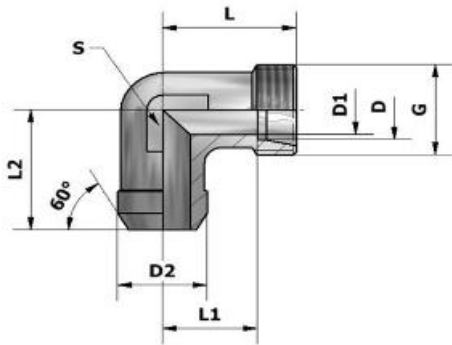
XWAS - Winkel-Anschweißstutzen

Anschweiß-Anschluss / 24°-Anschluss

XWAS - Weld-on elbow connector

Butt weld / 24° cone end

arco



Reihe series	D	G	D1	D2	L	L1	L2	S	Gewicht weight kg/100	Sach-Nr. comp.no.	Artikel-Nr. part.no.
L PN 315	6	M12x1,5	4	10	19	12,0	18,5	12	1,95	12930/01	XWAS6Lpn
	8	M14x1,5	6	12	21	14,0	21,0	12	2,20	11131/01	XWAS8Lpn
	10	M16x1,5	8	14	22	15,0	22,0	14	3,00	9993/01	XWAS10Lpn
	12	M18x1,5	10	16	24	17,0	24,0	17	4,50	9834/01	XWAS12Lpn
	15	M22x1,5	12	19	28	21,0	28,0	19	7,70	9945/01	XWAS15Lpn
PN 160	18	M26x1,5	15	22	31	23,5	30,0	24	10,30	9980/01	XWAS18Lpn
	22	M30x2	19	27	35	27,5	42,0	27	15,90	50412/01	XWAS22Lpn
	28	M36x2	24	32	38	30,5	48,0	36	33,00	50413/01	XWAS28Lpn
	35	M45x2	30	40	45	34,5	54,0	41	46,50	50414/01	XWAS35Lpn
S PN 630	42	M52x1	36	46	51	40,0	61,0	50	61,50	50415/01	XWAS42Lpn
	6	M14x1,5	4	11	23	16,0	23,0	12	3,30	50416/01	XWAS6Spn
	8	M16x1,5	5	13	24	17,0	22,5	14	4,50	50417/01	XWAS8Spn
	10	M18x1,5	7	15	25	17,5	23,5	17	5,40	9830/01	XWAS10Spn
PN 400	12	M20x1,5	8	17	29	21,5	24,0	17	7,40	8942/01	XWAS12Spn
	16	M24x1,5	12	21	33	24,5	33,0	24	13,10	8475/01	XWAS16Spn
	20	M30x2	16	26	37	26,5	42,0	27	19,80	50418/01	XWAS20Spn
	25	M36x2	20	31	42	30,0	48,0	36	38,90	50419/01	XWAS25Spn
PN 315	30	M42x2	25	36	49	35,5	54,0	41	54,30	50420/01	XWAS30Spn
	38	M52x2	32	44	57	41,0	57,0	50	76,80	50421/01	XWAS38Spn

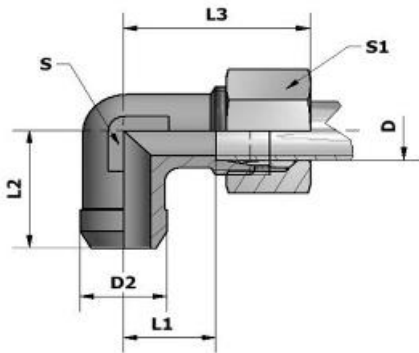
WAV - Winkel-Anschweißverschraubung

Anschweiß-Anschluss / 24°-Anschluss

WAV - Weld-on elbow connector

Butt weld / 24° cone end

arco



Reihe series	D	D2	L1	L2	L3	S	S1	Gewicht weight kg/100	Sach-Nr. comp.no.	Artikel-Nr. part.no.
L	6	10	12,0	18,5	27	12	14	3,00	50433/01	WAV6Lpn
PN 315	8	12	14,0	21,0	29	12	17	3,80	50434/01	WAV8Lpn
	10	14	15,0	22,0	30	14	19	5,25	50435/01	WAV10Lpn
	12	16	17,0	24,0	32	17	22	7,30	50436/01	WAV12Lpn
	15	19	21,0	28,0	36	19	27	12,10	50437/01	WAV15Lpn
	18	22	23,5	30,0	40	24	32	16,75	50438/01	WAV18Lpn
PN 160	22	27	27,5	42,0	44	27	36	24,50	50439/01	WAV22Lpn
	28	32	30,5	48,0	47	36	41	42,25	50440/01	WAV28Lpn
	35	40	34,5	54,0	56	41	50	61,20	50441/01	WAV35Lpn
	42	46	40,0	61,0	63	50	60	84,60	50442/01	WAV42Lpn
S	6	11	16,0	23,0	31	12	17	4,95	50443/01	WAV6Spn
PN 630	8	13	17,0	22,5	32	14	19	6,40	50444/01	WAV8Spn
	10	15	17,5	23,5	34	17	22	8,65	9831/01	WAV10Spn
	12	17	21,5	24,0	38	17	24	11,20	50445/01	WAV12Spn
	PN 400	16	21	24,5	33,0	43	24	30	19,50	50446/01
	20	26	26,5	42,0	48	27	36	30,15	50447/01	WAV20Spn
	25	31	30,0	48,0	54	36	46	59,45	50448/01	WAV25Spn
	30	36	35,5	54,0	62	41	50	77,25	50449/01	WAV30Spn
PN 315	38	44	41,0	57,0	72	50	60	109,70	50450/01	WAV38Spn

Hydraulik Messanschlüsse

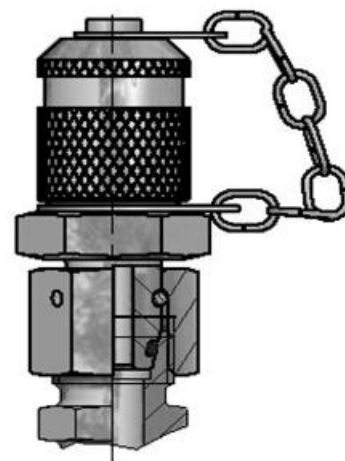
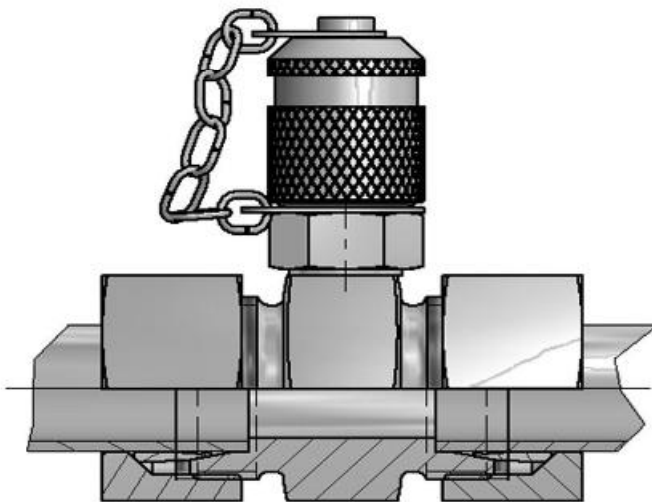
Test connectors

Messanschlüsse zur Drucküberwachung und -kontrolle von Hoch-, Nieder- und Unterdrucksystemen.

Werkstoff: Stahl, Edelstahl auf Anfrage
Dichtungen: NBR (-20°C bis +100°C)
FKM (-20°C bis +200°C)

Test connectors for monitoring of high-, low- and negative-pressure systems.

Material: steel, stainless steel on request
Sealing: NBR (-20°C bis +100°C)
FKM (-20°C bis +200°C)



Vorteile:

- * Leckagefreie Abdichtung der Verbindung, bevor Ventil geöffnet wird
- * Leichte Handhabung
- * Einfacher Anschluss von Mess-, Prüf- und Schaltgeräten
- * Kuppeln unter Druck bis 400 bar bei Typen mit Schraubkupplung möglich
- * Metallschutzkappe vibrationsgesichert
- * Dichtsystem durch Kugelrückschlagventil garantiert minimale Leckraten

Advantage:

- * Leakage-free connection before valve is open
- * Easy handling
- * Simple connection of measuring, control and switching devices
- * Coupling under pressure up to 400 bar is possible with screw couplings
- * Self locking metal protection cap, vibration resistant
- * Sealing system with ball non-return valve guarantees minimum leakage rates.

EMA3 - Messanschluss M16x2 - Ventilfunktion durch Kugel

Einschraubzapfen: metrisch mit O-Ring (ISO 6149) /
metrisch mit WD (ISO 9974) / zöllig mit WD (ISO 1179)

EMA3 - Test Point M 16x2 - function of valve by ball

Thread: metric with O-Ring (ISO 6149) /
metric with captive seal (ISO 9974) / BSP with captive seal (ISO 1179)

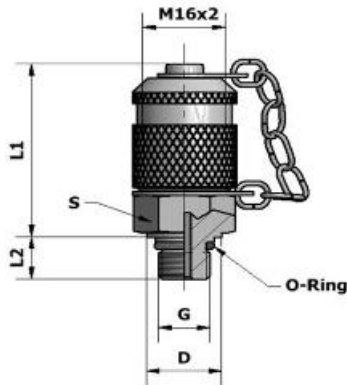


Bild 1 / picture 1

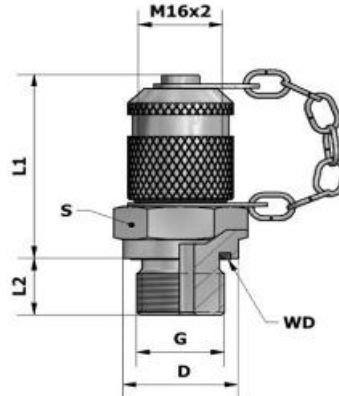


Bild 2 / picture 2

Reihe series	G	D	L1	L2	S	Bild picture	Gewicht weight kg/100	Sach-Nr. comp.no.	Artikel-Nr. part.no.
PN 630	M10x1	11,5	37	7,5	17	1	6,60	14032/75	EMA3/M10x1OPZnNi3v
PN 400	M10x1	14,0	38	8,0	17	2	6,90	54000/75	EMA3/M10x1WDPZnNi3v
PN630	M12x1,5	17,0	38	12,0	17	2	7,50	14033/75	EMA3/M12x1,5WDPZnNi3v
	M14x1,5	19,0	38	12,0	19	2	7,70	54001/75	EMA3/M14x1,5WDPZnNi3v
	M16x1,5	22,0	38	12,0	22	2	8,90	54002/75	EMA3/M16x1,5WDPZnNi3v
PN 400	G 1/8 A	14,0	39	8,0	17	2	6,90	18911/75	EMA3/R1/8WDPZnNi3v
PN 630	G 1/4 A	19,0	38	12,0	19	2	7,50	14034/75	EMA3/R1/4WDPZnNi3v
	G 3/8 A	22,0	38	12,0	22	2	9,20	18827/75	EMA3/R3/8WDPZnNi3v
	G 1/2 A	27,0	39	14,0	27	2	13,50	17678/75	EMA3/R1/2WDPZnNi3v

Standardausführung mit runder vibrationsgesicherter Schraubkappe und Dichtungen aus NBR.

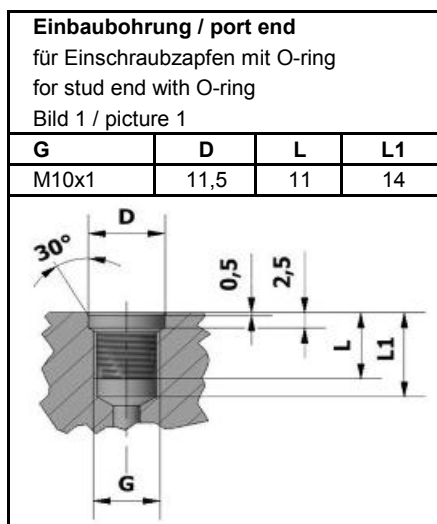
Auf Wunsch mit Dichtungen aus FKM und vibrationsgesicherter Schraubkappe mit Sechskant lieferbar.

Weitere Ausführungen bzw. Abmessungen auf Anfrage

Supplied with screw-on cap with vibration resistance and NBR sealing.

FKM sealing and hexagon screw-on cap with vibration resistance available.

Other sizes or designs on request.



Einbaubohrung / port end
für Einschraubzapfen mit Weichdichtung
for stud end with captive seals
Bild 2 / picture 2
Siehe Katalogseite "Einschraublöcher"
see page "port forms"
DIN EN ISO 9974-1 / DIN EN ISO 1179-1

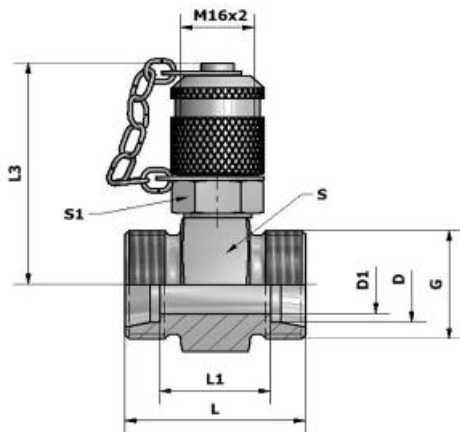
XGMA3 - Gerader Mess-Stutzen M16x2 - Ventilfunktion durch Kugel

24°-Anschluss

arco

XGMA3 - Straight test point M16x2 - function of valve by ball

24° cone end



Reihe series	D	G	D1	L	L1	L3	S	S1	Gewicht weight kg/100	Sach-Nr. comp.no.	Artikel-Nr. part.no.
L PN 315	6	M12x1,5	4	35	21	48,0	22	17	11,50	54091/75	XGMA3/6-LZnNi3v
	8	M14x1,5	6	35	21	49,0	24	17	12,80	54092/75	XGMA3/8-LZnNi3v
	10	M16x1,5	7	37	23	49,0	24	17	13,20	54093/75	XGMA3/10-LZnNi3v
	12	M18x1,5	8	37	23	50,5	27	17	14,40	54094/75	XGMA3/12-LZnNi3v
	15	M22x1,5	11	39	25	52,0	30	17	17,30	54095/75	XGMA3/15-LZnNi3v
PN 160	18	M26x1,5	14	39	24	53,0	32	17	19,20	18638/75	XGMA3/18-LZnNi3v
	22	M30x2	18	43	28	55,0	36	17	22,00	54096/75	XGMA3/22-LZnNi3v
	28	M36x2	23	43	28	57,5	41	17	25,80	54097/75	XGMA3/28-LZnNi3v
	35	M45x2	30	47	26	60,0	46	17	36,30	54098/75	XGMA3/35-LZnNi3v
PN 630	42	M52x2	36	47	25	64,5	55	17	41,90	54099/75	XGMA3/42-LZnNi3v
	6	M14x1,5	4	39	25	49,0	24	17	13,70	54100/75	XGMA3/6-SZnNi3v
	8	M16x1,5	5	39	25	49,0	24	17	14,00	54101/75	XGMA3/8-SZnNi3v
	10	M18x1,5	7	39	24	49,0	24	17	14,10	54102/75	XGMA3/10-SZnNi3v
PN 400	12	M20x1,5	7	39	24	49,0	24	17	14,90	18529/75	XGMA3/12-SZnNi3v
	16	M24x1,5	11	43	26	52,0	30	17	19,40	54103/75	XGMA3/16-SZnNi3v
	20	M30x2	15	47	26	55,0	36	17	25,30	54104/75	XGMA3/20-SZnNi3v
	25	M36x2	20	51	27	57,5	41	17	32,60	54105/75	XGMA3/25-SZnNi3v
PN 315	30	M42x2	25	55	28	60,0	46	17	41,10	54106/75	XGMA3/30-SZnNi3v
	38	M52x2	32	61	29	64,5	55	17	61,40	18402/75	XGMA3/38-SZnNi3v

Standardausführung mit runder vibrationsgesicherter Schraubkappe und Dichtungen aus NBR.

Auf Wunsch mit Dichtungen aus FKM und vibrationsgesicherter Schraubkappe mit Sechskant lieferbar.

Weitere Ausführungen bzw. Abmessungen auf Anfrage

Supplied with screw-on cap with vibration resistance and NBR sealing.

FKM sealing and hexagon screw-on cap with vibration resistance available.

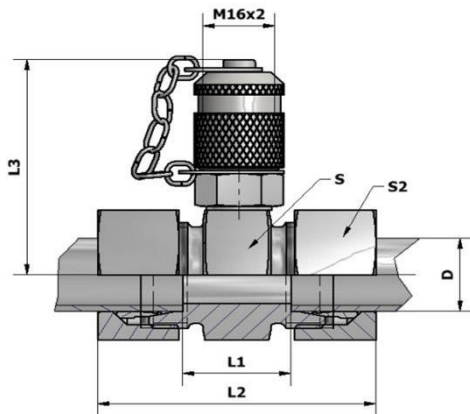
Other sizes or designs on request.

GMA3 - Gerade Mess-Verschraubung M16x2 - Ventilfunktion durch Kugel **arco**

24°-Anschluss

GMA3 - Straight test point M16x2 - function of valve by ball

24° cone end



Reihe series	D	L1	L2	L3	S	S2	Gewicht weight kg/100	Sach-Nr. comp.no.	Artikel-Nr. part.no.
L	6	21	51	48,0	22	14	13,60	54131/75	GMA3/6-LZnNi3v
PN 315	8	21	51	49,0	24	17	15,90	54132/75	GMA3/8-LZnNi3v
	10	23	53	49,0	24	19	17,60	14380/75	GMA3/10-LZnNi3v
	12	23	53	50,5	27	22	19,80	54133/75	GMA3/12-LZnNi3v
	15	25	55	52,0	30	27	25,90	54134/75	GMA3/15-LZnNi3v
	18	24	57	53,0	32	32	31,90	17315/75	GMA3/18-LZnNi3v
PN 160	22	28	61	55,0	36	36	38,90	54135/75	GMA3/22-LZnNi3v
	28	28	61	57,5	41	41	44,10	54136/75	GMA3/28-LZnNi3v
	35	26	69	60,0	46	50	65,40	54137/75	GMA3/35-LZnNi3v
	42	25	71	64,5	55	60	87,70	54138/75	GMA3/42-LZnNi3v
PN 630	6	25	55	49,0	24	17	16,90	54139/75	GMA3/6-SZnNi3v
	8	25	55	49,0	24	19	17,70	14037/75	GMA3/8-SZnNi3v
	10	24	57	49,0	24	22	20,40	54140/75	GMA3/10-SZnNi3v
	12	24	57	49,0	24	24	22,30	14035/75	GMA3/12-SZnNi3v
PN 400	16	26	63	52,0	30	30	32,20	14036/75	GMA3/16-SZnNi3v
	20	26	69	55,0	36	36	45,80	17316/75	GMA3/20-SZnNi3v
	25	27	75	57,5	41	46	73,50	18060/75	GMA3/25-SZnNi3v
	30	28	81	60,0	46	50	86,80	54141/75	GMA3/30-SZnNi3v
PN 315	38	29	91	64,5	55	60	126,90	54142/75	GMA3/38-SZnNi3v

Standardausführung mit runder vibrationsgesicherter Schraubkappe und Dichtungen aus NBR.

Auf Wunsch mit Dichtungen aus FKM und vibrationsgesicherter Schraubkappe mit Sechskant lieferbar.

Weitere Ausführungen bzw. Abmessungen auf Anfrage

Supplied with screw-on cap with vibration resistance and NBR sealing.

FKM sealing and hexagon screw-on cap with vibration resistance available.

Other sizes or designs on request.

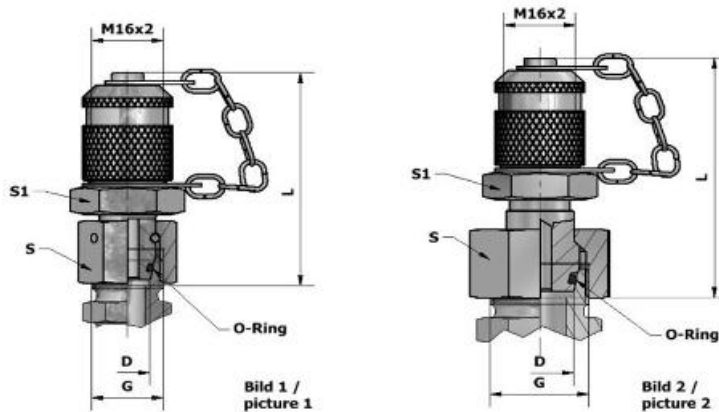
VKA3 - Messanschluss M16x2 - Ventulfunktion durch Kugel

Aufschraubseite 24°-Dichtkegel

arco

VKA3 - Test Point for cones M 16×2 - function of valve by ball

With 24° cone swivel nut connection



Reihe series	D	G	L	S	S1	Bild picture	Gewicht weight kg/100	Sach-Nr. comp.no.	Artikel-Nr. part.no.
L	6	M12x1,5	55,0	14	17	1	8,10	54056/75	VKA3/6LZnNi3v
PN 315	8	M14x1,5	55,0	17	17	1	8,10	54057/75	VKA3/8LZnNi3v
	10	M16x1,5	52,0	19	17	1	9,20	17669/75	VKA3/10LZnNi3v
	12	M18x1,5	52,0	22	17	1	10,60	17668/75	VKA3/12LZnNi3v
	15	M22x1,5	53,0	27	19	1	12,90	17667/75	VKA3/15LZnNi3v
	18	M26x1,5	60,0	32	17	2	16,10	17666/75	VKA3/18LZnNi3v
PN 160	22	M30x2	60,0	36	17	2	20,30	54058/75	VKA3/22LZnNi3v
	28	M36x2	63,0	41	17	2	26,80	54059/75	VKA3/28LZnNi3v
	35	M45x2	68,0	50	17	2	40,30	54060/75	VKA3/35LZnNi3v
	42	M52x2	69,0	60	17	2	57,30	54061/75	VKA3/42LZnNi3v
PN 630	6	M14x1,5	56,0	17	17	1	8,10	54062/75	VKA3/6SZnNi3v
	8	M16x1,5	53,0	19	17	1	8,50	54063/75	VKA3/8SZnNi3v
	10	M18x1,5	53,0	22	17	1	9,80	54064/75	VKA3/10SZnNi3v
	12	M20x1,5	53,0	24	17	1	11,80	54065/75	VKA3/12SZnNi3v
PN 400	16	M24x1,5	59,5	30	17	2	15,60	17548/75	VKA3/16SZnNi3v
	20	M30x2	65,5	36	17	2	22,50	18383/75	VKA3/20SZnNi3v
	25	M36x2	68,5	46	17	2	35,70	18140/75	VKA3/25SZnNi3v
	30	M42x2	73,0	50	17	2	44,10	54066/75	VKA3/30SZnNi3v
PN 315	38	M52x2	78,0	60	17	2	64,10	54077/75	VKA3/38SZnNi3v

Standardausführung mit runder vibrationsgesicherter Schraubkappe und Dichtungen aus NBR.

Auf Wunsch mit Dichtungen aus FKM und vibrationsgesicherter Schraubkappe mit Sechskant lieferbar.

Weitere Ausführungen bzw. Abmessungen auf Anfrage

Supplied with screw-on cap with vibration resistance and NBR sealing.

FKM sealing and hexagon screw-on cap with vibration resistance available.

Other sizes or designs on request.

MAVS..A3 - Manometer-Anschluss M16x2

MAVDS..A3 - Manometer-Direktanschluss M16x2

Innengewinde:Rohrgewinde, Abdichtung:O-Ring; Ausführung ohne Ventilfunktion

MAVS..A3 - Test point pressure gauge connector M16x2

MAVDS..A3 - Test point with threaded connection M 16x2

Thread: female BSP, O-Ring, design without valve function

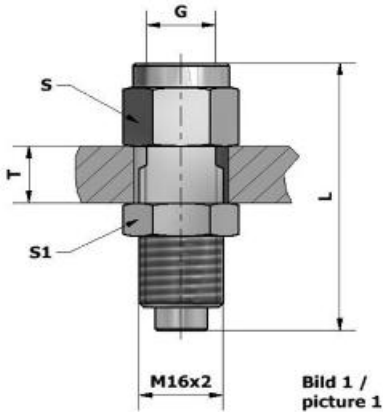


Bild 1 /
picture 1

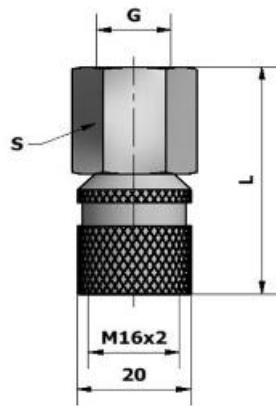


Bild 2 /
picture 2

Reihe series	G	L	T max.	S	S1	Bild picture	Gewicht weight kg/100	Sach-Nr. comp.no.	Artikel-Nr. part.no.
PN 630	G ¼	57	12	19	19	1	7,40	54171/75	MAVS1/4-A3ZnNi3v
	G ½	66	12	27	24	1	12,90	54172/75	MAVS1/2-A3ZnNi3v
	G ¼	54		19		2	8,80	54173/75	MAVSD1/4-A3ZnNi3v
	G ½	58		27		2	13,90	54174/75	MAVSD1/2-A3ZnNi3v

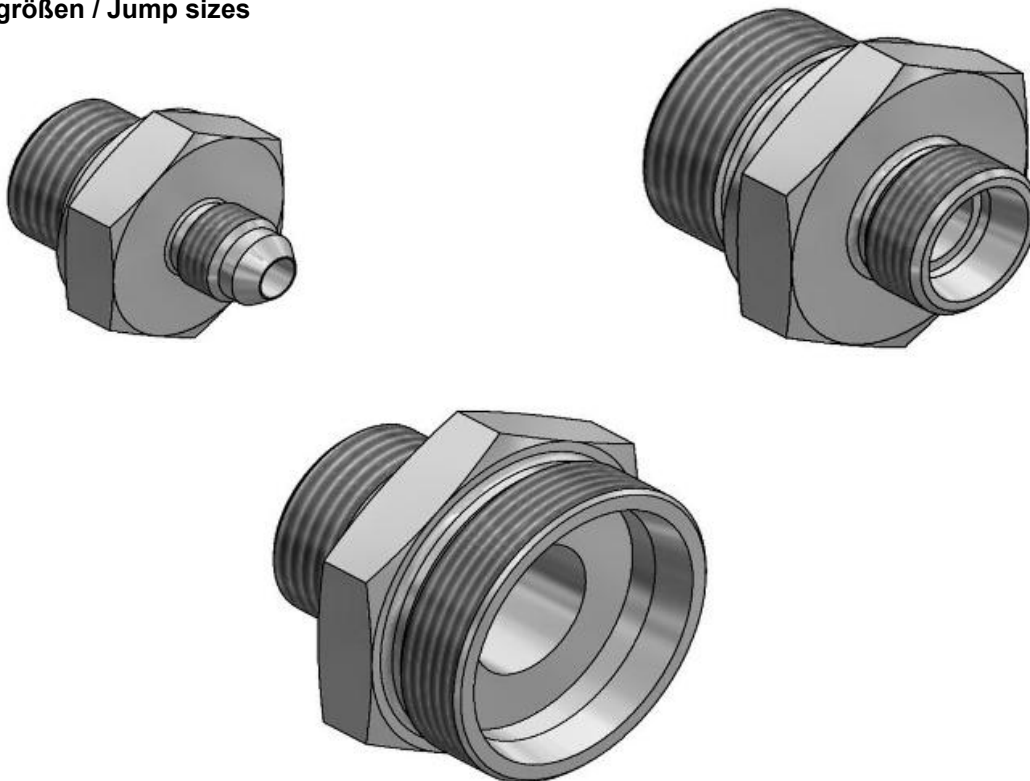
Serienmäßig mit O-Ring aus NBR / Auf Wunsch mit FKM lieferbar
Supplied with fitted NBR-O-ring / FKM on request

Sonderverschraubungen Special design connnetors

arco-Sonderverschraubungen werden für Applikationen entwickelt, die mit Standardverschraubungen nicht optimal realisiert werden können (z.B. enge Bauräume). Mehrteilige miteinander montierte Standardverschraubungen werden durch arco-Sonderverschraubungen ersetzt, um dem Kunden die sicherste und anwenderfreundlichste Verschraubung zu bieten. In enger partnerschaftlicher Zusammenarbeit mit dem Kunden erarbeiten und begleiten wir Problemlösungen von der Entwicklung bis zur Serie. Durch jahrzehntelang gesammelte Erfahrungen im Verschraubungsbereich, in unterschiedlichsten Anwendungsgebieten, kann nahezu jede verschraubungstechnische Herausforderung umgesetzt werden. Mit unserem flexiblen Maschinenpark können Sonderverschraubungen von Kleinst- bis Großserien gefertigt werden.

arco-special design connectors are developed for difficult applications (e.g. minimum installation space). To guarantee a secure and user-friendly system this kind of designed connectors replaces multiple assembled standard connectors. In close relationship with the customer we develop and support solutions up to series production. With decades of collective experience in different application areas it is possible to realise nearly every task. With our flexible machinery we can produce special design connectors in small or big series.

Sprunggrößen / Jump sizes



Verschraubungskombinationen durch Sprunggrößen ersetzen

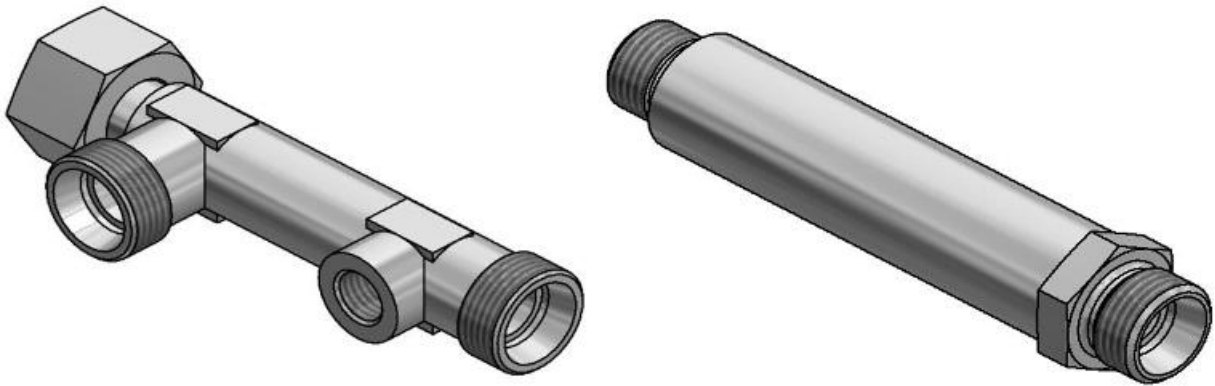
- verkürzt die Montagezeiten
- reduziert mögliche Leckagen und Kosten
- verringert Lagerhaltung

Jumpsizes replace multiple connector combinations

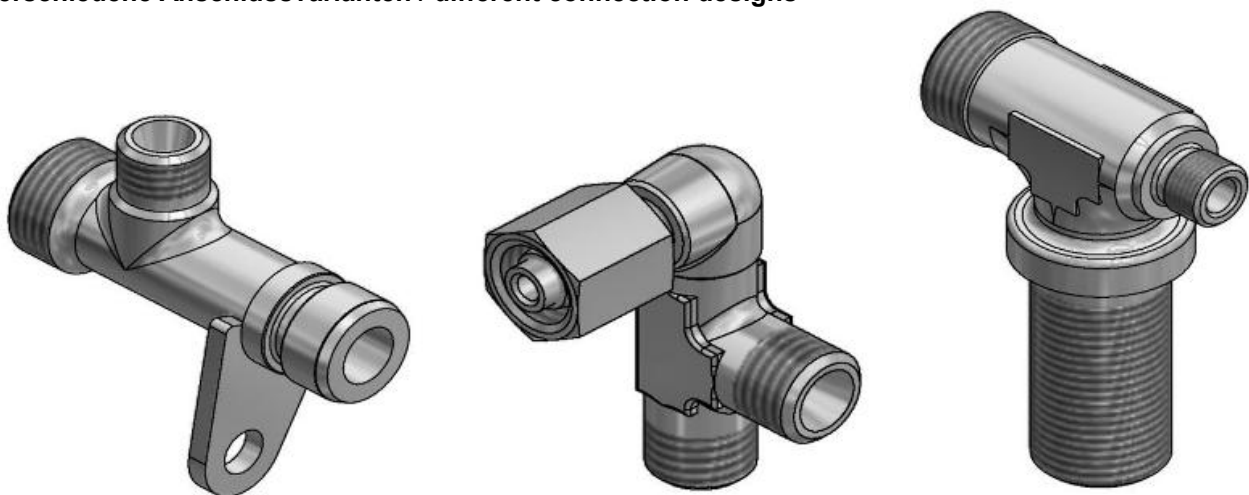
- reduction of installation time
- reduction of possible leakage and costs
- reduction of storage costs

Lange Verschraubungen / long designed connectors

- * zur Vermeidung von Rohrverlängerungen oder Adapterkombinationen
- * to avoid tube extensions or multiple connector combinations



Verschiedene Anschlussvarianten / different connection designs



Drosselverschraubungen / throttle connectors

